



BIM



SEE IT IN YOUR ROOM!

Wall:
Flow Stone Sand 44.3x88.8 cm ret. Natural P9176R

Floor:
Flow Stone Coal 44.3x88.8 cm ret. Natural P9178R

Flow

The fluidity and harmony in the combination of materials.

A fluidez e harmonia na conjugação de materiais.
La fluidité et l'harmonie dans la combinaison des matériaux.
Die Fließfähigkeit und Harmonie in der Kombination von Materialien.
La fluidez y armonía en la combinación de materiales.

Cement / Stone

Majólica





Flow Majólica Ash 8.6x26.2 cm Glossy C0819



Flow Cement Ash 59.2x59.2 cm ret. Natural P6173R
Flow Stone Ash 59.2x59.2 cm ret. Natural P6177R



Wall:
Flow Majólica Coal 8.6x26.2 cm Glossy C0820

Floor:
Flow Cement Coal 59.2x59.2 cm ret. Natural P6174R
Flow Stone Coal 59.2x59.2 cm ret. Natural P6178R



Wall:
Mosaic Sticks Flow Stone Cloud 29.5x29.5 cm Natural DC3705
Flow Stone Cloud 29.5x59.2 cm ret. Natural P3125R

Floor:
Flow Stone Cloud 59.2x59.2 cm ret. Natural P6175R


- WALL + FLOOR
PORCELAIN TILES
- V2 - SLIGHT
VARIATION
- NATURAL
(MATTE)
- ANTI-SLIP
(MATTE)
- 1cm
- 0.85cm
- R10
A+B
- R11
A+B
CLASS 3
- PTV ≥36
- UPEC
NATURAL




CEMENT CLOUD
 44.3x88.8 cm ret. P9171R | GD11



STONE CLOUD
 44.3x88.8 cm ret. P9175R | GD11



CEMENT CLOUD
 29.5x59.2 cm ret. P3121R | GD06
 30x60 cm P3121 | GC06



STONE CLOUD
 29.5x59.2 cm ret. P3125R | GD06
 30x60 cm P3125 | GC06




CEMENT CLOUD
 59.2x59.2 cm ret. P6171R | GD08 P6181R | GD09
 60x60 cm P6171 | GC07 P6181 | GC09




STONE CLOUD
 59.2x59.2 cm ret. P6175R | GD08 P6185R | GD09
 60x60 cm P6175 | GC07 P6185 | GC09




CEMENT CLOUD
 45x45 cm PE040 | GC01 PE060 | GC03



MOSAIC FLOW CEMENT CLOUD
 (4.7X4.7 CM) (PIECE)
 29.5x29.5x0.85 cm DC4051 | GJ32



STONE CLOUD
 45x45 cm PE044 | GC01 PE064 | GC03




MOSAIC FLOW STONE CLOUD
 (4.7X4.7 CM) (PIECE)
 29.5x29.5x0.85 cm DC4055 | GJ32




MOSAIC ARROW FLOW CEMENT CLOUD
 (PIECE)
 22.4x29.5x0.85 cm DC6011 | GJ33



MOSAIC STICKS FLOW CEMENT CLOUD
 (PIECE)
 29.5x29.5x0.85 cm DC3701 | GJ36



MOSAIC ARROW FLOW STONE CLOUD
 (PIECE)
 22.4x29.5x0.85 cm DC6015 | GJ33



MOSAIC STICKS FLOW STONE CLOUD
 (PIECE)
 29.5x29.5x0.85 cm DC3705 | GJ36



CEMENT SAND
44.3x88.8 cm ret. P9172R | GD11



STONE SAND
44.3x88.8 cm ret. P9176R | GD11



CEMENT SAND
29.5x59.2 cm ret. 30x60 cm P3122R | GD06 P3122 | GC06



STONE SAND
29.5x59.2 cm ret. 30x60 cm P3126R | GD06 P3126 | GC06




CEMENT SAND
59.2x59.2 cm ret. 60x60 cm P6172R | GD08 P6182R | GD09 P6172 | GC07 P6182 | GC09



STONE SAND
59.2x59.2 cm ret. 60x60 cm P6176R | GD08 P6186R | GD09 P6176 | GC07 P6186 | GC09




CEMENT SAND
45x45 cm PE041 | GC01 PE061 | GC03




MOSAIC FLOW CEMENT SAND (4.7X4.7 CM) (PIECE)
29.5x29.5x0.85 cm DC4052 | GJ32




STONE SAND
45x45 cm PE045 | GC01 PE065 | GC03




MOSAIC FLOW STONE SAND (4.7X4.7 CM) (PIECE)
29.5x29.5x0.85 cm DC4056 | GJ32




MOSAIC ARROW FLOW CEMENT SAND (PIECE)
22.4x29.5x0.85 cm DC6012 | GJ33



MOSAIC STICKS FLOW CEMENT SAND (PIECE)
29.5x29.5x0.85 cm DC3702 | GJ36



MOSAIC ARROW FLOW STONE SAND (PIECE)
22.4x29.5x0.85 cm DC6016 | GJ33



MOSAIC STICKS FLOW STONE SAND (PIECE)
29.5x29.5x0.85 cm DC3706 | GJ36



Wall:
Mosaic Arrow Flow Stone Sand 22.4x29.5 cm Natural DC6016
Flow Stone Sand 44.3x88.8 cm ret. Natural P9176R

Floor:
Flow Cement Sand 44.3x88.8 cm ret. Natural P9172R



Wall:
Flow Cement Ash 44.3x88.8 cm ret. Natural P9173R

Floor:
Flow Stone Ash 44.3x88.8 cm ret. Natural P9177R



WALL + FLOOR
PORCELAIN TILES



V2 - SLIGHT
VARIATION



NATURAL
(MATTE)



ANTI-SLIP
(MATTE)



1cm



0.85cm



R10
A+B



R11
A+B
CLASS 3



PTV ≥ 36



UPEC
NATURAL



CEMENT ASH
44.3x88.8 cm ret.

P9173R | GD11



STONE ASH
44.3x88.8 cm ret.

P9177R | GD11



CEMENT ASH
29.5x59.2 cm ret.
30x60 cm

P3123R | GD06
P3123 | GC06



STONE ASH
29.5x59.2 cm ret.
30x60 cm

P3127R | GD06
P3127 | GC06



CEMENT ASH
59.2x59.2 cm ret.
60x60 cm

P6173R | GD08 P6183R | GD09
P6173 | GC07 P6183 | GC09




STONE ASH
59.2x59.2 cm ret.
60x60 cm

P6177R | GD08 P6187R | GD09
P6177 | GC07 P6187 | GC09




CEMENT ASH
45x45 cm

PE042 | GC01 PE062 | GC03



MOSAIC FLOW CEMENT ASH
(4.7X4.7 CM) (PIECE)
29.5x29.5x0.85 cm DC4053 | GJ32



STONE ASH
45x45 cm


PE046 | GC01 PE066 | GC03



MOSAIC FLOW STONE ASH
(4.7X4.7 CM) (PIECE)
29.5x29.5x0.85 cm DC4057 | GJ32




MOSAIC ARROW FLOW CEMENT ASH (PIECE)
22.4x29.5x0.85 cm DC6013 | GJ33



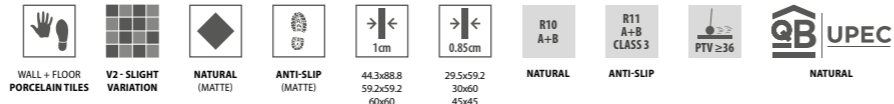
MOSAIC STICKS FLOW CEMENT ASH (PIECE)
29.5x29.5x0.85 cm DC3703 | GJ36



MOSAIC ARROW FLOW STONE ASH (PIECE)
22.4x29.5x0.85 cm DC6017 | GJ33




MOSAIC STICKS FLOW STONE ASH (PIECE)
29.5x29.5x0.85 cm DC3707 | GJ36




CEMENT COAL
44.3x88.8 cm ret. P9174R | GD11




STONE COAL
44.3x88.8 cm ret. P9178R | GD11



CEMENT COAL
29.5x59.2 cm ret. 30x60 cm P3124R | GD06 P3124 | GC06



STONE COAL
29.5x59.2 cm ret. 30x60 cm P3128R | GD06 P3128 | GC06




CEMENT COAL
59.2x59.2 cm ret. 60x60 cm P6174R | GD08 P6184R | GD09 P6174 | GC07 P6184 | GC09




STONE COAL
59.2x59.2 cm ret. 60x60 cm P6178R | GD08 P6188R | GD09 P6178 | GC07 P6188 | GC09




CEMENT COAL
45x45 cm PE043 | GC01 PE063 | GC03




MOSAIC FLOW CEMENT COAL (4.7X4.7 CM) (PIECE)
29.5x29.5x0.85 cm DC4054 | GJ32




STONE COAL
45x45 cm PE047 | GC01 PE067 | GC03



MOSAIC FLOW STONE COAL (4.7X4.7 CM) (PIECE)
29.5x29.5x0.85 cm DC4058 | GJ32




MOSAIC ARROW FLOW CEMENT COAL (PIECE)
22.4x29.5x0.85 cm DC6014 | GJ33



MOSAIC STICKS FLOW CEMENT COAL (PIECE)
29.5x29.5x0.85 cm DC3704 | GJ36



MOSAIC ARROW FLOW STONE COAL (PIECE)
22.4x29.5x0.85 cm DC6018 | GJ33



MOSAIC STICKS FLOW STONE COAL (PIECE)
29.5x29.5x0.85 cm DC3708 | GJ36



Flow Cement Sand 44.3x88.8 cm ret. Natural P9172R
Flow Stone Coal 44.3x88.8 cm ret. Natural P9178R
Flow Cement Coal 44.3x88.8 cm ret. Natural P9174R

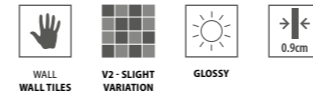
SPECIAL PIECES

Stairstep Degrau . Nez-de-Marche Stufe . Peldaño	Step Extra Fluted* Degrau Espessurado. Nez de Marche Forte Epaisseur Winkelstufe . Peldaño con Espesor	Skirting Rodapé . Plinthe Sockel . Rodapié
44.3x88.8x1 cm ret. GJ46	29.5x88.8x1 cm ret. GJ59	8x44.3x1 cm ret. GJ09
59.2x59.2x1 cm ret. GJ42	29.5x59.2x1 cm ret. GJ58	8x59.2x1 cm ret. GJ14
29.5x59.2x1 cm ret. GJ33	29.5x59.2x0.85 cm ret. GJ58	8x60x1 cm GJ10
29.5x59.2x0.85 cm ret. GJ30		8x45x0.85 cm GJ07
60x60x1 cm GJ36		
45x45x0.85 cm GJ28		
30x60x1 cm GJ28		
30x60x0.85 cm GJ24		

PACKING AND WEIGHT

Sizes (cm) Dimensão . Format Maße . Formato	Pieces Peças . Pièces Stück . Piezas	SQM M ²	Weight Peso . Poids Gewicht . Peso	Box Caixa . Boite Karton . Caja	SQM M ²	Weight Peso . Poids Gewicht . Peso
44.3x88.8x1 ret.	2	0.787	17.31	40	31.480	711
59.2x59.2x1 ret.	3	1.050	23.20	36	37.800	855
29.5x59.2x0.85 ret.	7	1.220	22.60	40	48.800	924
60x60x1	3	1.080	23.78	36	38.880	876
45x45x0.85	5	1.010	19.20	36	36.360	711
30x60x0.85	7	1.260	23.40	40	50.400	956

* Minimum of 10 pieces . Quantidade mínima de 10 peças . Quantité minimum de 10 pièces . Mindestmenge: 10 Stücke . Cantidad mínima de 10 piezas



Wall:
Flow Majólíca Cloud 8.6x26.2 cm Glossy C0817
Flow Cement Cloud 29.5x59.2 cm ret. Natural P3121R

Floor:
Flow Cement Cloud 59.2x59.2 cm ret. Natural P6171R
Flow Stone Cloud 59.2x59.2 cm ret. Natural P6175R



MAJÓLICA CLOUD
 8.6x26.2 cm C0817 | GG03



MAJÓLICA SAND
 8.6x26.2 cm C0818 | GG03



MAJÓLICA ASH
 8.6x26.2 cm C0819 | GG03



MAJÓLICA COAL
 8.6x26.2 cm C0820 | GG03

PACKING AND WEIGHT

Size (cm)	Pieces	SQM	Weight	Box	SQM	Weight
Dimensão . Format	Peças . Pièces	M²	Peso . Poids	Caixa . Boite	M²	Peso . Poids
Maße . Formato	Stück . Piezas		Gewicht . Peso	Karton . Caja		Gewicht . Peso
8.6x26.2x0.9	25	0.563	8.74	72	40.536	645



Flow Majólíca Ash 8.6x26.2 cm Glossy C0819
Flow Stone Ash 29.5x59.2 cm ret. Natural P3127R