

ALCER

GENERAL CATALOGUE
2023



ALELUIA CERÂMICAS

SYMBOLS

Símbolos . Symboles . Symbole . Símbolos



WALL & FLOOR / PORCELAIN TILES

Revestimento e Pavimento / Porcelanato . Revêtements & Carreaux de Sol / Grès Cérame
Wand & Boden / Feinsteinzeug . Revestimiento y Pavimento / Porcelánico



WALL / WALL TILES

Revestimento . Revêtements
Wandfliesen . Revestimiento



WALL & FLOOR / GLAZED TILES

Revestimento e Pavimento / Pavimento em Grés . Revêtements & Carreaux de Sol / Sol en Grès
Wand & Boden / Bodenfliesen aus Steinzeug . Revestimiento y Pavimento / Pavimento en Gres



UNGLAZED FULL BODY PORCELAIN

Porcelanato Extrudido não esmaltado toda massa . Grés Cérame Étiré non émaillé pleine masse
Unglasiertes Feinsteinzeug . Porcelánico toda masa



HAND PAINTING

Pintura Manual . Peinture Manuelle
Handmalerei . Pintura Manual



THICKNESS

Espessura . Épaisseur
Dicke . Espesor



DECORATIONS SOLD PER SQM

Decorações vendidas ao M² . Décorations vendu au M²
Dekorationen verkauft pro M² . Decoraciones vendidas al M²



NET GLUED PIECES

Peças coladas em rede . Pièces collées sur réseau
Stücke auf Netz geklebt . Piezas pegadas en red



UNIFORM APPEARANCE

Uniforme . Uniforme
Einheitlich . Uniforme



SLIGHT VARIATION

Varição Ligeira . Légère Variation
Leichte Abweichung . Variación Ligera



MODERATE VARIATION

Varição Moderada . Variation Modérée
Mäßige Abweichung . Variación Moderada



STRONG VARIATION

Varição Forte . Forte Variation
Starke Abweichung . Variación Fuerte



MATTE

Mate . Mat
Matt . Mate



SHINE

Brilho . Brillant
Glanz . Brillo



MATTE/SHINE

Mate/Brilho . Matte/Brillant
Matt/Glanz . Mate/Brillo



SATIN

Acetinado . Satin
Satin . Satin



HONED

Amaciado . Adoucie
Soft . Apomazado



POLISHED

Polido . Poli
Poliert . Pulido



NATURAL (MATTE)

Natural (Mate) . Naturel (Matte)
Natural (Matt) . Natural (Mate)



NATURAL (MATTE/SHINE)

Natural (Mate/Brilho) . Naturel (Matte/Brillant)
Natural (Matt/Glanz) . Natural (Mate/Brillo)



NATURAL (SHINE)

Natural (Brilho) . Naturel (Brillant)
Natural (Glanz) . Natural (Brillo)



SEMI-POLISHED (MATTE)

Semi-polido (Mate) . Semi-poli (Matte)
Anpoliert (Matt) . Semi-pulido (Mate)



SEMI-POLISHED (MATTE/SHINE)

Semi-polido (Mate/Brilho) . Semi-poli (Matte/Brillant)
Anpoliert (Matt/Glanz) . Semi-pulido (Mate/Brillo)



SEMI-POLISHED (SHINE)

Semi-polido (Brilho) . Semi-poli (Brillant)
Anpoliert (Glanz) . Semi-pulido (Brillo)



ANTI-SLIP

Antiderrapante . Antidérapant
Rutschfest . Antideslizante



HAMMERED

Bujardado . Martelé
Gehämmert . Bujardado

RET.

RECTIFIED

Retificado . Rectifié . Rektifiziert . Rectificado



ALELUIA CERÂMICAS



SINCE 1905

Founded in 1905 and with over one hundred years of activity, Aleluia is now a technologically advanced company, accumulating experience that provides a product of excellence, following the highest quality standards at an international level.

Fundada em 1905 e com mais de cem anos de atividade, a Aleluia é hoje uma empresa tecnologicamente avançada, acumulando uma experiência que permite oferecer um produto de excelência, de acordo com os mais elevados padrões de qualidade a nível internacional.

Aleluia wurde 1905 gegründet und ist seit über einhundert Jahren im Geschäft. Heute ist Aleluia ein fortschrittliches technologisches Unternehmen, das Erfahrung sammelt und ein Spitzenprodukt bietet, in Abstimmung mit den höchsten Qualitätsstandards auf internationaler Ebene.

Fondée en 1905 et avec plus de cent ans d'activité, Aleluia est aujourd'hui une entreprise technologiquement avancée, accumulant une expérience qui nous permet d'offrir un excellent produit, selon les plus hauts standards de qualité internationale.

Fundada en 1905 y con más de cien años de actividad, el Aleluia es hoy una empresa tecnológicamente avanzada, acumulando una experiencia que le permite ofrecer un producto de excelencia, según los más altos estándares de calidad a nivel internacional.





A	B	C	D	E	F	G	I
ABBEY 450 ALPE 82 ARABESQUE 310 AVENUE 90	BACKSTAGE 26 BALANCE 242 BLACK CODE 428 BOSCO 118 BOULEVARD 44 BRANCOS 412	CHROMA 274 CITIZEN 388 COLOR ART 434 CONCRETE 52	DANDY 268 DECK 134 DETROIT 318 DUNE 338	ESSENCE 364 ETERNAL STONE (NEW) 212	FEEL 374 FLOW (NEW) 12 FOCUS 100	GRANIT 260	INDUSTRIAL 466
K	L	M	N	O	P	R	S
KERABRAILLE 472 KOMPACT 34 KREA 98	LIV'IN 326 LUMBER 128	MINIMAL 406 MOORISH 446 MUSE 152 MUSTANG SLATE 224	NATURA KALACATA 164 NATURA TRAVERTINO 170 NEW ZELLIGE 300 NOBLE 112	OCEAN 258 OSLO 104	PALACE (NEW) 144 PIAZEN 198 PLASTER 60 PRO-DECK (NEW) 138 PURE TRAVERTINE (NEW) 174	RAW 358 RENOVATION 456 ROCK 218	SANDSTONE 400 SCALES 314 SERENA 252 SIGNATURE 422 SOFTLINE 394 STONE AGE 184 STUDIO 66
T	U	V	X				
TANGRAM 440 TECHNICAL 460 TERRA 1.4 350 TOUCH 344	URBAN ATELIER 288 URBAN STONE 232	VALLE 76	X-TREME 380				

INDEX BY LOOK	6
INDEX BY FORMAT	8
TECHNICAL DATA	486
SLIP RESISTANCE	492
WALLPEC AND UPEC CERTIFICATION	496
APPLICATION AND USE	502
PACKAGING	507



CEMENT

WOOD

MARBLE & STONE

COLOUR & DESIGN

ARCHITECTURE

ARTISAN

KERATEC

TECHNICAL GUIDE

FLOW (NEW)	12
BACKSTAGE	26
KOMPACT	34
BOULEVARD	44
CONCRETE	52
PLASTER	60
STUDIO	66
VALLE	76
ALPE	82
AVENUE	90
KREA	98
FOCUS	100

OSLO	104
NOBLE	112
BOSCO	118
LUMBER	128
DECK	134
PRO-DECK (NEW)	138

PALACE (NEW)	144
MUSE	152
NATURA KALACATA	164
NATURA TRAVERTINO	170
PURE TRAVERTINE (NEW)	174
STONE AGE	184
PIAZEN	198
ETERNAL STONE (NEW)	212
ROCK	218
MUSTANG SLATE	224
URBAN STONE	232
BALANCE	242
SERENA	252
OCEAN	258
GRANIT	260

DANDY	268
CHROMA	274
URBAN ATELIER	288
NEW ZELLIGE	300
ARABESQUE	310
SCALES	314
DETROIT	318
LIV'IN	326
DUNE	338
TOUCH	344
TERRA 1.4	350

RAW	358
ESSENCE	364
FEEL	374
X-TREME	380
CITIZEN	388
SOFTLINE	394
SANDSTONE	400
MINIMAL	406
BRANCOS	412

SIGNATURE	422
BLACK CODE	428
COLOR ART	434
TANGRAM	440
MOORISH	446
ABBAY	450

RENOVATION	456
TECHNICAL	460
INDUSTRIAL	466
KERABRAILLE	472

TECHNICAL DATA	486
SLIP RESISTANCE	492
WALLPEC	496
UPEC	499
APPLICATION AND USE	502
PACKAGING	507

SIZES (cm)
Formatos . Formats . Format . Formatos

SERIES Série . Série Serie . Serie	PAGE Pag. Pag.	FULL BODY										15x15 (Arabesque) 13.5x15 (Scales)	14x14 13x13 10x10 7x14 7x13 LOS 10x18 LOS 9x15	45x45 20x20 10x10		
		20x120 45x90 30x90 22x90 15x90 60x60 45x45 30x60 10x60 30x30 20x30 20x20 15x15 7x30 15x23 12x24 Hex 51x60 Hex 25x29	30x90 30x60 20x50 27x42 25x40 20x40 20x20 8x26	30x90 30x60 20x50 27x42 25x40 20x40 20x20 8x26	15x15 (Arabesque) 13.5x15 (Scales)	14x14 13x13 10x10 7x14 7x13 LOS 10x18 LOS 9x15	45x45 20x20 10x10									
ABBEY	450															
ALPE	82															
ARABESQUE	310															
AVENUE	90															
BACKSTAGE	26															
BALANCE	242															
BLACK CODE	428															
BOSCO	118															
BOULEVARD	44															
BRANCOS	412															
CHROMA	274															
CITIZEN	388															
COLOR ART	434															
CONCRETE	52															
DANDY	268															
DECK	134															
DETROIT	318															
DUNE	338															
ESSENCE	364															
ETERNAL STONE	212															
FEEL	374															
FLOW	12															
FOCUS	100															
GRANIT	260															
INDUSTRIAL	466															
KERABRAILLE	472															
KOMPACT	34															
KREA	98															
LIV'IN	326															
LUMBER	128															
MINIMAL	406															
MOORISH	446															

SIZES (cm)
Formatos . Formats . Format . Formatos

SERIES Série . Série Serie . Serie	PAGE Pag. Pag.	FULL BODY										15x15 (Arabesque) 13.5x15 (Scales)	14x14 13x13 10x10 7x14 7x13 LOS 10x18 LOS 9x15	45x45 20x20 10x10		
		20x120 45x90 30x90 22x90 15x90 60x60 45x45 30x60 10x60 30x30 20x30 20x20 15x15 7x30 15x23 12x24 Hex 51x60 Hex 25x29	30x90 30x60 20x50 27x42 25x40 20x40 20x20 8x26	30x90 30x60 20x50 27x42 25x40 20x40 20x20 8x26	15x15 (Arabesque) 13.5x15 (Scales)	14x14 13x13 10x10 7x14 7x13 LOS 10x18 LOS 9x15	45x45 20x20 10x10									
MUSE	152															
MUSTANG SLATE	224															
NAT. KALACATA	164															
NAT. TRAVERTINO	170															
NEW ZELLIGE	300															
NOBLE	112															
OCEAN	258															
OSLO	104															
PALACE	144															
PIAZEN	198															
PLASTER	60															
PRO-DECK	138															
PURE TRAVERTINE	174															
RAW	358															
RENOVATION	456															
ROCK	218															
SANDSTONE	400															
SCALES	314															
SERENA	252															
SIGNATURE	422															
SOFTLINE	394															
STONE AGE	184															
STUDIO	66															
TANGRAM	440															
TECHNICAL	460															
TERRA 1.4	350															
TOUCH	344															
URBAN ATELIER	288															
URBAN STONE	232															
VALLE	76															
X-TREME	380															



CEMENT

LOOK


FLOW (NEW)	12
BACKSTAGE	26
KOMPACT	34
BOULEVARD	44
CONCRETE	52
PLASTER	60
STUDIO	66
VALLE	76
ALPE	82
AVENUE	90
KREA	98
FOCUS	100



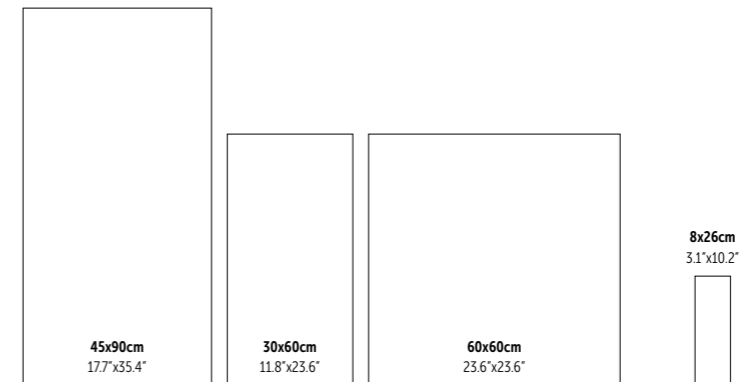
FLOW

The fluidity and harmony in the combinations of materials.


A fluidez e harmonia na conjugação de materiais.
 La fluidité et l'harmonie dans la combinaison des matériaux.
 Die Fließfähigkeit und Harmonie in der Kombination von Materialien.
 La fluidez y armonía en la combinación de materiales.

 **Porcelain Tiles**
Wall & Floor

 **Wall Tiles**
Wall



4 Colours



BIM



SEE IT IN YOUR ROOM!

Wall:
 Flow Majolica Cloud 8.6x26.2 cm Glossy C0817
 Flow Cement Cloud 29.5x59.2 cm ret. Natural P3121R

Floor:
 Flow Cement Cloud 59.2x59.2 cm ret. Natural P6171R
 Flow Stone Cloud 59.2x59.2 cm ret. Natural P6175R



Flow Majólica Ash 8.6x26.2 cm Glossy C0819



Flow Cement Ash 59.2x59.2 cm ret. Natural P6173R
Flow Stone Ash 59.2x59.2 cm ret. Natural P6177R



Wall:
Flow Majólica Coal 8.6x26.2 cm Glossy C0820

Floor:
Flow Cement Coal 59.2x59.2 cm ret. Natural P6174R
Flow Stone Coal 59.2x59.2 cm ret. Natural P6178R



Wall:
Mosaic Sticks Flow Stone Cloud 29.5x29.5 cm Natural DC3705
Flow Stone Cloud 29.5x59.2 cm ret. Natural P3125R

Floor:
Flow Stone Cloud 59.2x59.2 cm ret. Natural P6175R

- WALL + FLOOR
PORCELAIN TILES
- V2 - SLIGHT
VARIATION
- NATURAL
(MATTE)
- ANTI-SLIP
(MATTE)
- 1cm
- 0.85cm
- R10
A+B
- R11
A+B
CLASS 3
- PTV ≥36



CEMENT CLOUD
 44.3x88.8 cm ret. P9171R | GD11




STONE CLOUD
 44.3x88.8 cm ret. P9175R | GD11




CEMENT CLOUD
 59.2x59.2 cm ret. P6171R | GD08 P6181R | GD09
 60x60 cm P6171 | GC07 P6181 | GC09



STONE CLOUD
 59.2x59.2 cm ret. P6175R | GD08 P6185R | GD09
 60x60 cm P6175 | GC07 P6185 | GC09



CEMENT CLOUD
 29.5x59.2 cm ret. P3121R | GD06
 30x60 cm P3121 | GC06



STONE CLOUD
 29.5x59.2 cm ret. P3125R | GD06
 30x60 cm P3125 | GC06



MOSAIC FLOW CEMENT CLOUD
 (4.7x4.7 CM) (PIECE) 29.5x29.5x0.85 cm DC4051 | GJ32



MOSAIC ARROW FLOW CEMENT CLOUD (PIECE) 22.4x29.5x0.85 cm DC6011 | GJ33



MOSAIC FLOW STONE CLOUD
 (4.7x4.7 CM) (PIECE) 29.5x29.5x0.85 cm DC4055 | GJ32



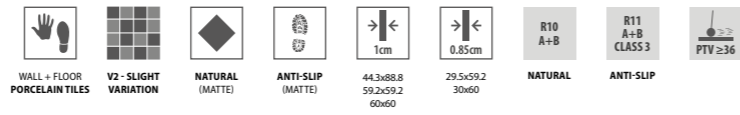
MOSAIC ARROW FLOW STONE CLOUD (PIECE) 22.4x29.5x0.85 cm DC6015 | GJ33



MOSAIC STICKS FLOW CEMENT CLOUD (PIECE) 29.5x29.5x0.85 cm DC3701 | GJ36



MOSAIC STICKS FLOW STONE CLOUD (PIECE) 29.5x29.5x0.85 cm DC3705 | GJ36



CEMENT SAND
44.3x88.8 cm ret.



P9172R | GD11



STONE SAND
44.3x88.8 cm ret.



P9176R | GD11



CEMENT SAND
59.2x59.2 cm ret.
60x60 cm



P6172R | GD08 P6182R | GD09
P6172 | GC07 P6182 | GC09



STONE SAND
59.2x59.2 cm ret.
60x60 cm




P6176R | GD08 P6186R | GD09
P6176 | GC07 P6186 | GC09



CEMENT SAND
29.5x59.2 cm ret.
30x60 cm



P3122R | GD06
P3122 | GC06



STONE SAND
29.5x59.2 cm ret.
30x60 cm



P3126R | GD06
P3126 | GC06



MOSAIC FLOW CEMENT SAND
(4.7x4.7 CM) (PIECE)
29.5x29.5x0.85 cm DC4052 | GJ32



MOSAIC ARROW FLOW CEMENT SAND
(PIECE)
22.4x29.5x0.85 cm DC6012 | GJ33



MOSAIC FLOW STONE SAND
(4.7x4.7 CM) (PIECE)
29.5x29.5x0.85 cm DC4056 | GJ32



MOSAIC ARROW FLOW STONE SAND
(PIECE)
22.4x29.5x0.85 cm DC6016 | GJ33



MOSAIC STICKS FLOW CEMENT SAND
(PIECE)
29.5x29.5x0.85 cm DC3702 | GJ36



MOSAIC STICKS FLOW STONE SAND
(PIECE)
29.5x29.5x0.85 cm DC3706 | GJ36



Wall:
Mosaic Arrow Flow Stone Sand 22.4x29.5 cm Natural DC6016
Flow Stone Sand 44.3x88.8 cm ret. Natural P9176R

Floor:
Flow Cement Sand 44.3x88.8 cm ret. Natural P9172R



Wall:
Flow Cement Ash 44.3x88.8 cm ret. Natural P9173R
Floor:
Flow Stone Ash 44.3x88.8 cm ret. Natural P9177R

- WALL + FLOOR PORCELAIN TILES
- V2 - SLIGHT VARIATION
- NATURAL (MATTE)
- ANTI-SLIP (MATTE)
- 1cm
- 0.85cm
- R10 A+B
- R11 A+B CLASS 3
- PTV ≥36



CEMENT ASH
44.3x88.8 cm ret.

P9173R | GD11



STONE ASH
44.3x88.8 cm ret.

P9177R | GD11




CEMENT ASH
59.2x59.2 cm ret.
60x60 cm

P6173R | GD08 P6183R | GD09
P6173 | GC07 P6183 | GC09



STONE ASH
59.2x59.2 cm ret.
60x60 cm

P6177R | GD08 P6187R | GD09
P6177 | GC07 P6187 | GC09



CEMENT ASH
29.5x59.2 cm ret.
30x60 cm

P3123R | GD06
P3123 | GC06



STONE ASH
29.5x59.2 cm ret.
30x60 cm


P3127R | GD06
P3127 | GC06



MOSAIC FLOW CEMENT ASH (4.7X4.7 CM) (PIECE)
29.5x29.5x0.85 cm DC4053 | GJ32



MOSAIC ARROW FLOW CEMENT ASH (PIECE)
22.4x29.5x0.85 cm DC6013 | GJ33



MOSAIC FLOW STONE ASH (4.7X4.7 CM) (PIECE)
29.5x29.5x0.85 cm DC4057 | GJ32




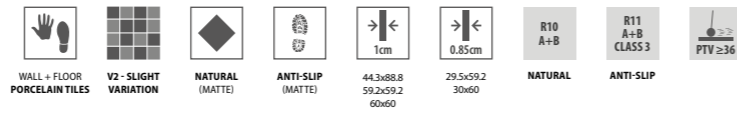
MOSAIC ARROW FLOW STONE ASH (PIECE)
22.4x29.5x0.85 cm DC6017 | GJ33



MOSAIC STICKS FLOW CEMENT ASH (PIECE)
29.5x29.5x0.85 cm DC3703 | GJ36



MOSAIC STICKS FLOW STONE ASH (PIECE)
29.5x29.5x0.85 cm DC3707 | GJ36




CEMENT COAL
44.3x88.8 cm ret.

◆
P9174R | GD11



STONE COAL
44.3x88.8 cm ret.

◆
P9178R | GD11




CEMENT COAL
59.2x59.2 cm ret.
60x60 cm

◆
P6174R | GD08 P6184R | GD09
P6174 | GC07 P6184 | GC09



STONE COAL
59.2x59.2 cm ret.
60x60 cm

◆
P6178R | GD08 P6188R | GD09
P6178 | GC07 P6188 | GC09




CEMENT COAL
29.5x59.2 cm ret.
30x60 cm

◆
P3124R | GD06
P3124 | GC06



STONE COAL
29.5x59.2 cm ret.
30x60 cm

◆
P3128R | GD06
P3128 | GC06



MOSAIC FLOW CEMENT COAL
(4.7X4.7 CM) (PIECE)
29.5x29.5x0.85 cm DC4054 | GJ32



MOSAIC ARROW FLOW CEMENT COAL (PIECE)
22.4x29.5x0.85 cm DC6014 | GJ33



MOSAIC FLOW STONE COAL
(4.7X4.7 CM) (PIECE)
29.5x29.5x0.85 cm DC4058 | GJ32



MOSAIC ARROW FLOW STONE COAL (PIECE)
22.4x29.5x0.85 cm DC6018 | GJ33



MOSAIC STICKS FLOW CEMENT COAL (PIECE)
29.5x29.5x0.85 cm DC3704 | GJ36



MOSAIC STICKS FLOW STONE COAL (PIECE)
29.5x29.5x0.85 cm DC3708 | GJ36



Flow Cement Sand 44.3x88.8 cm ret. Natural P9172R
Flow Stone Coal 44.3x88.8 cm ret. Natural P9178R
Flow Cement Coal 44.3x88.8 cm ret. Natural P9174R

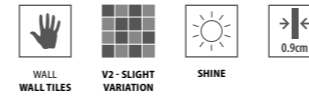
SPECIAL PIECES

Stairstep Degrau . Nez-de-Marche Stufe . Peldaño	Step Extra Fluted* Degrau Espessurado. Nez de Marche Forte Épaisseur Winkelstufe . Peldaño con Espesor	Skirting Rodapé . Plinthe Sockel . Rodapié
44.3x88.8x1 cm ret. GJ46	29.5x88.8x1 cm ret. GJ59	8x44.3x1 cm ret. GJ09
59.2x59.2x1 cm ret. GJ42	29.5x59.2x1 cm ret. GJ58	8x59.2x1 cm ret. GJ14
29.5x59.2x1 cm ret. GJ33	29.5x59.2x0.85 cm ret. GJ58	8x59.2x0.85 cm ret. GJ14
29.5x59.2x0.85 cm ret. GJ30		8x60x1 cm GJ10
60x60x1 cm GJ36		8x60x0.85 cm GJ10
30x60x1 cm GJ28		
30x60x0.85 cm GJ24		

PACKAGING

Size (cm) Dimensão . Format Maße . Formato	Pieces Peças . Pièces Stück . Piezas	SQM M²	Weight Peso . Poids Gewicht . Peso	Box Caixa . Boîte Karton . Caja	SQM M²	Weight Peso . Poids Gewicht . Peso
44.3x88.8x1 ret.	2	0.787	17.72	43	33.841	782
59.2x59.2x1 ret.	3	1.050	23.20	36	37.800	855
29.5x59.2x0.85 ret.	7	1.220	22.60	40	48.800	924
60x60x1	3	1.080	23.78	36	38.880	876
30x60x0.85	7	1.260	23.40	40	50.400	956

* Minimum of 10 pieces . Quantidade mínima de 10 peças . Quantité minimum de 10 pièces . Mindestmenge: 10 Stücke . Cantidad mínima de 10 piezas



Wall:
Flow Majólíca Cloud 8.6x26.2 cm Glossy C0817
Flow Cement Cloud 29.5x59.2 cm ret. Natural P3121R

Floor:
Flow Cement Cloud 59.2x59.2 cm ret. Natural P6171R
Flow Stone Cloud 59.2x59.2 cm ret. Natural P6175R



MAJÓLICA CLOUD
 8.6x26.2 cm C0817 | GG03



MAJÓLICA SAND
 8.6x26.2 cm C0818 | GG03



MAJÓLICA ASH
 8.6x26.2 cm C0819 | GG03



MAJÓLICA COAL
 8.6x26.2 cm C0820 | GG03

PACKAGING

Size (cm)	Pieces	SQM	Weight	Box	SQM	Weight
Dimensão . Format	Peças . Pièces	M²	Peso . Poids	Caixa . Boite	M²	Peso . Poids
Maße . Formato	Stück . Piezas		Gewicht . Peso	Karton . Caja		Gewicht . Peso
8.6x26.2x0.9	25	0.563	8.74	72	40.536	645




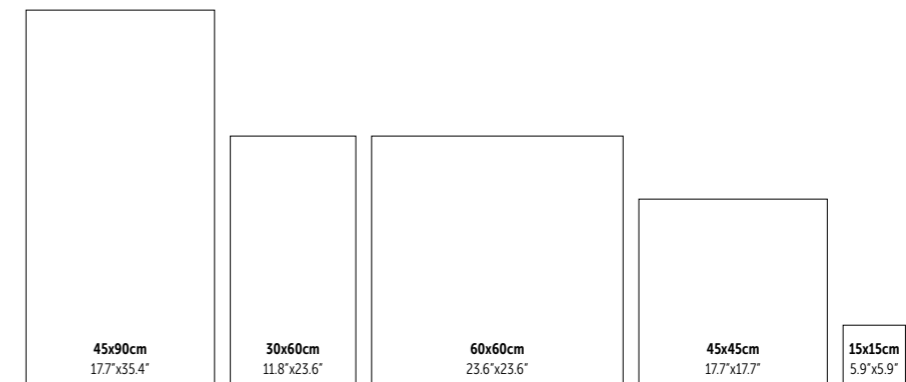
Flow Majólíca Ash 8.6x26.2 cm Glossy C0819
Flow Stone Ash 29.5x59.2 cm ret. Natural P3127R

BACKSTAGE


The allure of aged microcement in elegant and sophisticated atmospheres.

O fascínio do microcimento envelhecido em ambientes elegantes e sofisticados.
 L'attrait du microciment vieilli dans des ambiances élégantes et sophistiquées.
 Der Reiz von gealtertem Mikrozeement in eleganter und raffinierter Atmosphäre.
 El encanto del microcemento envejecido en ambientes elegantes y sofisticados.

 **Porcelain Tiles**
Wall & Floor



5 Colours



BIM



SEE IT IN YOUR ROOM!

Wall:
 Mosaic Hexa Slim Backstage Blue 28.1x34.1 cm Natural DC1025
 Backstage Grey 29.5x59.2 cm ret. Natural P3102R

Floor:
 Backstage Dark Grey 59.2x59.2 cm ret. Natural P6122R

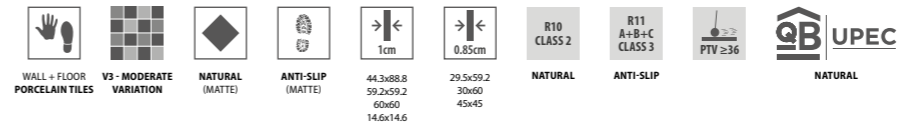

BACKSTAGE



Backstage Blue 59.2x59.2 cm ret. Natural P6124R



Backstage White 29.5x59.2 cm ret. Natural P3101R



Mosaic Backstage Grey 29.5x29.5 cm Natural DC4032




WHITE
44.3x88.8 cm ret. P9140R | GD14



WHITE
29.5x59.2 cm ret. 30x60 cm
P3101R | GD08
P3101 | GC08



WHITE
59.2x59.2 cm ret. 60x60 cm
P6120R | GD09 P6125R | GD10
P6120 | GC10 P6125 | GC11



WHITE
14.6x14.6 cm ret. P6120RC5 | GD21



WHITE
45x45 cm PE031 | GC04



MOSAIC BACKSTAGE WHITE
(4.7X4.7 CM) (PIECE)
29.5x29.5x0.85 cm DC4031 | GJ33



MOSAIC HEXA SLIM BACKSTAGE
WHITE (PIECE)
28.1x34.1x0.85 cm DC1021 | GJ39



GREY
44.3x88.8 cm ret. P9141R | GD14



GREY
29.5x59.2 cm ret. 30x60 cm
P3102R | GD08
P3102 | GC08



GREY
59.2x59.2 cm ret. 60x60 cm
P6121R | GD09 P6126R | GD10
P6121 | GC10 P6126 | GC11



GREY
14.6x14.6 cm ret. P6121RC5 | GD21



GREY
45x45 cm PE032 | GC04



MOSAIC BACKSTAGE GREY
(4.7X4.7 CM) (PIECE)
29.5x29.5x0.85 cm DC4032 | GJ33



MOSAIC HEXA SLIM BACKSTAGE
GREY (PIECE)
28.1x34.1x0.85 cm DC1022 | GJ39



DARK GREY
44.3x88.8 cm ret. P9142R | GD14



DARK GREY
29.5x59.2 cm ret. 30x60 cm
P3103R | GD08
P3103 | GC08



DARK GREY
59.2x59.2 cm ret. 60x60 cm
P6122R | GD09 P6127R | GD10
P6122 | GC10 P6127 | GC11



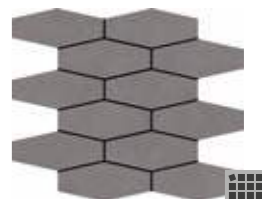
DARK GREY
14.6x14.6 cm ret. P6122RC5 | GD21



DARK GREY
45x45 cm PE033 | GC04



MOSAIC BACKSTAGE DARK GREY
(4.7X4.7 CM) (PIECE)
29.5x29.5x0.85 cm DC4033 | GJ33



MOSAIC HEXA SLIM BACKSTAGE
DARK GREY (PIECE)
28.1x34.1x0.85 cm DC1023 | GJ39



Wall:
Backstage Green 29.5x59.2 cm Natural P3104R
Backstage Dark Grey 29.5x59.2 cm Natural P3103R


Floor:
Backstage Dark Grey 59.2x59.2 cm Natural P6122R



BACKSTAGE



GREEN
 44.3x88.8 cm ret. P9143R | GD14



BLUE
 44.3x88.8 cm ret. P9144R | GD14



GREEN
 29.5x59.2 cm ret. 30x60 cm P3104R | GD08
 P3104 | GC08



BLUE
 29.5x59.2 cm ret. 30x60 cm P3105R | GD08
 P3105 | GC08



GREEN
 59.2x59.2 cm ret. 60x60 cm P6123R | GD09
 P6123 | GC11




GREEN
 14.6x14.6 cm ret. P6123RC5 | GD21



BLUE
 59.2x59.2 cm ret. 60x60 cm P6124R | GD09
 P6124 | GC11




BLUE
 14.6x14.6 cm ret. P6124RC5 | GD21



MOSAIC BACKSTAGE GREEN
 (4.7X4.7 CM) (PIECE) DC4034 | GJ33
 29.5x29.5x0.85 cm



MOSAIC HEXA SLIM BACKSTAGE GREEN
 (PIECE) DC1024 | GJ39
 28.1x34.1x0.85 cm



MOSAIC BACKSTAGE BLUE
 (4.7X4.7 CM) (PIECE) DC4035 | GJ33
 29.5x29.5x0.85 cm



MOSAIC HEXA SLIM BACKSTAGE BLUE
 (PIECE) DC1025 | GJ39
 28.1x34.1x0.85 cm

SPECIAL PIECES

Stairstep Degrau . Nez-de-Marche Stufe . Peldaño	Step Extra Fluted* Degrau Espessurado. Nez de Marche Forte Epaisseur Winkelstufe . Peldaño con Espesor	Skirting Rodapé . Plinthe Sockel . Rodapié
44.3x88.8x1 cm ret. GJ46	29.5x88.8x1 cm ret. GJ59	8x44.3x1 cm ret. GJ09
59.2x59.2x1 cm ret. GJ42	29.5x59.2x1 cm ret. GJ58	8x59.2x1 cm ret. GJ14
29.5x59.2x1 cm ret. GJ33	29.5x59.2x0.85 cm ret. GJ58	8x60x1 cm GJ10
29.5x59.2x0.85 cm ret. GJ30		8x45x0.85 cm GJ07
60x60x1 cm GJ36		
45x45x0.85 cm GJ28		
30x60x1 cm GJ28		
30x60x0.85 cm GJ24		

PACKAGING

Sizes (cm) Dimensão . Format Maße . Formato	Pieces Peças . Pièces Stück . Piezas	SQM M²	Weight Peso . Poids Gewicht . Peso	Box Caixa . Bolte Karton . Caja	SQM M²	Weight Peso . Poids Gewicht . Peso
44.3x88.8x1 ret.	2	0.787	17.72	43	33.841	782
59.2x59.2x1 ret.	3	1.050	23.20	36	37.800	855
29.5x59.2x0.85 ret.	7	1.220	22.60	40	48.800	924
14.6x14.6x1 ret.	38	0.810	16.84	52	42.120	925
60x60x1	3	1.080	23.78	36	38.880	876
45x45x0.85	5	1.010	19.20	36	36.360	711
30x60x0.85	7	1.260	23.40	40	50.400	956

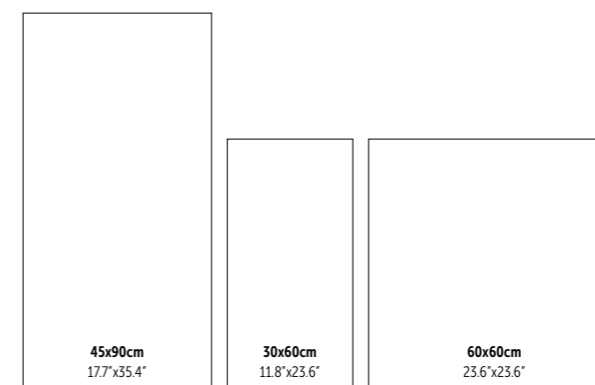
* Minimum of 10 pieces . Quantidade mínima de 10 peças . Quantité minimum de 10 pièces . Mindestmenge: 10 Stücke . Cantidad mínima de 10 piezas

KOMPACT


Microcement in a raw state for the creation of refined spaces.

Microcimento em estado bruto para a criação de ambientes refinados.
Microciment brut pour créer des environnements raffinés.
Mikrozement im Rohzustand zur Schaffung raffinierter Umgebungen.
Microcemento en estado crudo para crear ambientes refinados.

 **Porcelain Tiles**
Wall & Floor



6 Colours



SEE IT IN YOUR ROOM!

Wall:
Kompact Grey 44.3x88.8 cm ret. Natural CT07R

Floor:
Kompact Dark Grey 44.3x88.8 cm ret. Natural CT08R



Wall:
Infinity Plain Kompact Taupe 29.5x59.2 cm DC918
Floor:
Kompact White 59.2x59.2 cm ret. Natural PT84R

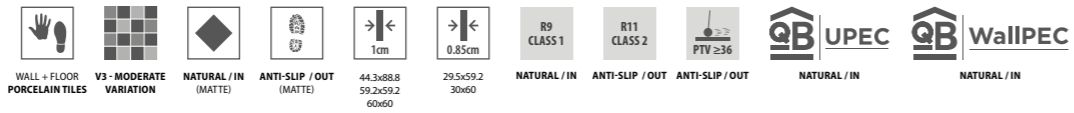


Mosaic Plain Kompact White 29.5x29.5 cm DC910



Kompact Grey 59.2x59.2 cm ret. Natural PT87R

KOMPACT



WHITE
44.3x88.8 cm ret.
CT04R | GD11 CT24R | GD12



BEIGE
44.3x88.8 cm ret.
CT05R | GD11 CT25R | GD12



WHITE
59.2x59.2 cm ret.
60x60 cm
PT84R | GD09 PT94R | GD10
PT84 | GC08 PT94 | GC10




BEIGE
59.2x59.2 cm ret.
60x60 cm
PT85R | GD09 PT95R | GD10
PT85 | GC08 PT95 | GC10




WHITE
29.5x59.2 cm ret.
30x60 cm
CP62R | GD07 CP92R | GD08
CP62 | GC07 CP92 | GC08



BEIGE
29.5x59.2 cm ret.
30x60 cm
CP63R | GD07 CP93R | GD08
CP63 | GC07 CP93 | GC08



INFINITY PLAIN KOMPACT WHITE (PIECE)
29.5x59.2x0.85 cm
DC916 | GJ44



INFINITY PLAIN KOMPACT BEIGE (PIECE)
29.5x59.2x0.85 cm
DC917 | GJ44



MOSAIC PLAIN KOMPACT
WHITE (4.7X4.7 cm) (PIECE)
29.5x29.5x0.85 cm DC910 | GJ33



MOSAIC PLAIN KOMPACT
BEIGE (4.7X4.7 cm) (PIECE)
29.5x29.5x0.85 cm DC911 | GJ33



Kompact Beige 44.3x88.8 cm ret. Natural CT05R



- WALL + FLOOR
PORCELAIN TILES
- V3 - MODERATE
VARIATION
- NATURAL / IN
(MATTE)
- ANTI-SLIP / OUT
(MATTE)
- 44.3x88.8
59.2x59.2
60x60
- 29.5x59.2
30x60
- R9
CLASS 1
- R11
CLASS 2
- PTV ≥ 36
- UPEC
- WalliPEC

KOMPACT



TAUPE
44.3x88.8 cm ret. CT06R | GD11 CT26R | GD12



GREY
44.3x88.8 cm ret. CT07R | GD11 CT27R | GD12




TAUPE
59.2x59.2 cm ret. PT86R | GD09 PT96R | GD10
60x60 cm PT86 | GC08 PT96 | GC10



GREY
59.2x59.2 cm ret. PT87R | GD09 PT97R | GD10
60x60 cm PT87 | GC08 PT97 | GC10



TAUPE
29.5x59.2 cm ret. CP64R | GD07 CP94R | GD08
30x60 cm CP64 | GC07 CP94 | GC08



GREY
29.5x59.2 cm ret. CP65R | GD07 CP95R | GD08
30x60 cm CP65 | GC07 CP95 | GC08




INFINITY PLAIN KOMPACT TAUPE (PIECE) DC918 | GJ44
29.5x59.2x0.85 cm



INFINITY PLAIN KOMPACT GREY (PIECE) DC919 | GJ44
29.5x59.2x0.85 cm



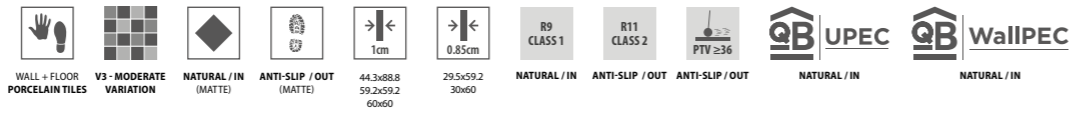
MOSAIC PLAIN KOMPACT TAUPE (4.7X4.7 cm) (PIECE) DC912 | GJ33
29.5x29.5x0.85 cm



MOSAIC PLAIN KOMPACT GREY (4.7X4.7 cm) (PIECE) DC913 | GJ33
29.5x29.5x0.85 cm

Kompact Taupe 59.2x59.2 cm ret. Anti-Slip PT96R

KOMPACT



DARK GREY
44.3x88.8 cm ret.
CT08R | GD11 CT28R | GD12



BLACK
44.3x88.8 cm ret.
CT09R | GD11 CT29R | GD12




DARK GREY
59.2x59.2 cm ret.
60x60 cm
PT88R | GD09 PT98R | GD10
PT88 | GC08 PT98 | GC10




BLACK
59.2x59.2 cm ret.
60x60 cm
PT89R | GD09 PT99R | GD10
PT89 | GC08 PT99 | GC10



DARK GREY
29.5x59.2 cm ret.
30x60 cm
CP66R | GD07 CP96R | GD08
CP66 | GC07 CP96 | GC08




BLACK
29.5x59.2 cm ret.
30x60 cm
CP67R | GD07 CP97R | GD08
CP67 | GC07 CP97 | GC08



INFINITY PLAIN KOMPACT DARK GREY
(PIECE)
29.5x59.2x0.85 cm
DC920 | GJ44



INFINITY PLAIN KOMPACT BLACK (PIECE)
29.5x59.2x0.85 cm
DC921 | GJ44



MOSAIC PLAIN KOMPACT DARK GREY (4.7X4.7 cm) (PIECE)
29.5x29.5x0.85 cm DC914 | GJ33



MOSAIC PLAIN KOMPACT BLACK (4.7X4.7 cm) (PIECE)
29.5x29.5x0.85 cm DC915 | GJ33



Wall:
Kompact Dark Grey 29.5x59.2 cm ret. Natural CP66R

Floor:
Kompact Black 59.2x59.2 cm ret. Natural PT89R

SPECIAL PIECES

Stairstep Degrau . Nez-de-Marche Stufe . Peldaño	Step Extra Fluted* Degrau Espesurado. Nez de Marche Forte Épaisseur Winkelstufe . Peldaño con Espesor	Skirting Rodapé . Plinthe Socket . Rodapié
44.3x88.8x1 cm ret. GJ46	29.5x88.8x1 cm ret. GJ59	8x44.3x1 cm ret. GJ09
59.2x59.2x1 cm ret. GJ42	29.5x59.2x1 cm ret. GJ58	8x59.2x1 cm ret. GJ14
29.5x59.2x1 cm ret. GJ33	29.5x59.2x0.85 cm ret. GJ58	8x60x1 cm GJ10
29.5x59.2x0.85 cm ret. GJ30		
60x60x1 cm GJ36		
30x60x1 cm GJ28		
30x60x0.85 cm GJ24		

PACKAGING

Sizes (cm) Dimensão . Format Maße . Formato	Pieces Peças . Pièces Stück . Piezas	SQM M ²	Weight Peso . Poids Gewicht . Peso	Box Caixa . Boite Karton . Caja	SQM M ²	Weight Peso . Poids Gewicht . Peso
44.3x88.8x1 ret.	2	0.787	17.72	43	33.841	782
59.2x59.2x1 ret.	3	1.050	23.20	36	37.800	855
29.5x59.2x0.85 ret.	7	1.220	22.60	40	48.800	924
60x60x1	3	1.080	23.78	36	38.880	876
30x60x0.85	7	1.260	23.40	40	50.400	956


* Minimum of 10 pieces . Quantidade mínima de 10 peças . Quantité minimum de 10 pièces . Mindestmenge: 10 Stücke . Cantidad mínima de 10 piezas




BOULEVARD

Industrially inspired cement for stylish areas.

Cimento de inspiração industrial para espaços cheios de estilo.
 Ciment d'inspiration industrielle pour des espaces au style affirmé.
 Industriell inspirierter Zement für stilvolle Räume.
 Cemento de inspiración industrial para espacios llenos de estilo.

 **Porcelain Tiles**
 Wall & Floor



4 Colours



SEE IT IN YOUR ROOM!

Wall:
 Boulevard Grey 29.5x59.2 cm ret. Natural P3082R

Floor:
 Boulevard Grey 59.2x59.2 cm ret. Natural P6097R



Boulevard Grey 59.2x59.2 cm ret. Natural P6097R



Wall:
Boulevard Dark 29.5x59.2 cm ret. Natural P3083R

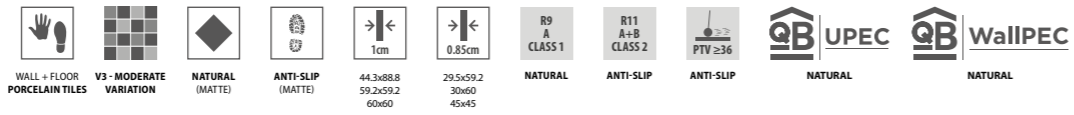
Floor:
Boulevard Dark 59.2x59.2 cm ret. Natural P6098R
Boulevard Dark 29.5x59.2 cm ret. Anti-Slip P3087R



Boulevard Greige 44.3x88.8 cm ret. Natural P9106R

CEMENT

BOULEVARD



LIGHT
44.3x88.8 cm ret.

◆
P9105R | GD11



GREIGE
44.3x88.8 cm ret.

◆
P9106R | GD11



LIGHT
29.5x59.2 cm ret.
30x60 cm

◆ □
P3080R | GD07 P3084R | GD08
P3080 | GC07 P3084 | GC08



GREIGE
29.5x59.2 cm ret.
30x60 cm

◆ □
P3081R | GD07 P3085R | GD08
P3081 | GC07 P3085 | GC08



LIGHT
59.2x59.2 cm ret.
60X60 cm

◆ □
P6095R | GD07 P6131R | GD08
P6095 | GC08 P6131 | GC09



GREIGE
59.2x59.2 cm ret.
60X60 cm

◆ □
P6096R | GD07 P6132R | GD08
P6096 | GC08 P6132 | GC09



LIGHT
45X45 cm

◆
PE020 | GC02



GREIGE
45X45 cm

◆
PE021 | GC02



MOSAIC BOULEVARD LIGHT
(4.7X4.7 CM) (PIECE)
29.5x29.5x0.85 cm DC370 | GJ30

◆



MOSAIC BOULEVARD GREIGE
(4.7X4.7 CM) (PIECE)
29.5x29.5x0.85 cm DC371 | GJ30

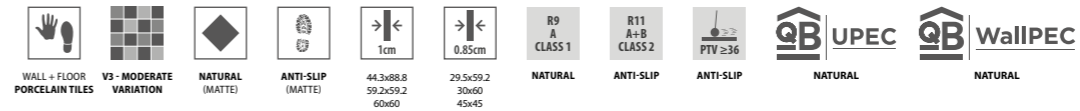
◆



Boulevard Light 59.2x59.2 cm ret. Natural P6095R



Boulevard Grey 59.2x59.2 cm ret. Natural P6097R



BOULEVARD



GREY
44.3x88.8 cm ret.

◆
P9107R | GD11



DARK
44.3x88.8 cm ret.

◆
P9108R | GD11



GREY
29.5x59.2 cm ret.
30x60 cm

◆ □
P3082R | GD07 P3086R | GD08
P3082 | GC07 P3086 | GC08



DARK
29.5x59.2 cm ret.
30x60 cm

◆ □
P3083R | GD07 P3087R | GD08
P3083 | GC07 P3087 | GC08



GREY
59.2x59.2 cm ret.
60x60 cm

◆ □
P6097R | GD07 P6133R | GD08
P6097 | GC08 P6133 | GC09




DARK
59.2x59.2 cm ret.
60x60 cm

◆ □
P6098R | GD07 P6134R | GD08
P6098 | GC08 P6134 | GC09



GREY
45x45 cm

◆
PE022 | GC02



DARK
45x45 cm

◆
PE023 | GC02



MOSAIC BOULEVARD GREY
(4.7X4.7 CM) (PIECE)

◆
29.5x29.5x0.85 cm DC372 | GJ30



MOSAIC BOULEVARD DARK
(4.7X4.7 CM) (PIECE)

◆
29.5x29.5x0.85 cm DC373 | GJ30

SPECIAL PIECES

Stairstep Degrau . Nez-de-Marche Stufe . Peldaño	Step Extra Fluted* Degrau Espessurado. Nez de Marche Forte Epaisseur Winkelstufe . Peldaño con Espesor	Skirting Rodapé . Plinthe Sockel . Rodapié
44.3x88.8x1 cm ret. GJ46	29.5x88.8x1 cm ret. GJ59	8x44.3x1 cm ret. GJ09
59.2x59.2x1 cm ret. GJ42	29.5x59.2x1 cm ret. GJ58	8x59.2x1 cm ret. GJ14
29.5x59.2x1 cm ret. GJ33	29.5x59.2x0.85 cm ret. GJ58	8x60x1 cm GJ10
29.5x59.2x0.85 cm ret. GJ30		8x45x0.85 cm GJ07
60x60x1 cm GJ36		
45x45x0.85 cm GJ28		
30x60x1 cm GJ28		
30x60x0.85 cm GJ24		

* Minimum of 10 pieces . Quantidade mínima de 10 peças . Quantité minimum de 10 pièces . Mindestmenge: 10 Stücke . Cantidad mínima de 10 piezas

PACKAGING

Sizes (cm) Dimensão . Format Maße . Formato	Pieces Peças . Pièces Stück . Piezas	SQM M²	Weight Peso . Poids Gewicht . Peso	Box Caixa . Bolte Karton . Caja	SQM M²	Weight Peso . Poids Gewicht . Peso
44.3x88.8x1 ret.	2	0.787	17.72	43	33.841	782
59.2x59.2x1 ret.	3	1.050	23.20	36	37.800	855
29.5x59.2x0.85 ret.	7	1.220	22.60	40	48.800	924
60x60x1	3	1.080	23.78	36	38.880	876
45x45x0.85	5	1.010	19.20	36	36.360	711
30x60x0.85	7	1.260	23.40	40	50.400	956



SEE IT IN YOUR ROOM!

Concrete Fuse 59.2x59.2 cm ret. Natural PT68R

CONCRETE

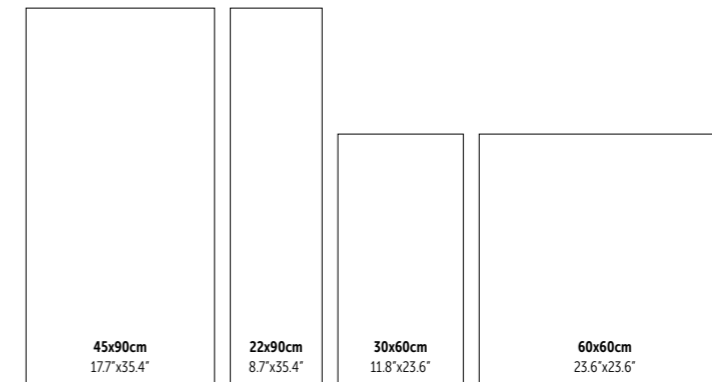
The sublime authenticity of cement in spaces full of character.

A sublime autenticidade do cimento em espaços cheios de carácter.
 La sublime authenticité du ciment pour des espaces de caractère.
 Das Erhabene Authentizität von Zement in Räumen voller Charakter.
 La sublime autenticidad de cemento en espacios llenos de carácter.



Porcelain Tiles

Wall & Floor



4 Colours





Wall:
Concrete Blend 22.05x88.8 cm ret. Semi-Polished CT56PC2
Floor:
Concrete Blend 59.2x59.2 cm ret. Semi-Polished PT66P



Concrete Join 59.2x59.2 cm ret. Semi-Polished Shine PT69SPB



Left Wall:
Concrete Join 22.05x88.8 cm ret. Semi-Polished CT59PC2

Right Wall:
Concrete Mass 22.05x88.8 cm ret. Semi-Polished CT57PC2

Floor:
Decor Shadow Concrete 59.2x59.2 cm ret. Semi-Polished PT65P



Concrete Blend 59.2x59.2 cm ret. Natural PT66R




CONCRETE



BLEND
44.3x88.8 cm ret. CT56R | GD19 CT56P | GD20




MASS
44.3x88.8 cm ret. CT57R | GD19 CT57P | GD20



BLEND
22.05x88.8 cm ret. CT56RC2 | GD19 CT56PC2 | GD20



MASS
22.05x88.8 cm ret. CT57RC2 | GD19 CT57PC2 | GD20



BLEND
29.5x59.2 cm ret. PT66RC | GD13 PT66PC | GD17




MASS
29.5x59.2 cm ret. PT67RC | GD13 PT67PC | GD17




BLEND
59.2x59.2 cm ret. PT66R | GD16 PT66P | GD19 PT66SPB | GD22



MASS
59.2x59.2 cm ret. PT67R | GD16 PT67P | GD19 PT67SPB | GD22




MOSAIC CONCRETE BLEND
(4.7X4.7 CM) (PIECE) DC110 | GJ35



MOSAIC MERGE CONCRETE
(2.5X2.5 CM) (PIECE) DC107^(A) | GJ46



DECOR SHADOW m²
59.2x59.2 cm ret. PT65R | GD17 PT65P | GD20



MOSAIC CONCRETE MASS
(4.7X4.7 CM) (PIECE) DC111 | GJ35

^(A) Random Drawing - Desenho Aleatório - Dessin Aléatoire - Wechseldes Design - Diseño Aleatorio



FUSE
44.3x88.8 cm ret. CT58R | GD19 CT58P | GD20




FUSE
22.05x88.8 cm ret. CT58RC2 | GD19 CT58PC2 | GD20



FUSE
29.5x59.2 cm ret. PT68RC | GD13 PT68PC | GD17



FUSE
59.2x59.2 cm ret. PT68R | GD16 PT68P | GD19 PT68SPB | GD22



MOSAIC CONCRETE FUSE
(4.7X4.7 CM) (PIECE)
29.5x29.5x1 cm DC112 | GJ35



JOIN
44.3x88.8 cm ret. CT59R | GD19 CT59P | GD20




JOIN
22.05x88.8 cm ret. CT59RC2 | GD19 CT59PC2 | GD20



JOIN
29.5x59.2 cm ret. PT69RC | GD13 PT69PC | GD17



JOIN
59.2x59.2 cm ret. PT69R | GD16 PT69P | GD19 PT69SPB | GD22



MOSAIC CONCRETE JOIN
(4.7X4.7 CM) (PIECE)
29.5x29.5x1 cm DC113 | GJ35



Wall:
Concrete Blend 59.2x59.2 cm ret. Semi-Polished PT66P

Floor:
Concrete Join 59.2x59.2 cm ret. Semi-Polished PT69P

SPECIAL PIECES

Stairstep Degrau, Nez-de-Marche Stufe, Peldaño	Step Extra Fluted* Degrau Espessurado, Nez de Marche Forte Epaisseur Winkelstufe, Peldaño con Espesor	Skirting Rodapé, Plinthe Sockel, Rodapié
44.3x88.8x1 cm ret. GJ46	29.5x88.8x1 cm ret. GJ59	8x44.3x1 cm ret. GJ09
59.2x59.2x1 cm ret. GJ42	29.5x59.2x1 cm ret. GJ58	8x59.2x1 cm ret. GJ14
29.5x59.2x1 cm ret. GJ33		

PACKAGING

Sizes (cm) Dimensão, Format Maße, Formato	Pieces Peças, Pièces Stück, Piezas	SQM M ²	Weight Peso, Poids Gewicht, Peso	Box Caixa, Bolte Karton, Caja	SQM M ²	Weight Peso, Poids Gewicht, Peso
44.3x88.8x1 ret.	2	0.787	17.72	43	33.841	782
22.05x88.8x1 ret.	5	0.980	21.67	44	43.120	973
59.2x59.2x1 ret.	3	1.050	23.20	36	37.800	855
29.5x59.2x1 ret.	6	1.050	22.79	32	33.600	754

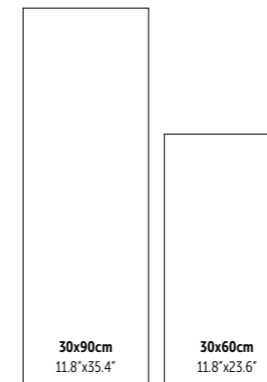
* Minimum of 10 pieces. Quantidade mínima de 10 peças. Quantité minimum de 10 pièces. Mindestmenge: 10 Stücke. Cantidad mínima de 10 piezas

PLASTER

The expression of an urban and minimalistic style.

A expressão de um estilo urbano e minimalista.
L'expression d'un style urbain et minimaliste.
Der Ausdruck eines urbanen und minimalistischen Stils.
La expresión de un estilo urbano y minimalista.

 **Wall Tiles**
Wall



2 Colours



Plaster White 30x90 cm ret. R3143R

PLASTER



Mosaic Glitter Plaster White 29.5x29.5 cm DC731



Wall:
Plaster Grey 29.5x59.2 cm ret. R841R
Floor:
Concrete Fuse 59.2x59.2 cm ret. Natural PT68R



Wall:
Decor Blended Plaster Grey 30x90 cm ret. R3148R
Plaster White 30x90 cm ret. R3143R

Floor:
Concrete Join 59.2x59.2 cm ret. Natural PT69R




PLASTER



WHITE
30x90 cm ret. R3143R | GB10




GREY
30x90 cm ret. R3145R | GB10



DECOR BLENDED WHITE m²
30x90 cm ret. R3146R^(A) | GB11



DECOR BLENDED GREY m²
30x90 cm ret. R3148R^(A) | GB11



WHITE
29.5x59.2 cm ret. R840R | GB03
30x60 cm R840 | GA12



GREY
29.5x59.2 cm ret. R841R | GB03
30x60 cm R841 | GA12




DECOR GLITTER WHITE (PIECE)
29.5x59.2 cm ret. D900R | GJ37
30x60 cm D900 | GJ36



DECOR GLITTER GREY (PIECE)
29.5x59.2 cm ret. D901R | GJ37
30x60 cm D901 | GJ36




MOSAIC BLENDED PLASTER
WHITE (4.7X4.7 cm) (PIECE)
29.5x29.5x1.17 cm DC743^(A) | GJ26



MOSAIC GLITTER PLASTER
WHITE (2.5X2.5 cm) (PIECE)
29.5x29.5x0.85 cm DC731^(A) | GJ28



MOSAIC BLENDED PLASTER
GREY (4.7X4.7 cm) (PIECE)
29.5x29.5x1.17 cm DC745^(A) | GJ26



MOSAIC GLITTER PLASTER
GREY (2.5X2.5 cm) (PIECE)
29.5x29.5x0.85 cm DC733^(A) | GJ28

^(A) Random Drawing - Desenho Aleatório - Dessin Aléatoire - Wechselndes Design - Diseño Aleatorio - 12 DIFFERENT PIECES

SPECIAL PIECES



Profile

Perfil . Profil
Profil . Perfil

2x30x1.17 cm ret. | GJ35

2x59.2x0.85 cm ret. | GJ44

2x29.5x0.85 cm ret. | GJ35

PACKAGING



Sizes (cm)

Dimensão . Format
Maße . Formato

30x90x1.17 ret.

29.5x59.2x0.85 ret.

30x60x0.85



Pieces

Peças . Pièces
Stück . Piezas

4

8

8



SQM

Peso . Poids
Gewicht . Peso

1.080

1.400

1.460



Weight

Caixa . Boite
Karton . Caja

21.32

19.81

20.63



Box

40

32

32



SQM

Peso . Poids
Gewicht . Peso

43.200

44.800

46.720



Weight

872

654


680

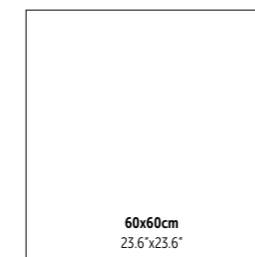


STUDIO

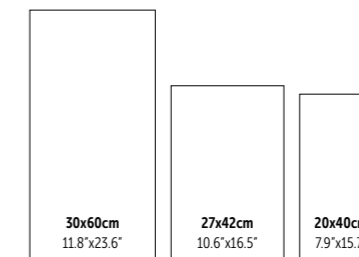
Modern and welcoming spaces.


Espaços modernos e acolhedores.
 Espaces modernes et accueillants.
 Moderne und gemütliche Räume.
 Espacios modernos y acogedores.

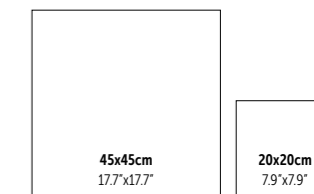
 **Porcelain Tiles**
 Wall & Floor



 **Wall Tiles**
 Wall



 **Glazed Floor Tiles**
 Wall & Floor



4 Colours



SEE IT IN YOUR ROOM!


Wall:
Studio Beige 30x60 cm R3772
Decor Geo Studio 30x60 cm R3775

Floor:
Studio Beige 45x45 cm C461



Wall:
Studio Anthracite 30x60 cm R3774
Decor Geo Studio 30x60 cm R3775

Floor:
Studio Grey 45x45 cm C462



Wall:
 Studio Grey 30x60 cm R3773
 Decor Geo Studio 30x60 cm R3775
 Floor:
 Studio Anthracite 60x60 cm P6154



WHITE
 60x60 cm P6151 | GC05



BEIGE
 60x60 cm P6152 | GC05

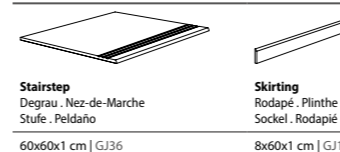


GREY
 60x60 cm P6153 | GC05



ANTHRACITE
 60x60 cm P6154 | GC05

SPECIAL PIECES



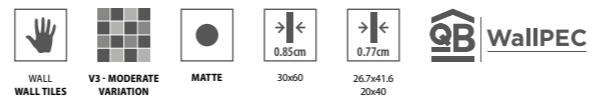
Stairstep
 Degrau . Nez-de-Marche
 Stufe . Peldaño
 60x60x1 cm | GJ36

Skirting
 Rodapé . Plinthe
 Sockel . Rodapié
 8x60x1 cm | GJ10

PACKAGING

Sizes (cm) Dimensão . Format Maße . Formato	Pieces Peças . Pièces Stück . Piezas	SQM M ²	Weight Peso . Poids Gewicht . Peso	Box Caixa . Boite Karton . Caja	SQM M ²	Weight Peso . Poids Gewicht . Peso
60x60x1	3	1.080	23.78	36	38.880	876


STUDIO




WHITE
30x60 cm
R3771 | GA12



WHITE
26.7x41.6 cm
R2745 | GA06



WHITE
20x40 cm
R2425 | GA06




PRÉ-CORTE WHITE ^{m²}
20x40 cm
R2431 | GA10




BEIGE
30x60 cm
R3772 | GA12



BEIGE
26.7x41.6 cm
R2746 | GA06



BEIGE
20x40 cm
R2426 | GA06




PRÉ-CORTE BEIGE ^{m²}
20x40 cm
R2432 | GA10



GREY
30x60 cm
R3773 | GA12



GREY
26.7x41.6 cm
R2747 | GA06



GREY
20x40 cm
R2427 | GA06



PRÉ-CORTE GREY ^{m²}
20x40 cm
R2433 | GA10



ANTHRACITE
30x60 cm
R3774 | GA12



ANTHRACITE
26.7x41.6 cm
R2748 | GA06



ANTHRACITE
20x40 cm
R2428 | GA06



PRÉ-CORTE ANTHRACITE ^{m²}
20x40 cm
R2434 | GA10



DECOR GEO ^{m²}
30x60 cm
R3775^(A) | GA13



DECOR GEO ^{m²}
26.7x41.6 cm
R2749^(A) | GA07



DECOR GEO ^{m²}
20x40 cm
R2429^(A) | GA07

PACKAGING

Sizes (cm) Dimensão . Format Maße . Formato	Pieces Peças . Pièces Stück . Piezas	SQM M²	Weight Peso . Poids Gewicht . Peso	Box Caixa . Boite Karton . Caja	SQM M²	Weight Peso . Poids Gewicht . Peso
30x60x0.85	8	1.460	20.63	32	46.720	680
26.7x41.6x0.77	9	1.000	13.13	78	78.000	1044
20x40x0.77	15	1.200	15.70	64	76.800	1018

Wall:
Decor Geo Studio 26.7x41.6 cm R2749

Floor:
Studio White 45x45 cm C460



Wall:
Studio Anthracite 30x60 cm R3774
Decor Geo Studio 30x60 cm R3775
Floor:
Studio Grey 45x45 cm C462



WHITE 45x45 cm C460 | GI08
BEIGE 45x45 cm C461 | GI08
GREY 45x45 cm C462 | GI08
ANTHRACITE 45x45 cm C463 | GI08
WHITE 20x20 cm PH60 | GI09
BEIGE 20x20 cm PH61 | GI09
GREY 20x20 cm PH62 | GI09
ANTHRACITE 20x20 cm PH63 | GI09



Studio Grey 20x20 cm PH62

SPECIAL PIECES

Stairstep Degrau . Nez-de-Marche Stufe . Peldaño	Skirting Rodapé . Plinthe Sockel . Rodapié
45x45x0.85 cm GJ21	8x45x0.85 cm GJ03 8x20x0.85 cm GJ01

PACKAGING

Sizes (cm) Dimensão . Format Maße . Formato	Pieces Peças . Piezas Stück . Piezas	SQM M ²	Weight Peso . Poids Gewicht . Peso	Box Caixa . Bolte Karton . Caja	SQM M ²	Weight Peso . Poids Gewicht . Peso
45x45x0.85	5	1.010	18.23	36	36.360	671
20x20x0.85	20	0.800	14.44	72	57.600	1060



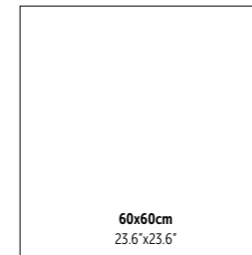
VALLE

Evoking modernism from a burnt cement look.

Evocação da modernidade do efeito cimento queimado.
Évocation de la modernité de l'effet ciment brûlé.
Modernität voller Effekt von gebranntem Zement.
Evocación de la modernidad del efecto cemento quemado.



Porcelain Tiles
Wall & Floor



3 Colours



SEE IT IN YOUR ROOM!

Valle Grey 59.2x59.2 cm ret. Natural P6037R



Valle Grey 59.2x59.2 cm ret. Natural P6037R



Wall:
Alpe Grey 29.5x59.2 cm ret. R851R
Mosaic Alpe Grey 29.5x29.5 cm DC721

Floor:
Valle Anthracite 59.2x59.2 cm ret. Natural P6038R



WHITE
59.2x59.2 cm ret.
60x60 cm

◆ P6039R | GD11
◆ P6039P | GD16
◆ P6039 | GC13



GREY
59.2x59.2 cm ret.
60x60 cm

◆ P6037R | GD11
◆ P6037P | GD16
◆ P6037 | GC13



ANTHRACITE
59.2x59.2 cm ret.
60x60 cm

◆ P6038R | GD11
◆ P6038P | GD16
◆ P6038 | GC13



DECOR HIDRAVALLE GREY m²
59.2x59.2 cm ret.
60x60 cm

◆ P6049R^(A) | GD11
◆ P6049^(A) | GC13

^(A) Random Drawing . Desenho Aleatório . Dessin Aléatoire . Wechselndes Design . Diseño Aleatorio - 10 DIFFERENT PIECES

SPECIAL PIECES

Stairstep Degrau . Nez-de-Marche Stufe . Peldaño	Step Extra Fluted* Degrau Espessurado . Nez de Marche Forte Epaisseur Winkelstufe . Peldaño con Espesor	Skirting Rodapé . Plinthe Sockel . Rodapié
59.2x59.2x1 cm ret. GJ42	29.5x59.2x1 cm ret. GJ58	8x59.2x1 cm ret. GJ14
60x60x1 cm GJ36		8x60x1 cm GJ10

PACKAGING

Sizes (cm) Dimensão . Format Maße . Formato	Pieces Peças . Pièces Stück . Piezas	SQM M²	Weight Peso . Poids Gewicht . Peso	Box Caixa . Bolte Karton . Caja	SQM M²	Weight Peso . Poids Gewicht . Peso
59.2x59.2x1 ret.	3	1.050	23.20	36	37.800	855
60x60x1	3	1.080	23.78	36	38.880	876

* Minimum of 10 pieces . Quantidade mínima de 10 peças . Quantité minimum de 10 pièces . Mindestmenge: 10 Stücke . Cantidad mínima de 10 piezas



ALPE

Modern spaces with personality.

Ambientes modernos repletos de personalidad.
 Environnements modernes avec du caractère.
 Moderne Umgebung voller Persönlichkeit.
 Ambientes modernos llenos de personalidad.



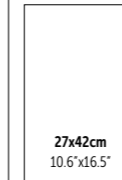
Wall Tiles
Wall



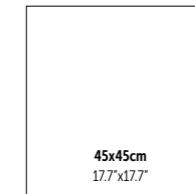
Glazed Floor Tiles
Wall & Floor



30x60cm
11.8"x23.6"



27x42cm
10.6"x16.5"



45x45cm
17.7"x17.7"

3 Colours



SEE IT IN YOUR ROOM!

Right Wall:
 Alpe White 26.7x41.6 cm 3156
 Alpe Anthracite 26.7x41.6 cm 3158

Left Wall:
 Decor Hidra Alpe Grey 26.7x41.6 cm 3159

Floor:
 Valle White 60x60 cm Natural P6039



Mosaic Alpe Grey 29.5x29.5 cm DC721



Alpe Anthracite 30x60 cm R852



Left Wall:
Alpe Grey 30x60 cm R851

Front Wall:
Alpe Anthracite 30x60 cm R852
Mosaic Mix Alpe 29.5x29.5 cm DC723

Floor:
Alpe Grey 45x45 cm C451



WHITE
29.5x59.2 cm ret.
30x60 cm
R850R | GB04
R850 | GA12




GREY
29.5x59.2 cm ret.
30x60 cm
R851R | GB04
R851 | GA12



ANTHRACITE
29.5x59.2 cm ret.
30x60 cm
R852R | GB04
R852 | GA12




PÓS-CORTE WHITE m²
30x60 cm
R862 | GA24



PÓS-CORTE GREY m²
30x60 cm
R863 | GA24



PÓS-CORTE ANTHRACITE m²
30x60 cm
R864 | GA24




WHITE
26.7x41.6 cm
3156 | GA06




GREY
26.7x41.6 cm
3157 | GA06




ANTHRACITE
26.7x41.6 cm
3158 | GA06




MOSAIC ALPE WHITE
(2.5X2.5 cm) (PIECE)
29.5x29.5x0.77 cm DC720 | GJ26



MOSAIC ALPE GREY
(2.5X2.5 cm) (PIECE)
29.5x29.5x0.77 cm DC721 | GJ26



MOSAIC ALPE ANTHRACITE
(2.5X2.5 cm) (PIECE)
29.5x29.5x0.77 cm DC722 | GJ26




MOSAIC MIX ALPE
(2.5X2.5 cm) (PIECE)
29.5x29.5x0.77 cm DC723^(A) | GJ26



DECOR HIDRA ALPE GREY m²
29.5x59.2 cm ret.
30x60 cm
R858R^(A) | GB05
R858^(A) | GA13



DECOR HIDRA ALPE GREY m²
26.7x41.6 cm
3159^(A) | GA07



MOSAIC HIDRA ALPE GREY
(2.5X2.5 cm) (PIECE)
29.5x29.5x0.77 cm DC724^(A) | GJ28



FAIXA HIDRA ALPE GREY (PIECE)
7.2x59.2x0.85 cm
7.2x60x0.85 cm
F874R^(A) | GJ10
F874^(A) | GJ09



FAIXA HIDRA ALPE GREY (PIECE)
6.3x41.6x0.77 cm
F2742^(A) | GJ06



Decor Hidra Alpe Grey 26.7x41.6 cm 3159

^(A) Random Drawing - Desenho Aleatório - Dessin Aléatoire - Wechselndes Design - Diseño Aleatorio - 12 DIFFERENT PIECES

SPECIAL PIECES



Profile	Perfil . Profil	Profil . Perfil
2x59.2x0.85 cm ret. GJ44		
2x29.5x0.85 cm ret. GJ35		

PACKAGING

Sizes (cm)	Pieces	SQM	Weight	Box	SQM	Weight
Dimensão . Format	Peças . Pièces	M ²	Peso . Poids	Caixa . Bolte	M ²	Peso . Poids
Maße . Formato	Stück . Piezas		Gewicht . Peso	Karton . Caja		Gewicht . Peso
29.5x59.2x0.85 ret.	8	1.400	19.81	32	44.800	654
30x60x0.85	8	1.460	20.63	32	46.720	680
26.7x41.6x0.77	9	1.000	13.13	78	78.000	1044



WALL + FLOOR GLAZED FLOOR TILES
 V3 - MODERATE VARIATION
 MATTE
 0.85cm
 R9 A CLASS 1
 UPEC

ALPE



WHITE
45x45 cm

C450 | GI08



GREY
45x45 cm

C451 | GI08



ANTHRACITE
45x45 cm

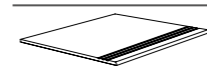
C452 | GI08



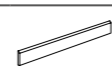
Alpe Grey 45x45 cm C451

Alpe Anthracite 45x45 cm C452

SPECIAL PIECES



Stairstep
Degrau . Nez-de-Marche
Stufe . Peldaño
45x45x0.85 cm | GJ21



Skirting
Rodapé . Plinthe
Sockel . Rodapié
8x45x0.85 cm | GJ03

PACKAGING



Sizes (cm)
Dimensão . Format
Maße . Formato
45x45x0.85



Pieces
Peças . Pièces
Stück . Piezas
5



SQM
M²
1.010



Weight
Peso . Poids
Gewicht . Peso
18.23



Box
Caixa . Boite
Karton . Caja
36



SQM
M²
36.360




Weight
Peso . Poids
Gewicht . Peso
671

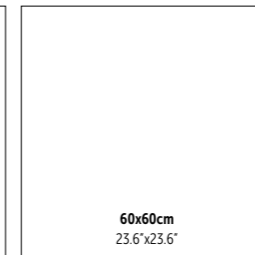



AVENUE

The softness of cement with a worn touch recreating an authentic space.

A suavidade do cimento com um toque desgastado recria espaços autênticos.
La douceur du ciment patiné recrée des espaces authentiques.
Die Oberflächenglätte des Zements mit einem abgenutzten Touch schafft authentische Räume.
La suavidad del cemento con un toque desgastado recrea espacios auténticos.

 **Porcelain Tiles**
Wall & Floor



4 Colours




SEE IT IN YOUR ROOM!

Avenue Grey 59.2x59.2 cm ret. P6066R



Wall:
Avenue Sand 29.5x59.2 cm ret. P3045R

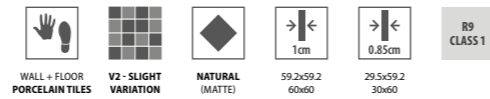
Floor:
Avenue Sand 59.2x59.2 cm ret. P6065R



Avenue Grey 29.5x59.2 cm ret. P3046R



Avenue Anthracite 59.2x59.2 cm ret. P6068R



SAND
59.2X59.2 cm ret.
60X60 cm

◆
P6065R | GD09
P6065 | GC10



TAUPE
59.2X59.2 cm ret.
60X60 cm

◆
P6067R | GD09
P6067 | GC10



SAND
29.5X59.2 cm ret.
30X60 cm

◆
P3045R | GD08
P3045 | GC07



TAUPE
29.5X59.2 cm ret.
30X60 cm

◆
P3047R | GD08
P3047 | GC07



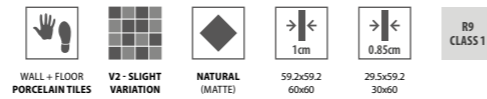
MOSAIC AVENUE SAND
(4.7X4.7 CM) (PIECE)
29.5x29.5x0.85 cm DC951 | GJ33



MOSAIC AVENUE TAUPE
(4.7X4.7 CM) (PIECE)
29.5x29.5x0.85 cm DC953 | GJ33



Avenue Taupe 59.2x59.2 cm ret. P6067R



GREY
59.2X59.2 cm ret.
60X60 cm
P6066R | GD09
P6066 | GC10




ANTHRACITE
59.2X59.2 cm ret.
60X60 cm
P6068R | GD09
P6068 | GC10




GREY
29.5X59.2 cm ret.
30X60 cm
P3046R | GD08
P3046 | GC07




ANTHRACITE
29.5X59.2 cm ret.
30X60 cm
P3048R | GD08
P3048 | GC07



MOSAIC AVENUE GREY
(4.7X4.7 CM) (PIECE)
29.5x29.5x0.85 cm DC952 | GJ33



MOSAIC AVENUE ANTHRACITE
(4.7X4.7 CM) (PIECE)
29.5x29.5x0.85 cm DC954 | GJ33



MOSAIC MIX AVENUE
(2.5X2.5 CM) (PIECE)
29.5x29.5x0.85 cm DC183^(A) | GJ35

^(A) Random Drawing . Desenho Aleatório . Dessin Aléatoire . Wechselndes Design . Diseño Aleatorio

SPECIAL PIECES

Stairstep Degrau . Nez-de-Marche Stufe . Peldaño	Step Extra Fluted* Degrau Espessurado. Nez de Marche Forte Epaisseur Winkelstufe . Peldaño con Espesor	Skirting Rodapé . Plinthe Socle . Rodapié
59.2x59.2x1 cm ret. GJ42	29.5x59.2x1 cm ret. GJ58	8x59.2x1 cm ret. GJ14
29.5x59.2x1 cm ret. GJ33	29.5x59.2x0.85 cm ret. GJ58	8x60x1 cm GJ10
29.5x59.2x0.85 cm ret. GJ30		
60x60x1 cm GJ36		
30x60x1 cm GJ28		
30x60x0.85 cm GJ24		

PACKAGING

Sizes (cm) Dimensão . Format Maße . Formato	Pieces Peças . Pièces Stück . Piezas	SQM M ²	Weight Peso . Poids Gewicht . Peso	Box Caixa . Bolte Karton . Caja	SQM M ²	Weight Peso . Poids Gewicht . Peso
59.2x59.2x1 ret.	3	1.050	23.20	36	37.800	855
29.5x59.2x0.85 ret.	7	1.220	22.60	40	48.800	924
60x60x1	3	1.080	23.78	36	38.880	876
30x60x0.85	7	1.260	23.40	40	50.400	956

* Minimum of 10 pieces . Quantidade mínima de 10 peças . Quantité minimum de 10 pièces . Mindestmenge: 10 Stücke . Cantidad mínima de 10 piezas



Wall:
Avenue Grey 29.5x59.2 cm ret. P3046R


Floor:
Avenue Grey 59.2x59.2 cm ret. P6066R



KREA

**An extremely soft and subtle cement.
Maximum sophistication and elegance.**

Cimento extremamente suave e subtil. Máxima sofisticação e elegância.
Ciment extrêmement lisse et subtil. Sophistication et élégance maximales.
Extrem glatter und subtiler Zement. Maximale Raffinesse und Eleganz.
Cemento extremadamente suave y sutil. Máxima sofisticación y elegancia.



WHITE
45x45 cm C415 | G108



BEIGE
45x45 cm C416 | G108



CAMEL
45x45 cm C417 | G108



GREY
45x45 cm C418 | G108



GRAPHITE
45x45 cm C419 | G108




BLACK
45x45 cm C420 | G108

SPECIAL PIECES

Stairstep Degrau . Nez-de-Marche Stufe . Peldaño	Skirting Rodapé . Plinthe Sockel . Rodapié
45x45x0.85 cm GJ21	8x45x0.85 cm GJ03

PACKAGING

Sizes (cm) Dimensão . Format Maße . Formato	Pieces Peças . Pièces Stück . Piezas	SQM M ²	Weight Peso . Poids Gewicht . Peso	Box Caixa . Boite Karton . Caja	SQM M ²	Weight Peso . Poids Gewicht . Peso
45x45x0.85	5	1.010	18.23	36	36.360	671



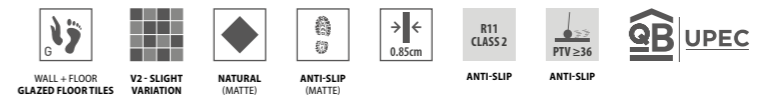
Wall:
Mosaic Diamond Liv'in Mix 3 18x21 cm DC7003
Floor:
Krea Grey 45x45 cm C418



FOCUS

A timeless solution with an urban style.

Uma proposta intemporal num estilo urbano.
 Une proposition intemporelle dans un style urbain.
 Ein zeitloser Vorschlag im urbanen Stil.
 Una propuesta atemporal en un estilo urbano.



BEIGE
45x45 cm



C400 | G106 C404 | G108



TAUPE
45x45 cm



C401 | G106 C405 | G108



GREY
45x45 cm



C402 | G106 C406 | G108



ANTHRACITE
45x45 cm



C403 | G106 C407 | G108

SPECIAL PIECES

Stairstep Degrau . Nez-de-Marche Stufe . Peldaño	Skirting Rodapé . Plinthe Sockel . Rodapié
45x45x0.85 cm GJ21	8x45x0.85 cm GJ03

PACKAGING

Sizes (cm) Dimensão . Format Maße . Formato	Pieces Peças . Pièces Stück . Piezas	SQM M ²	Weight Peso . Poids Gewicht . Peso	Box Caixa . Boite Karton . Caja	SQM M ²	Weight Peso . Poids Gewicht . Peso
45x45x0.85	5	1.010	18.23	36	36.360	671



SEE IT IN YOUR ROOM!

Focus Grey 45x45 cm Natural C402
Focus Anthracite 45x45 cm Anti-Slip C407



WOOD

LOOK

OSLO	104
NOBLE	112
BOSCO	118
LUMBER	128
DECK	134
PRO-DECK (NEW)	138





OSLO

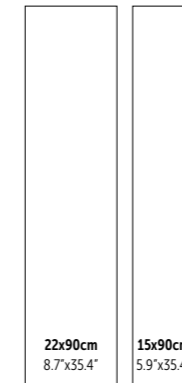
Welcoming space with a scandinavian touch.

Espaços acolhedores com um toque escandinavo.
 Des espaces confortables avec une touche scandinave.
 Gemütliche Räume mit skandinavischem Touch.
 Espacios acogedores con un toque escandinavo.

 **Wall Tiles**
Wall



 **Porcelain Tiles**
Wall & Floor




The surface structure reproduces all the veins and nuances of wood.
 O relevo superficial replica todos os veios e nuances da madeira.
 Le relief de surface reproduit toutes les veines et nuances du bois.
 Das oberflächliche Relief reproduziert alle Adern und Nuancen des Holzes.
 El relieve superficial reproduce todos los ejes y matices de la madera.

3 Colours



Oslo Vanilla 22.05x88.8 cm ret. Natural P9128C2
 Oslo Vanilla 14.5x88.8 cm ret. Natural P9128C3



Wall:
Reed Oslo Ash 30x90 cm ret. R3269R

Floor:
Oslo Ash 22.05x88.8 cm ret. Natural P9124C2
Oslo Ash 14.5x88.8 cm ret. Natural P9124C3



Oslo Almond 22.05x88.8 cm ret. Natural P9123C2
Oslo Almond 14.5x88.8 cm ret. Natural P9123C3



Mosaic Rubic Oslo Vanilla 27.1x29.5 cm Natural DC1015

- WALL + FLOOR
PORCELAIN TILES
- V2 - SLIGHT
VARIATION
- NATURAL
(MATTE)
- ANTI-SLIP
(MATTE)
- 1cm
- R9
A
CLASS 1
- R11
A+B
CLASS 2
- PTV ≥ 36



VANILLA
22.05x88.8 cm ret. P9128C2 | GD08 P9125C2 | GD09



ALMOND
22.05x88.8 cm ret. P9123C2 | GD08 P9126C2 | GD09



VANILLA
14.5x88.8 cm ret. P9128C3 | GD08 P9125C3 | GD09



ALMOND
14.5x88.8 cm ret. P9123C3 | GD08 P9126C3 | GD09



MOSAIC RUBIC OSLO
VANILLA (PIECE) 27.1x29.5x1 cm DC1015 | GJ37



MOSAIC RUBIC OSLO
ALMOND (PIECE) 27.1x29.5x1 cm DC1016 | GJ37



ASH
22.05x88.8 cm ret. P9124C2 | GD08 P9127C2 | GD09



ASH
14.5x88.8 cm ret. P9124C3 | GD08 P9127C3 | GD09



MOSAIC RUBIC OSLO
ASH (PIECE) 27.1x29.5x1 cm DC1017 | GJ37

SPECIAL PIECES



Step Extra Fluted*
Degrau Espessurado . Nez de Marche Forte Épaisseur
Winkelstufe . Peldaño con Espesor

29.5x88.8x1 cm ret. | GJ59



Skirting
Rodapé . Plinthe
Sockel . Rodapié

8x44.3x1 cm ret. | GJ09

PACKAGING



Sizes (cm)
Dimensão . Format
Maße . Formato

22.05x88.8x1 ret.
14.5x88.8x1 ret.



Pieces
Peças . Pièces
Stück . Piezas

5
7



SQM
M²

0.980
0.900



Weight
Peso . Poids
Gewicht . Peso

21.67
20.07



Box
Caixa . Bolte
Karton . Caja

44
45



SQM
M²

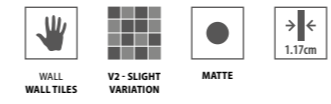
43.120
40.500



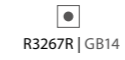
Weight
Peso . Poids
Gewicht . Peso

973
923

* Minimum of 10 pieces . Quantidade mínima de 10 peças . Quantité minimum de 10 pièces . Mindestmenge: 10 Stücke . Cantidad mínima de 10 piezas



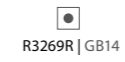
REED VANILLA m²
30x90 cm ret.



REED ALMOND m²
30x90 cm ret.



REED ASH m²
30x90 cm ret.



PACKAGING

Sizes (cm) Dimensão . Format Maße . Formato	Pieces Peças . Pièces Stück . Piezas	SQM M ²	Weight Peso . Poids Gewicht . Peso	Box Caixa . Boîte Karton . Caja	SQM M ²	Weight Peso . Poids Gewicht . Peso
30x90x1.17 ret.	4	1.080	21.32	40	43.200	872



Reed Oslo Vanilla 30x90 cm ret. R3267R



Wall:
Reed Oslo Almond 30x90 cm ret. R3268R


Floor:
Flow Cement Cloud 44.3x88.8 cm ret. Natural P9171R



NOBLE

The timeless and noble beauty of oak.

A beleza intemporal e nobre do carvalho.
 La beauté intemporelle et noble du chêne.
 Die zeitlose und edle Schönheit der Eiche.
 La belleza atemporal y noble del roble.

 **Porcelain Tiles**
 Wall & Floor



The surface structure reproduces all the veins and nuances of wood.
 O relevo superficial replica todos os veios e nuances da madeira.
 Le relief de surface reproduit toutes les veines et nuances du bois.
 Das oberflächliche Relief reproduziert alle Adern und Nuancen des Holzes.
 El relieve superficial reproduce todos los ejes y matices de la madera.

4 Colours



SEE IT IN YOUR ROOM!

Noble Camel 22.05x88.8 cm ret. Natural P9115C2
 Noble Camel 14.5x88.8 cm ret. Natural P9115C3



Noble Camel 22.05x88.8 cm ret. Natural P9115C2
 Noble Camel 14.5x88.8 cm ret. Natural P9115C3
 Mosaic Rubic Noble Camel 27.1x29.5 cm Natural DC1012



Noble Brume 22.05x88.8 cm ret. Natural P9116C2
 Noble Brume 14.5x88.8 cm ret. Natural P9116C3



Noble Raffia 22.05x88.8 cm ret. Natural P9114C2
 Noble Raffia 14.5x88.8 cm ret. Natural P9114C3



Noble Tortora 22.05x88.8 cm ret. Natural P9117C2
Noble Tortora 14.5x88.8 cm ret. Natural P9117C3



RAFFIA
22.05x88.8 cm ret. P9114C2 | GD10 P9118C2 | GD11



CAMEL
22.05x88.8 cm ret. P9115C2 | GD10 P9119C2 | GD11



RAFFIA
14.5x88.8 cm ret. P9114C3 | GD10 P9118C3 | GD11



CAMEL
14.5x88.8 cm ret. P9115C3 | GD10 P9119C3 | GD11



MOSAIC RUBIC NOBLE
RAFFIA (PIECE)
27.1x29.5x1 cm DC1011 | GJ37



MOSAIC RUBIC NOBLE
CAMEL (PIECE)
27.1x29.5x1 cm DC1012 | GJ37



TORTORA
22.05x88.8 cm ret. P9117C2 | GD10 P9121C2 | GD11



BRUME
22.05x88.8 cm ret. P9116C2 | GD10 P9120C2 | GD11



TORTORA
14.5x88.8 cm ret. P9117C3 | GD10 P9121C3 | GD11



BRUME
14.5x88.8 cm ret. P9116C3 | GD10 P9120C3 | GD11



MOSAIC RUBIC NOBLE
TORTORA (PIECE)
27.1x29.5x1 cm DC1014 | GJ37



MOSAIC RUBIC NOBLE
BRUME (PIECE)
27.1x29.5x1 cm DC1013 | GJ37

SPECIAL PIECES



Step Extra Fluted*
Degrau Espessurado . Nez de Marche Forte Épaisseur
Winkelstufe . Peldaño con Espesor

29.5x88.8x1 cm ret. | GJ59



Skirting
Rodapé . Plinthe
Sockel . Rodapié

8x44.3x1 cm ret. | GJ09

PACKAGING



Sizes (cm)
Dimensão . Format
Maße . Formato

22.05x88.8x1 ret.
14.5x88.8x1 ret.



Pieces
Peças . Pièces
Stück . Piezas

5
7



SQM
M²

0.980
0.900



Weight
Peso . Poids
Gewicht . Peso

21.67
20.07



Box
Caixa . Bolte
Karton . Caja

44
45



SQM
M²

43.120
40.500



Weight
Peso . Poids
Gewicht . Peso

973
923


* Minimum of 10 pieces . Quantidade mínima de 10 peças . Quantité minimum de 10 pièces . Mindestmenge: 10 Stücke . Cantidad mínima de 10 piezas




BOSCO

The naturalness and authenticity of wood essence.

A naturalidade e autenticidade da essência da madeira.
 Le naturel et l'authenticité de l'essence du bois.
 Die Natürlichkeit und Authentizität die Essenz des Holzes.
 La naturalidad y la autenticidad de la esencia de la madera.

 **Porcelain Tiles**
Wall & Floor

 **Wall Tiles**
Wall



4 Colours



SEE IT IN YOUR ROOM!

Bosco Castagno 22.05x88.8 cm ret. Natural P9082C2
 Bosco Castagno 14.5x88.8 cm ret. Natural P9082C3



Bosco Castagno 10x60 cm Natural P3026C1

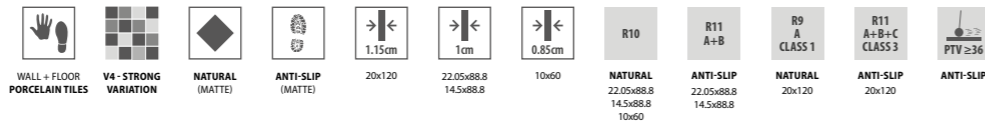


Prisma Bosco Castagno 30x90 cm ret. R3274R



Bosco Noce 22.05x88.8 cm ret. Natural P9081C2
Bosco Noce 14.5x88.8 cm ret. Natural P9081C3

WOOD



NOCE
20x120 cm ret. P1001R | GD15 P1005R | GD16



NOCE
22.05x88.8 cm ret. P9081C2 | GD12 P9085C2 | GD13



NOCE
14.5x88.8 cm ret. P9081C3 | GD12 P9085C3 | GD13



NOCE
10x60 cm P3027C1 | GC13



CASTAGNO
20x120 cm ret. P1002R | GD15 P1006R | GD16



CASTAGNO
22.05x88.8 cm ret. P9082C2 | GD12 P9086C2 | GD13



CASTAGNO
14.5x88.8 cm ret. P9082C3 | GD12 P9086C3 | GD13



CASTAGNO
10x60 cm P3026C1 | GC13



MOSAIC BOSCO NOCE
(9.7X9.7 cm) (PIECE)
29.5x29.5x1 cm DC364 | GJ33



MOSAIC BOSCO NOCE
(4.7X4.7 cm) (PIECE)
29.5x29.5x1 cm DC360 | GJ33



MOSAIC BOSCO CASTAGNO
(9.7X9.7 cm) (PIECE)
29.5x29.5x1 cm DC365 | GJ33



MOSAIC BOSCO CASTAGNO
(4.7X4.7 cm) (PIECE)
29.5x29.5x1 cm DC361 | GJ33



Bosco Noce 22.05x88.8 cm ret. Anti-Slip P9085C2
Bosco Noce 14.5x88.8 cm ret. Anti-Slip P9085C3



Bosco Nebbia 22.05x88.8 cm ret. Natural P9084C2
Bosco Nebbia 14.5x88.8 cm ret. Natural P9084C3



NEBBIA
20x120 cm ret. P1004R | GD15 P1008R | GD16



NEBBIA
22.05x88.8 cm ret. P9084C2 | GD12 P9088C2 | GD13



NEBBIA
14.5x88.8 cm ret. P9084C3 | GD12 P9088C3 | GD13



NEBBIA
10x60 cm P3025C1 | GC13



GRIGIO
20x120 cm ret. P1003R | GD15 P1007R | GD16



GRIGIO
22.05x88.8 cm ret. P9083C2 | GD12 P9087C2 | GD13



GRIGIO
14.5x88.8 cm ret. P9083C3 | GD12 P9087C3 | GD13




GRIGIO
10x60 cm P3028C1 | GC13




MOSAIC BOSCO NEBBIA
(9.7X9.7 cm) (PIECE) DC367 | GJ33



MOSAIC BOSCO NEBBIA
(4.7X4.7 cm) (PIECE) DC363 | GJ33

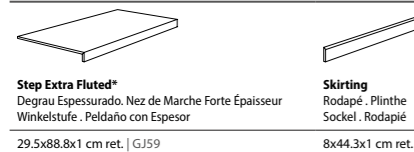


MOSAIC BOSCO GRIGIO
(9.7X9.7 cm) (PIECE) DC366 | GJ33



MOSAIC BOSCO GRIGIO
(4.7X4.7 cm) (PIECE) DC362 | GJ33

SPECIAL PIECES



Step Extra Fluted*
Degrau Espessurado. Nez de Marche Forte Épaisseur
Winkelstufe. Peldaño con Espesor

29.5x88.8x1 cm ret. | GJ59

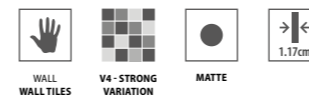
Skirting
Rodapé. Plinthe
Sockel. Rodapié

8x44.3x1 cm ret. | GJ09

PACKAGING

Sizes (cm) Dimensão . Format Maße . Format	Pieces Peças . Pièces Stück . Piezas	SQM M ²	Weight Peso . Poids Gewicht . Peso	Box Caixa . Bolte Karton . Caja	SQM M ²	Weight Peso . Poids Gewicht . Peso
20x120x1.15 ret.	6	1.440	32.00	44	63.360	1428
22.05x88.8x1 ret.	5	0.980	21.67	44	43.120	973
14.5x88.8x1 ret.	7	0.900	20.07	45	40.500	923
10x60x0.85	21	1.260	22.83	40	50.400	933

* Minimum of 10 pieces . Quantidade mínima de 10 peças . Quantité minimum de 10 pièces . Mindestmenge: 10 Stücke . Cantidad mínima de 10 piezas



PRISMA NOCE m^2 R3273R | GB14
30x90 cm ret.



PRISMA CASTAGNO m^2 R3274R | GB14
30x90 cm ret.



PRISMA NEBBIA m^2 R3276R | GB14
30x90 cm ret.



PRISMA GRIGIO m^2 R3275R | GB14
30x90 cm ret.

PACKAGING

Sizes (cm) Dimensão . Format Maße . Formato	Pieces Peças . Pièces Stück . Piezas	SQM M ²	Weight Peso . Poids Gewicht . Peso	Box Caixa . Bolte Karton . Caja	SQM M ²	Weight Peso . Poids Gewicht . Peso
30x90x1.17 ret.	4	1.080	21.32	40	43.200	872



Wall:
Prisma Bosco Grigio 30x90 cm ret. R3275R

Floor:
Bosco Grigio 22.05x88.8 cm ret. Natural P9083C2
Bosco Grigio 14.5x88.8 cm ret. Natural P9083C3


Prisma Bosco Castagno 30x90 cm ret. R3274R
Avenue Sand 29.5x59.2 cm ret. P3045R



LUMBER

Aged wood effect which recreates atmospheres full of character.

Efeito de madeira envelhecida que recria atmosferas cheias de carácter.
 Effet de bois vieilli qui recrée des ambiances pleines de caractère.
 Wirkung von gealtertem Holz, das eine charaktervolle Atmosphäre schafft.
 Efecto de madera envejecida que recrea atmósferas llenas de carácter.

 **Porcelain Tiles**
Wall & Floor

22x90cm 8.7"x35.4"	15x90cm 5.9"x35.4"
-----------------------	-----------------------

4 Colours



SEE IT IN YOUR ROOM!

Lumber Western 22.05x88.8 cm ret. Natural P9098C2
 Lumber Western 14.5x88.8 cm ret. Natural P9098C3



Lumber Savannah 22.05x88.8 cm ret. Natural P9097C2
Lumber Savannah 14.5x88.8 cm ret. Natural P9097C3




Lumber Alaska 22.05x88.8 cm ret. Natural P9095C2
Lumber Alaska 14.5x88.8 cm ret. Natural P9095C3



Lumber Arizona 22.05x88.8 cm ret. Natural P9096C2
Lumber Arizona 14.5x88.8 cm ret. Natural P9096C3



LUMBER



ALASKA
22.05x88.8 cm ret. P9095C2 | GD10



ARIZONA
22.05x88.8 cm ret. P9096C2 | GD10



ALASKA
14.5x88.8 cm ret. P9095C3 | GD10



ARIZONA
14.5x88.8 cm ret. P9096C3 | GD10



SAVANNAH
22.05x88.8 cm ret. P9097C2 | GD10



WESTERN
22.05x88.8 cm ret. P9098C2 | GD10



SAVANNAH
14.5x88.8 cm ret. P9097C3 | GD10



WESTERN
14.5x88.8 cm ret. P9098C3 | GD10

SPECIAL PIECES



Step Extra Fluted*
Degrau Espessurado . Nez de Marche Forte Épaisseur
Winkelstufe . Peldaño con Espesor

29.5x88.8x1 cm ret. | GJ59



Skirting
Rodapé . Plinthe
Sockel . Rodapié

8x44.3x1 cm ret. | GJ09

PACKAGING



Sizes (cm)
Dimensão . Format
Maße . Formato

22.05x88.8x1 ret.
14.5x88.8x1 ret.



Pieces
Peças . Pièces
Stück . Piezas

5
7



SQM
M²

0.980
0.900



Weight
Peso . Poids
Gewicht . Peso

21.67
20.07



Box
Caixa . Bolte
Karton . Caja

44
45



SQM
M²

43.120
40.500



Weight
Peso . Poids
Gewicht . Peso

973
923


Lumber Western 22.05x88.8 cm ret. Natural P9098C2
Lumber Western 14.5x88.8 cm ret. Natural P9098C3

* Minimum of 10 pieces . Quantidade mínima de 10 peças . Quantité minimum de 10 pièces . Mindestmenge: 10 Stücke . Cantidad mínima de 10 piezas

DECK

Extremely functional and resistant.

Extremamente funcional e resistente.
Extrêmement fonctionnel et résistant.
Äußerst funktional und beständig.
Extremadamente funcional y resistente.

 **Porcelain Tiles**
Wall & Floor


15x90cm
5.9"x35.4"

2 Colours



SEE IT IN YOUR ROOM!

Deck 14.5x88.8 cm ret. CT77C3



Deck Grey 14.5x88.8 cm ret. CT78C3

WALL + FLOOR PORCELAIN TILES
 V2 - SLIGHT VARIATION
 NATURAL (MATTE)
 1cm
 R11 A+B+C

DECK



DECK
14.5x88.8 cm ret.

CT77C3 | GD09



DECK GREY
14.5x88.8 cm ret.

CT78C3 | GD09

PACKAGING

Sizes (cm)	Pieces	SQM	Weight	Box	SQM	Weight
Dimensão . Format	Peças . Pièces	M²	Peso . Poids	Caixa . Boite	M²	Peso . Poids
Maße . Formato	Stück . Piezas		Gewicht . Peso	Karton . Caja		Gewicht . Peso
14.5x88.8x1 ret.	7	0.900	20.07	45	40.500	923



Deck 14.5x88.8 cm ret. CT77C3



Pro-Deck Dark Brown 14.5x88.8 cm ret. K9011C3

PRO-DECK

Resistance and versatility for distinctive exterior areas.

Resistência e versatilidade para espaços exteriores distintos.
Résistance et polyvalence pour une variété d'espaces extérieurs.
Beständigkeit und Vielseitigkeit für verschiedene Außenbereiche.
Resistencia y versatilidad para espacios exteriores distintos.



FULL
BODY

Extruded Porcelain Tiles

Wall & Floor



15x90cm
5.9"x35.4"



7x30cm
2.8"x11.8"

2 Colours





Pro-Deck Dark Brown 7.2x29.5 cm ret. K9011C7









DARK BROWN CI
14.5x88.8 cm ret. K9011C3 | GF09



DARK GREY CI
14.5x88.8 cm ret. K9010C3 | GF09










DARK BROWN CI
7.2x29.5 cm ret. K9011C7 | GF17



DARK GREY CI
7.2x29.5 cm ret. K9010C7 | GF17

PACKAGING

 Sizes (cm) Dimensão . Format Maße . Formato	 Pieces Peças . Pièces Stück . Piezas	 SQM M ²	 Weight Peso . Poids Gewicht . Peso	 Box Caixa . Boite Karton . Caja	 SQM M ²	 Weight Peso . Poids Gewicht . Peso
14.5x88.8x0.8 ret.	9	1.160	19.00	45	52.200	875
7.2x29.5x0.8	23	0.489	8.20	98	47.922	823



Pro-Deck Dark Grey 14.5x88.8 cm ret. K9010C3



MARBLE & STONE

LOOK


PALACE (NEW)	144
MUSE	152
NATURA KALACATA	164
NATURA TRAVERTINO	170
PURE TRAVERTINE (NEW)	174
STONE AGE	184
PIAZEN	198
ETERNAL STONE (NEW)	212
ROCK	218
MUSTANG SLATE	224
URBAN STONE	232
BALANCE	242
SERENA	252
OCEAN	258
GRANIT	260



PALACE


Luxury and refinement.

Luxo e requinte.
Luxe et raffinement.
Luxus und Raffinesse.
Lujo y refinamiento.

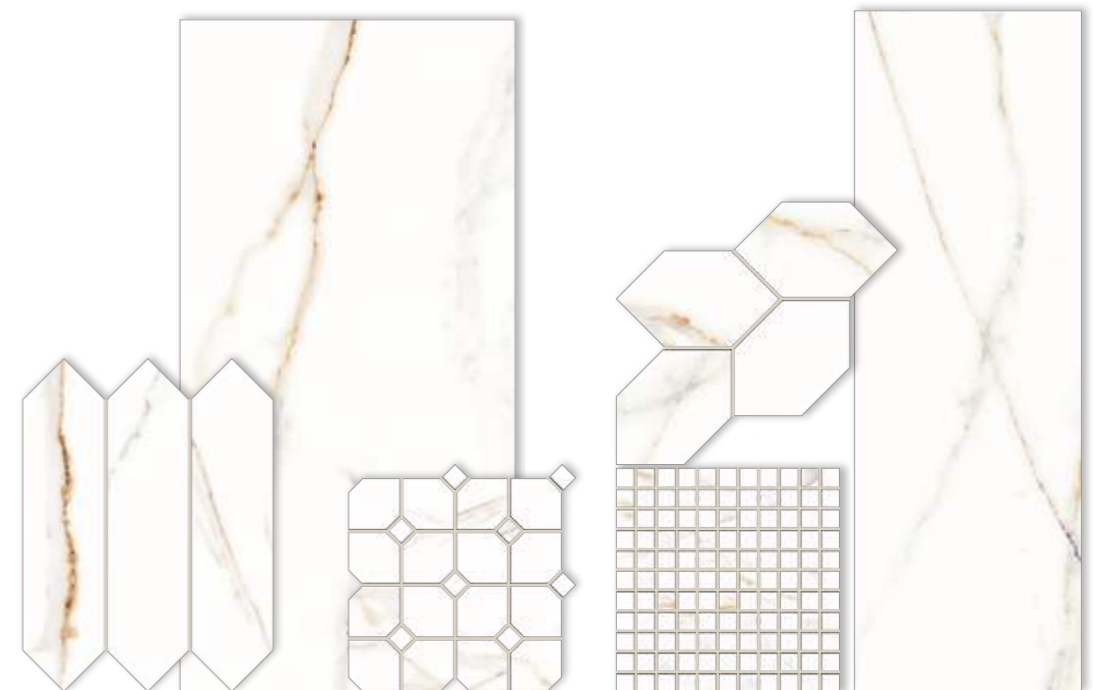
 **Porcelain Tiles**
Wall & Floor



 **Wall Tiles**
Wall



1 Colour



BIM



SEE IT IN YOUR ROOM!

Wall:
Palace White 30x90 cm ret. Glossy R3272R

Floor:
Palace White 44.3x88.8 cm ret. Polished P9162PG

PALACE




Palace White 44.3x88.8 cm ret. Polished P9162PG




Palace White 44.3x88.8 cm ret. Satin P9161R



WHITE
44.3x88.8 cm ret. P9161R | GD11 P9162PG | GD18



MOSAIC PALACE WHITE
(4.7X4.7 CM) (PIECE)
29.5x29.5x1 cm DC4048 | GJ32



MOSAIC OXFORD PALACE WHITE
(PIECE)
28x30x1 cm DC3401 | GJ43 DC3402 | GJ45



MOSAIC PICKET PALACE WHITE
(PIECE)
33x44x1 cm DC3901 | GJ46 DC3902 | GJ49



Wall:
Mosaic Picket Palace White 33x44 cm Polished DC3902

Floor:
Palace White 44.3x88.8 cm ret. Polished P9162PG

SPECIAL PIECES

Stairstep Degrau . Nez-de-Marche Stufe . Peldaño	Step Extra Fluted* Degrau Espessurado. Nez de Marche Forte Épaisseur Winkelstufe . Peldaño con Espesor	Skirting Rodapé . Plinthe Socket . Rodapié
44.3x88.8x1 cm ret. GJ46	29.5x88.8x1 cm ret. GJ59	8x44.3x1 cm ret. GJ09

PACKAGING

Sizes (cm) Dimensão . Format Maße . Formato	Pieces Peças . Pièces Stück . Piezas	SQM M ²	Weight Peso . Poids Gewicht . Peso	Box Caixa . Boite Karton . Caja	SQM M ²	Weight Peso . Poids Gewicht . Peso
44.3x88.8x1 ret.	2	0.787	17.72	43	33.841	782

* Minimum of 10 pieces . Quantidade mínima de 10 peças . Quantité minimum de 10 pièces . Mindestmenge: 10 Stücke . Cantidad mínima de 10 piezas




Wall:
Palace White 30x90 cm ret. Satin R3271R
Reed Oslo Vanilla 30x90 cm ret. R3267R

Floor:
Palace White 44.3x88.8 cm ret. Satin P9161R
Oslo Vanilla Natural



WHITE
 30x90 cm ret. R3271R | GB10 R3272R | GB10

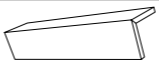


MOSAIC PALACE WHITE
 (2.5X2.5 CM) (PIECE)
 29.5x29.5x1.17 cm DC2049 | GJ30 DC2048 | GJ30



MOSAIC LEAF PALACE WHITE
 (PIECE)
 34.7x37.2x1.17 cm DC3801 | GJ40 DC3802 | GJ40

SPECIAL PIECES



Profile
 Perfil . Profil
 Profil . Profil
 2x30x1.17 cm ret. | GJ35

PACKAGING

Sizes (cm)	Pieces	SQM	Weight	Box	SQM	Weight
Dimensão . Format	Peças . Pièces	M²	Peso . Poids	Caixa . Boite	M²	Peso . Poids
Maße . Formato	Stück . Piezas		Gewicht . Peso	Karton . Caja		Gewicht . Peso
30x90x1.17 ret.	4	1.080	21.32	40	43.200	872




Mosaic Leaf Palace White 34.7x37.2 cm Satin DC3801
Palace White 30x90 cm ret. Satin R3271R

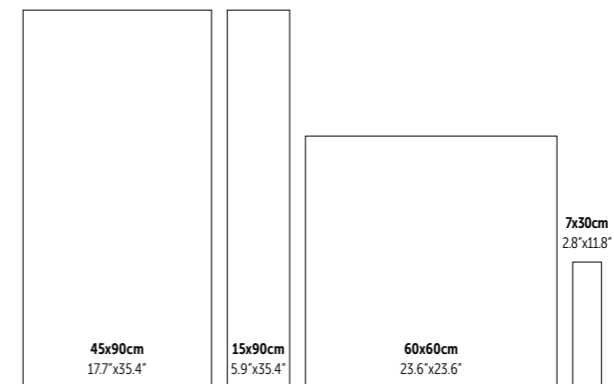


MUSE

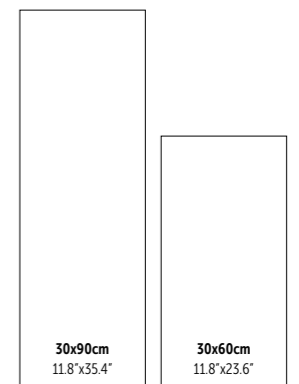
The minimalistic spirit of the purest and most sophisticated marbles.

O espírito minimalista dos mármore mais puros e sofisticados.
 L'esprit minimaliste des marbres les plus purs et les plus sophistiqués.
 Der minimalistische Geist der reinsten und raffiniertesten Marmore.
 El espíritu minimalista de los mármoles más puros y sofisticados.

 **Porcelain Tiles**
Wall & Floor



 **Wall Tiles**
Wall



4 Colours



Prisma Muse Coal 30x90 cm ret. R3238R
 Muse Coal 30x90 cm ret. R3234R



Wall:
Muse White 30x90 cm ret. R3231R

Floor:
Muse White 44.3x88.8 cm ret. Satin P9134R



Prisma Muse White 30x90 cm ret. R3235R



Mosaic Diamond Muse Mix 18x21 cm DC7004




WHITE
44.3x88.8 cm ret. P9130R | GD13 P9134R | GD13




IVORY
44.3x88.8 cm ret. P9131R | GD13 P9135R | GD13



WHITE
14.5x88.8 cm ret. P9130C3 | GD17 P9134C3 | GD17



IVORY
14.5x88.8 cm ret. P9131C3 | GD17 P9135C3 | GD17



WHITE
59.2x59.2 cm ret. 60x60 cm P6110R | GD11 P6114R | GD11
P6110 | GC13 P6114 | GC13



IVORY
59.2x59.2 cm ret. 60x60 cm P6111R | GD11 P6115R | GD11
P6111 | GC13 P6115 | GC13



WHITE
7.2x29.5 cm P6110C7 | GD17 P6114C7 | GD17



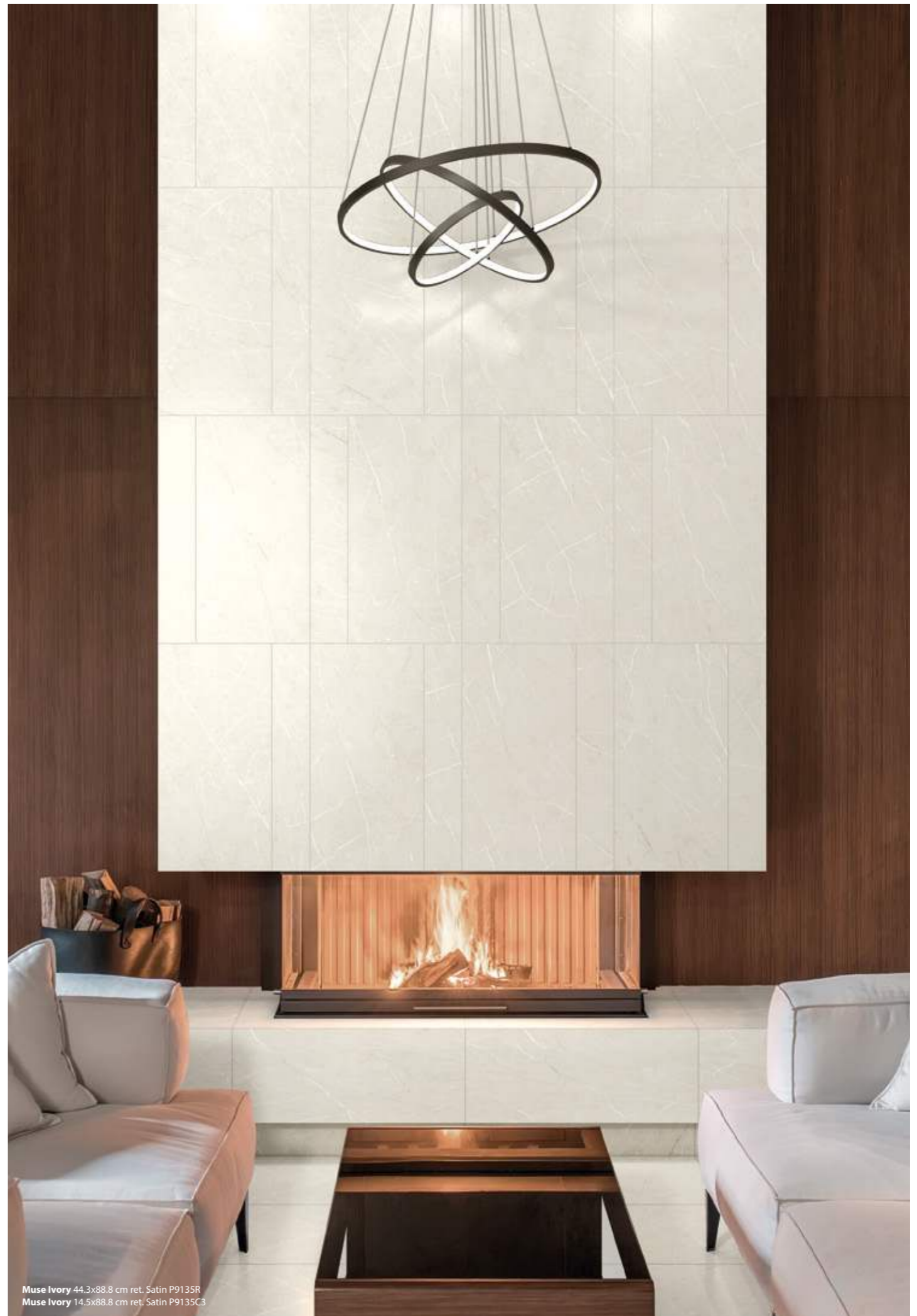
IVORY
7.2x29.5 cm P6111C7 | GD17 P6115C7 | GD17



MOSAIC MUSE WHITE (4.7X4.7 CM) (PIECE)
29.5x29.5x1 cm DC4021 | GJ32 DC4025 | GJ32




MOSAIC MUSE IVORY (4.7X4.7 CM) (PIECE)
29.5x29.5x1 cm DC4022 | GJ32 DC4026 | GJ32



Muse Ivory 44.3x88.8 cm ret. Satin P9135R
Muse Ivory 14.5x88.8 cm ret. Satin P9135C3




- WALL + FLOOR
PORCELAIN TILES
- V2 - SLIGHT
VARIATION
- NATURAL
(MATTE)
- SATIN
- 1cm
- R10
A+B
CLASS 1
- PTV ≥36
- NATURAL
- NATURAL



GREY
44.3x88.8 cm ret. P9132R | GD13 P9136R | GD13




COAL
44.3x88.8 cm ret. P9133R | GD13 P9137R | GD13



GREY
14.5x88.8 cm ret. P9132C3 | GD17 P9136C3 | GD17



COAL
14.5x88.8 cm ret. P9133C3 | GD17 P9137C3 | GD17



GREY
59.2x59.2 cm ret. 60x60 cm P6112R | GD11 P6116R | GD11
P6112 | GC13 P6116 | GC13




COAL
59.2x59.2 cm ret. 60x60 cm P6113R | GD11 P6117R | GD11
P6113 | GC13 P6117 | GC13



GREY
7.2x29.5 cm P6112C7 | GD17 P6116C7 | GD17



COAL
7.2x29.5 cm P6113C7 | GD17 P6117C7 | GD17



MOSAIC MUSE GREY (4.7X4.7 CM) (PIECE)
29.5x29.5x1 cm DC4023 | GJ32 DC4027 | GJ32



MOSAIC MUSE COAL (4.7X4.7 CM) (PIECE)
29.5x29.5x1 cm DC4024 | GJ32 DC4028 | GJ32

SPECIAL PIECES

Stairstep Degrau . Nez-de-Marche Stufe . Peldaño	Step Extra Fluted* Degrau Espessurado. Nez de Marche Forte Épaisseur Winkelstufe . Peldaño con Espesor	Skirting Rodapé . Plinthe Socket . Rodapé
44.3x88.8x1 cm ret. GJ46	29.5x88.8x1 cm ret. GJ59	8x44.3x1 cm ret. GJ09
59.2x59.2x1 cm ret. GJ42	29.5x59.2x1 cm ret. GJ58	8x59.2x1 cm ret. GJ14
29.5x59.2x1 cm ret. GJ33		8x60x1 cm GJ10
60x60x1 cm GJ36		
30x60x1 cm GJ28		

PACKAGING

Sizes (cm) Dimensão . Format Maße . Formato	Pieces Peças . Piezas	SQM M²	Weight Peso . Poids Gewicht . Peso	Box Caixa . Bolte Karton . Caja	SQM M²	Weight Peso . Poids Gewicht . Peso
44.3x88.8x1 ret.	2	0.787	17.72	43	33.841	782
14.5x88.8x1 ret.	7	0.900	20.07	45	40.500	923
59.2x59.2x1 ret.	3	1.050	23.20	36	37.800	855
60x60x1	3	1.080	23.78	36	38.880	876
7.2x29.5x1	18	0.383	8.65	98	37.534	870

Muse Grey 44.3x88.8 cm ret. Natural P9132R

* Minimum of 10 pieces . Quantidade mínima de 10 peças . Quantité minimum de 10 pièces . Mindestmenge: 10 Stücke . Cantidad mínima de 10 piezas



Muse White 44.3x88.8 cm ret. Satin P9134R
Mosaic Basket Muse White/Coal 34x34 cm DC1001



WHITE
30x90 cm ret. R3231R | GB11



IVORY
30x90 cm ret. R3232R | GB11




PRISMA WHITE ^{m²}
30x90 cm ret. R3235R | GB14



PRISMA IVORY ^{m²}
30x90 cm ret. R3236R | GB14




WHITE
29.5x59.2 cm ret. R3776R | GB05
30x60 cm R3776 | GA13



MOSAIC MUSE WHITE
(2.5X2.5 CM) (PIECE)
29.5x29.5x0.85 cm DC2026 | GJ30



IVORY
29.5x59.2 cm ret. R3777R | GB05
30x60 cm R3777 | GA13



MOSAIC MUSE IVORY
(2.5X2.5 CM) (PIECE)
29.5x29.5x0.85 cm DC2027 | GJ30



PRISMA WHITE ^{m²}
29.5x59.2 cm ret. R3781R | GB08
30x60 cm R3781 | GA17



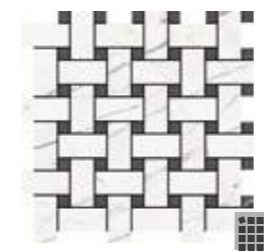
MOSAIC DIAMOND MUSE
WHITE (PIECE)
18x21x0.85 cm DC7005 | GJ19



PRISMA IVORY ^{m²}
29.5x59.2 cm ret. R3782R | GB08
30x60 cm R3782 | GA17



MOSAIC DIAMOND MUSE
IVORY (PIECE)
18x21x0.85 cm DC7006 | GJ19



MOSAIC BASKET MUSE
WHITE/COAL (PIECE)
34x34x0.85 cm DC1001 | GJ39



MOSAIC HEXA SLIM MUSE
WHITE (PIECE)
28.1x34.1x0.85 cm DC1007 | GJ39



MOSAIC BASKET MUSE
IVORY/GREY (PIECE)
34x34x0.85 cm DC1002 | GJ39



MOSAIC HEXA SLIM MUSE
IVORY (PIECE)
28.1x34.1x0.85 cm DC1008 | GJ39




MOSAIC HEXA SLIM MUSE
WHITE/COAL (PIECE)
28.1x34.1x0.85 cm DC1005 | GJ39



MOSAIC DIAMOND MUSE
MIX (PIECE)
18x21x0.85 cm DC7004 | GJ19




MOSAIC HEXA SLIM MUSE
IVORY/GREY (PIECE)
28.1x34.1x0.85 cm DC1006 | GJ39




GREY
30x90 cm ret. R3233R | GB11



COAL
30x90 cm ret. R3234R | GB11




PRISMA GREY m²
30x90 cm ret. R3237R | GB14



PRISMA COAL m²
30x90 cm ret. R3238R | GB14




GREY
29.5x59.2 cm ret. 30x60 cm R3778R | GB05 R3778 | GA13



MOSAIC MUSE GREY (2.5X2.5 CM) (PIECE)
29.5x29.5x0.85 cm DC2028 | GJ30



COAL
29.5x59.2 cm ret. 30x60 cm R3779R | GB05 R3779 | GA13



MOSAIC MUSE COAL (2.5X2.5 CM) (PIECE)
29.5x29.5x0.85 cm DC2029 | GJ30



PRISMA GREY m²
29.5x59.2 cm ret. 30x60 cm R3783R | GB08 R3783 | GA17



MOSAIC DIAMOND MUSE GREY (PIECE)
18x21x0.85 cm DC7007 | GJ19



PRISMA COAL m²
29.5x59.2 cm ret. 30x60 cm R3784R | GB08 R3784 | GA17



MOSAIC DIAMOND MUSE COAL (PIECE)
18x21x0.85 cm DC7008 | GJ19



MOSAIC BASKET MUSE GREY/IVORY (PIECE)
34x34x0.85 cm DC1004 | GJ39



MOSAIC HEXA SLIM MUSE GREY (PIECE)
28.1x34.1x0.85 cm DC1009 | GJ39



MOSAIC BASKET MUSE COAL/WHITE (PIECE)
34x34x0.85 cm DC1003 | GJ39



MOSAIC HEXA SLIM MUSE COAL (PIECE)
28.1x34.1x0.85 cm DC1010 | GJ39

SPECIAL PIECES



Profile

Perfil . Profil
Profil . Perfil

2x30x1.17 cm ret. | GJ35

2x59.2x0.85 cm ret. | GJ44

2x29.5x0.85 cm ret. | GJ35

PACKAGING



Sizes (cm)

Dimensão . Format
Maße . Formato

30x90x1.17 ret.

29.5x59.2x0.85 ret.

30x60x0.85



Pieces

Peças . Pièces
Stück . Piezas

4

8

8



SQM

M²

1.080

1.400

1.460



Weight

Peso . Poids
Gewicht . Peso

21.32

19.81

20.63



Box

Caixa . Boite
Karton . Caja

40

32

32



SQM

M²

43.200

44.800

46.720



Weight

Peso . Poids
Gewicht . Peso

872

654

680

Wall:
Prisma Muse Grey 29.5x59.2 cm ret. R3783R
Muse Grey 29.5x59.2 cm ret. R3778R


Floor:
Muse Coal 59.2x59.2 cm ret. Satin P6117R




NATURA KALACATA

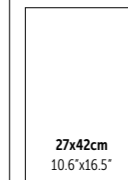
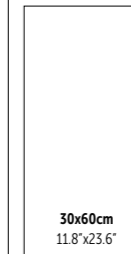
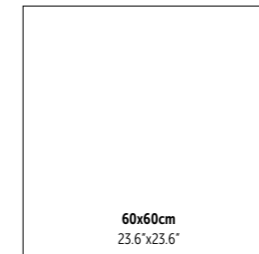
Refinement and sophistication of a natural calacatta marble.

Requinte e sofisticação do mármore calacatta natural.
 Raffinement et sophistication du marbre naturel de calacatta.
 Raffinesse und Eleganz von natürlichem Kalacata-Marmor.
 Refinamiento y sofisticación del mármol calacatta natural.

 **Porcelain Tiles**
Wall & Floor

 **Wall Tiles**
Wall

 **Glazed Floor Tiles**
Wall & Floor



2 Colours



SEE IT IN YOUR ROOM!

Wall:
Natura Kalacata Grey 30x90 cm ret. R907R

Floor:
Natura Kalacata Grey 59.2x59.2 cm ret. Semi-Polished Shine PT144SP8



KALACATA
30x90 cm ret. R902R | GB10



KALACATA GREY
30x90 cm ret. R907R | GB10




DECOR KALACATA LINE m²
30x90 cm ret. R906R^(A) | GB10



KALACATA GREY
29.5x59.2 cm ret. 30x60 cm R819R | GB02
R819 | GA10




KALACATA
29.5x59.2 cm ret. 30x60 cm R820R | GB02
R820 | GA10




KALACATA GREY
26.7x41.6 cm 3165 | GA08




DECOR KALACATA LINE m²
29.5x59.2 cm ret. R823R^(A) | GB08



MOSAIC NATURA KALACATA GREY
(1.81X1.81 CM) (PIECE)
30x30x1.17 cm DC906 | GJ39



KALACATA
26.7x41.6 cm 3160 | GA08



MOSAIC NATURA KALACATA
(1.81X1.81 CM) (PIECE)
30x30x1.17 cm DC900 | GJ39

^(A) Random Drawing . Desenho Aleatório . Dessin Aléatoire . Wechselndes Design . Diseño Aleatorio

SPECIAL PIECES




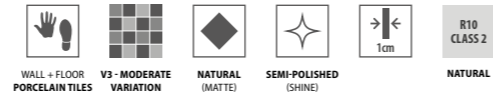
Profile
Perfil . Profil
Profil . Perfil

2x30x1.17 cm ret. GJ35
2x59.2x0.85 cm ret. GJ44
2x29.5x0.85 cm ret. GJ35

PACKAGING

Sizes (cm) Dimensão . Format Maße . Formato	Pieces Peças . Pièces Stück . Piezas	SQM M²	Weight Peso . Poids Gewicht . Peso	Box Caixa . Boite Karton . Caja	SQM M²	Weight Peso . Poids Gewicht . Peso
30x90x1.17 ret.	4	1.080	21.32	40	43.200	872
29.5x59.2x0.85 ret.	8	1.400	19.81	32	44.800	654
30x60x0.85	8	1.460	20.63	32	46.720	680
26.7x41.6x0.77	9	1.000	13.13	78	78.000	1044


Natura KALACATA




KALACATA
59.2x59.2 cm ret. PT140R | GD07 PT140SPB | GD13



KALACATA GREY
59.2x59.2 cm ret. PT144R | GD07 PT144SPB | GD13



KALACATA
45x45 cm C430 | G110



KALACATA GREY
45x45 cm C431 | G110

SPECIAL PIECES

Stairstep Degrau . Nez-de-Marche Stufe . Peldaño	Step Extra Fluted* Degrau Espessurado. Nez de Marche Forte Epaisseur Winkelstufe . Peldaño con Espesor	Skirting Rodapé . Plinthe Socket . Rodapié
59.2x59.2x1 cm ret. GJ42	29.5x59.2x1 cm ret. GJ58	8x59.2x1 cm ret. GJ14
45x45x0.85 cm GJ21		8x45x0.85 cm GJ03

PACKAGING

Sizes (cm) Dimensão . Format Maße . Formato	Pieces Peças . Pièces Stück . Piezas	SQM M ²	Weight Peso . Poids Gewicht . Peso	Box Caixa . Bolte Karton . Caja	SQM M ²	Weight Peso . Poids Gewicht . Peso
59.2x59.2x1 ret.	3	1.050	23.20	36	37.800	855
45x45x0.85	5	1.010	18.23	36	36.360	671

* Minimum of 10 pieces . Quantidade mínima de 10 peças . Quantité minimum de 10 pièces . Mindestmenge: 10 Stücke . Cantidad mínima de 10 piezas



Natura Kalacata 59.2x59.2 cm ret. Semi-Polished Shine PT140SPB




SEE IT IN YOUR ROOM!

Wall:
Natura Travertino Creme 26.7x41.6 cm 3163
Floor:
Natura Travertino Creme 59.2x59.2 cm ret. Semi-Polished Shine PT142SPB


NATURA TRAVERTINO

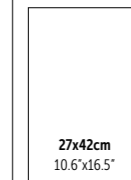


A strong appeal to organic forms from nature in a timeless stone.

Um forte apelo às formas orgânicas da natureza numa pedra intemporal.
La nature dans une pierre intemporelle.
Ein starker Appell an die organischen Formen der Natur in einem zeitlosen Stein.
Una fuerte apelación a las formas orgánicas de la naturaleza en una piedra atemporal.

 **Porcelain Tiles**
Wall & Floor


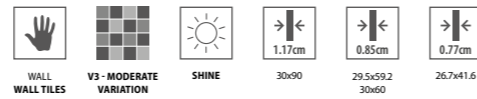
 **Wall Tiles**
Wall

 **Glazed Floor Tiles**
Wall & Floor



2 Colours





TRAVERTINO CREME
30x90 cm ret. R904R | GB10



TRAVERTINO NOZ
30x90 cm ret. R903R | GB10



DECOR MOSAIC TRAVERTINO CREME m²
30x90 cm ret. R912R^(A) | GB10



DECOR MOSAIC TRAVERTINO NOZ m²
30x90 cm ret. R913R^(A) | GB10



TRAVERTINO CREME
29.5x59.2 cm ret. R822R | GB02
30x60 cm R822 | GA10



TRAVERTINO NOZ
29.5x59.2 cm ret. R821R | GB02
30x60 cm R821 | GA10



DECOR MOSAIC TRAVERTINO CREME m²
29.5x59.2 cm ret. R824R^(A) | GB08




DECOR MOSAIC TRAVERTINO NOZ m²
29.5x59.2 cm ret. R825R^(A) | GB08



TRAVERTINO CREME
26.7x41.6 cm 3163 | GA08



TRAVERTINO NOZ
26.7x41.6 cm 3162 | GA08



MOS. NATURA TRAVERTINO CREME
(1.81X1.81 CM) (PIECE)
30x30x1.17 cm DC902 | GJ39



TRI MOSAIC NATURA TRAVERTINO (PIECE)
30x30x1.17 cm DC904 | GJ39





MOS. NATURA TRAVERTINO NOZ
(1.81X1.81 CM) (PIECE)
30x30x1.17 cm DC901 | GJ39



TRAVERTINO CREME
59.2x59.2 cm ret. PT142R | GD07 PT142SPB | GD13



TRAVERTINO NOZ
59.2x59.2 cm ret. PT141R | GD07 PT141SPB | GD13



TRAVERTINO CREME
45x45 cm C433 | GI10



TRAVERTINO NOZ
45x45 cm C432 | GI10

SPECIAL PIECES

Stairstep Degrau . Nez-de-Marche Stufe . Peldaño	Step Extra Fluted* Degrau Espessurado. Nez de Marche Forte Epaisseur Winkelstufe . Peldaño con Espesor	Skirting Rodapé . Plinthe Soquel . Rodapié
59.2x59.2x1 cm ret. GJ42	29.5x59.2x1 cm ret. GJ58	8x59.2x1 cm ret. GJ14
45x45x0.85 cm GJ21		8x45x0.85 cm GJ03

PACKAGING

Sizes (cm) Dimensão . Format Maße . Formato	Pieces Peças . Pièces Stück . Piezas	SQM M ²	Weight Peso . Poids Gewicht . Peso	Box Caixa . Boîte Karton . Caja	SQM M ²	Weight Peso . Poids Gewicht . Peso
30x90x1.17 ret.	4	1.080	21.32	40	43.200	872
29.5x59.2x0.85 ret.	8	1.400	19.81	32	44.800	654
30x60x0.85	8	1.460	20.63	32	46.720	680
26.7x41.6x0.77	9	1.000	13.13	78	78.000	1044
59.2x59.2x1 ret.	3	1.050	23.20	36	37.800	855
45x45x0.85	5	1.010	18.23	36	36.360	671

^(A) Random Drawing . Desenho Aleatório . Dessin Aléatoire . Wechseldes Design . Diseño Aleatorio

* Minimum of 10 pieces . Quantidade mínima de 10 peças . Quantité minimum de 10 pièces . Mindestmenge: 10 Stücke . Cantidad mínima de 10 piezas



BIM



SEE IT IN YOUR ROOM!


Wall:
 Groove Pure Travertine Ivory 30x90 cm ret. Matte R3264R
 Pure Travertine Ivory 30x90 cm ret. Matte R3255R

Floor:
 Pure Travertine Ivory 44.3x88.8 cm ret. Natural P9155R

PURE TRAVERTINE

Modern visual effect in a timeless product.

Visual moderno num material intemporal.
 Vision moderne d'un matériau intemporel.
 Moderner Look in zeitlosem Material.
 Aspecto moderno en un material atemporal.

 **Porcelain Tiles**
 Wall & Floor



 **Wall Tiles**
 Wall



3 Colours



PURE TRAVERTINE

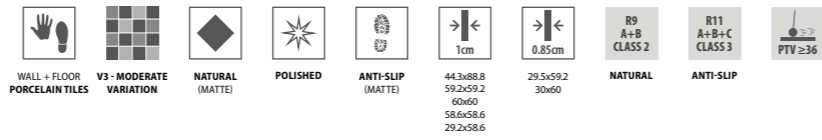


Groove Pure Travertine Ivory 30x90 cm ret. Matte R3264R



Pure Travertine Ivory 44.3x88.8 cm ret. Natural P9155R
Mosaic Half Hexa Pure Travertine Ivory 29.2x35.1 cm Matte DC3504

PURE TRAVERTINE



IVORY
44.3x88.8 cm ret.
P9155R | GD11 P9158PG | GD18



BEIGE
44.3x88.8 cm ret.
P9156R | GD11 P9159PG | GD18



IVORY
58.6x58.6 cm ret.
59.2x59.2 cm ret.
60x60 cm
P6155R | GD09 P6164R | GD10
P6155 | GC10 P6164 | GC12
P6167PG | GD19



BEIGE
58.6x58.6 cm ret.
59.2x59.2 cm ret.
60x60 cm
P6156R | GD09 P6165R | GD10
P6156 | GC10 P6165 | GC12
P6168PG | GD19



IVORY
29.2x58.6 cm ret.
29.5x59.2 cm ret.
30x60 cm
P3111R | GD06
P3111 | GC06
P6168PGC | GD19



BEIGE
29.2x58.6 cm ret.
29.5x59.2 cm ret.
30x60 cm
P3112R | GD06
P3112 | GC06
P6168PGC | GD19



MOSAIC PURE TRAVERTINE IVORY
(4.7X4.7 CM) (PIECE)
29.5x29.5x0.85 cm DC4045 | GJ32



MOSAIC PURE TRAVERTINE BEIGE
(4.7X4.7 CM) (PIECE)
29.5x29.5x0.85 cm DC4046 | GJ32

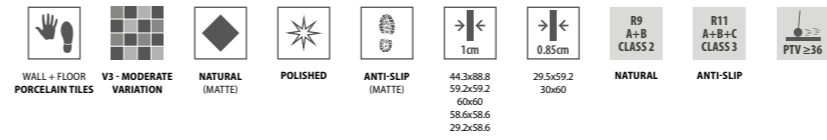


Pure Travertine Beige 59.2x59.2 cm ret. Anti-Slip P6165R



Wall:
Pure Travertine Grey 30x90 cm ret. Glossy R3263R
Mosaic Pure Travertine Grey 29.5x29.5 cm Glossy DC2047

Floor:
Pure Travertine Grey 44.3x88.8 cm ret. Polished P9160PG



PURE TRAVERTINE



GREY
 44.3x88.8 cm ret. P9157R | GD11 P9160PG | GD18



GREY
 58.6x58.6 cm ret. P6157R | GD09 P6166R | GD10 P6169PG | GD19
 59.2x59.2 cm ret. P6157 | GC10 P6166 | GC12
 60x60 cm



GREY
 29.2x58.6 cm ret. P6169PGC | GD19
 29.5x59.2 cm ret. P3113R | GD06
 30x60 cm P3113 | GC06



MOSAIC PURE TRAVERTINE GREY
 (4.7X4.7 CM) (PIECE)
 29.5x29.5x0.85 cm DC4047 | GJ32



Pure Travertine Grey 58.6x58.6 cm ret. Polished P6169PG

SPECIAL PIECES

Stairstep Degrau . Nez-de-Marche Stufe . Peldaño	Step Extra Fluted* Degrau Espessurado. Nez de Marche Forte Épaisseur Winkelstufe . Peldaño con Espesor	Skirting Rodapé . Plinthe Sockel . Rodapié
44.3x88.8x1 cm ret. GJ46	29.5x88.8x1 cm ret. GJ59	8x44.3x1 cm ret. GJ09
59.2x59.2x1 cm ret. GJ42	29.5x59.2x1 cm ret. GJ58	8x59.2x1 cm ret. GJ14
58.6x58.6x1 cm ret. GJ42	29.5x59.2x0.85 cm ret. GJ58	8x58.6x1 cm ret. GJ14
29.5x59.2x1 cm ret. GJ33	29.2x58.6x1 cm ret. GJ58	8x59.2x0.85 cm ret. GJ14
29.5x59.2x0.85 cm ret. GJ30		8x60x1 cm GJ10

SPECIAL PIECES

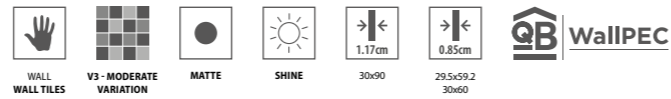
Stairstep Degrau . Nez-de-Marche Stufe . Peldaño	Step Extra Fluted* Degrau Espessurado. Nez de Marche Forte Épaisseur Winkelstufe . Peldaño con Espesor	Skirting Rodapé . Plinthe Sockel . Rodapié
29.2x58.6x1 cm ret. GJ33		8x60x0.85 cm GJ10
60x60x1 cm GJ36		
30x60x1 cm GJ28		
30x60x0.85 cm GJ24		

* Minimum of 10 pieces . Quantidade mínima de 10 peças . Quantitè minimum de 10 piéces . Mindestmenge: 10 Stücke . Cantidad mínima de 10 piezas

PACKAGING

Sizes (cm) Dimensão . Format Maße . Formato	Pieces Peças . Piéces Stück . Piezas	SQM M²	Weight Peso . Poids Gewicht . Peso	Box Caixa . Boite Karton . Caja	SQM M²	Weight Peso . Poids Gewicht . Peso
44.3x88.8x1 ret.	2	0.787	17.72	43	33.841	782
59.2x59.2x1 ret.	3	1.050	23.20	36	37.800	855
58.6x58.6x1 ret.	3	1.030	22.70	36	37.080	837
29.5x59.2x0.85 ret.	7	1.220	22.60	40	48.800	924
29.2x58.6x1 ret.	6	1.030	22.50	32	32.960	740
60x60x1	3	1.080	23.78	36	38.880	876
30x60x0.85	7	1.260	23.40	40	50.400	956

PURE TRAVERTINE



PURE TRAVERTINE



IVORY
30x90 cm ret. R3255R | GB10 R3261R | GB10



BEIGE
30x90 cm ret. R3256R | GB10 R3262R | GB10



GREY
30x90 cm ret. R3257R | GB10 R3263R | GB10



GROOVE IVORY m²
30x90 cm ret. R3264R | GB11



GROOVE BEIGE m²
30x90 cm ret. R3265R | GB11



GROOVE GREY m²
30x90 cm ret. R3266R | GB11



IVORY
29.5x59.2 cm ret. R3804R | GB01 R3801R | GB01
30x60 cm R3804 | GA09 R3801 | GA09



BEIGE
29.5x59.2 cm ret. R3805R | GB01 R3802R | GB01
30x60 cm R3805 | GA09 R3802 | GA09



GREY
29.5x59.2 cm ret. R3806R | GB01 R3803R | GB01
30x60 cm R3806 | GA09 R3803 | GA09



GROOVE IVORY m²
29.5x59.2 cm ret. R3807R | GB02
30x60 cm R3807 | GA11



GROOVE BEIGE m²
29.5x59.2 cm ret. R3808R | GB02
30x60 cm R3808 | GA11



GROOVE GREY m²
29.5x59.2 cm ret. R3809R | GB02
30x60 cm R3809 | GA11



MOSAIC PURE TRAVERTINE IVORY
(2.5X2.5 CM) (PIECE)
29.5x29.5x0.85 cm DC2042 | GJ30 DC2045 | GJ30




MOSAIC PICKET PURE TRAVERTINE IVORY (PIECE)
26.5x27.8x0.85 cm DC3604 | GJ46 DC3601 | GJ46



MOSAIC PURE TRAVERTINE BEIGE
(2.5X2.5 CM) (PIECE)
29.5x29.5x0.85 cm DC2043 | GJ30 DC2046 | GJ30



MOSAIC PICKET PURE TRAVERTINE BEIGE (PIECE)
26.5x27.8x0.85 cm DC3605 | GJ46 DC3602 | GJ46



MOSAIC PURE TRAVERTINE GREY
(2.5X2.5 CM) (PIECE)
29.5x29.5x0.85 cm DC2044 | GJ30 DC2047 | GJ30



MOSAIC PICKET PURE TRAVERTINE GREY (PIECE)
26.5x27.8x0.85 cm DC3606 | GJ46 DC3603 | GJ46



MOSAIC HALF HEXA PURE TRAVERTINE IVORY (PIECE)
29.2x35.1x0.85 cm DC3504 | GJ39 DC3501 | GJ39



MOSAIC HALF HEXA PURE TRAVERTINE BEIGE (PIECE)
29.2x35.1x0.85 cm DC3505 | GJ39 DC3502 | GJ39



MOSAIC HALF HEXA PURE TRAVERTINE GREY (PIECE)
29.2x35.1x0.85 cm DC3506 | GJ39 DC3503 | GJ39

PACKAGING

Dimensions - Format Maße - Formato	Pieces Peças - Pièces Stück - Piezas	SQM M ²	Weight Peso - Poids Gewicht - Peso	Box Caixa - Boite Karton - Caja	SQM M ²	Weight Peso - Poids Gewicht - Peso
30x90x1.17 ret.	4	1.080	21.32	40	43.200	872
29.5x59.2x0.85 ret.	8	1.400	19.81	32	44.800	654
30x60x0.85	8	1.460	20.63	32	46.720	680

SPECIAL PIECES



Profile
Perfil - Profil
Profil - Perfil

2x30x1.17 cm ret. | GJ35
2x59.2x0.85 cm ret. | GJ44
2x29.5x0.85 cm ret. | GJ35

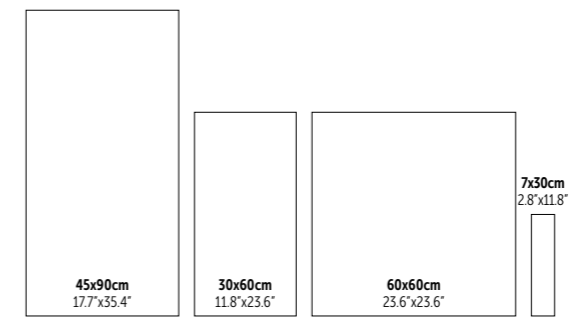


STONE AGE

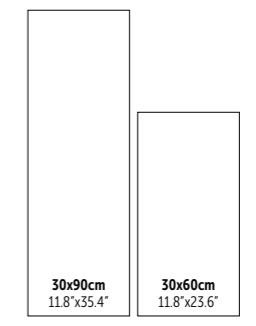
The soul of natural stone in captivating harmony.

A alma natural da pedra numa harmonia envolvente.
 L'âme de la pierre naturelle dans une harmonie enveloppante.
 Die Seele des Natursteins in fesselnder Harmonie.
 El alma natural de la piedra en una armonía envolvente.

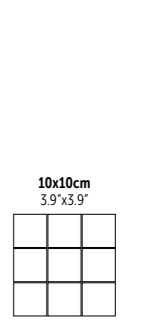
Porcelain Tiles
Wall & Floor



Wall Tiles
Wall



Floor Tiles
Wall & Floor



4 Colours



BIM



SEE IT IN YOUR ROOM!

Wall:
 Mosaic Stone Age Grey 29.5x29.5 cm Honed DC4043
 Stone Age Anthracite 30x90 cm ret. Satin R3244R
 Mosaic Brick Stone Age Anthracite 26x29 cm Satin DC3004
Floor:
 Stone Age Grey 44.3x88.8 cm ret. Honed P9153PM

MARBLE & STONE



Sawn Stone Age White 29.5x59.2 cm ret. Satin R3791R



Stone Age White 44.3x88.8 cm ret. Polished P9151PG



Wall:
Stone Age White 29.5x59.2 cm ret. Satin R3785R
Mosaic Stone Age White 29.5x29.5 cm Satin DC2031
Sawn Stone Age White 29.5x59.2 cm ret. Satin R3791R

Floor:
Stone Age White 58.6x58.6 cm ret. Honed P6161PM

MARBLE & STONE



Wall:
Sawn Stone Age Greige 30x90 cm ret. Satin R3246R

Floor:
Stone Age Greige 58.6x58.6 cm ret. Honed P6162PM



WHITE
44.3x88.8 cm ret. P9145R | GD13 P9151PM | GD22 P9151PG | GD22




GREIGE
44.3x88.8 cm ret. P9146R | GD13 P9152PM | GD22 P9152PG | GD22



WHITE
58.6x58.6 cm ret. P6135R | GD12 P6145R | GD13
59.2x59.2 cm ret. P6135 | GC14 P6145 | GC15
60x60 cm P6161PM | GD19 P6161PG | GD19



GREIGE
58.6x58.6 cm ret. P6136R | GD12 P6146R | GD13
59.2x59.2 cm ret. P6136 | GC14 P6146 | GC15
60x60 cm P6162PM | GD19 P6162PG | GD19



WHITE
29.2x58.6 cm ret. P6161PMC | GD19 P6161PGC | GD19
29.5x59.2 cm ret. P3106R | GD09
30x60 cm P3106 | GC10



GREIGE
29.2x58.6 cm ret. P6162PMC | GD19 P6162PGC | GD19
29.5x59.2 cm ret. P3107R | GD09
30x60 cm P3107 | GC10



WHITE
7.2x29.5 cm P6135C7 | GD17



GREIGE
7.2x29.5 cm P6136C7 | GD17

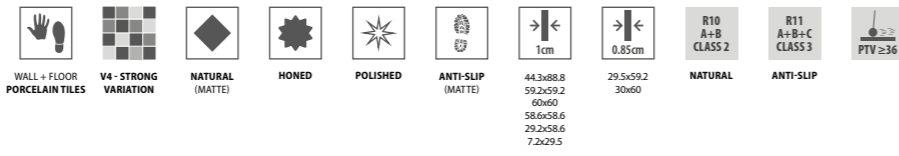


MOSAIC STONE AGE WHITE
(4.7X4.7 CM) (PIECE) DC4036 | GJ32
29.5x29.5x0.85 cm DC4041 | GJ35
29.5x29.5x1 cm



MOSAIC STONE AGE GREIGE
(4.7X4.7 CM) (PIECE) DC4037 | GJ32
29.5x29.5x0.85 cm DC4042 | GJ35
29.5x29.5x1 cm

STONE AGE



GREY
44.3x88.8 cm ret.
P9147R | GD13 P9153PM | GD22 P9153PG | GD22



ANTHRACITE
44.3x88.8 cm ret.
P9148R | GD13



GREY
58.6x58.6 cm ret.
59.2x59.2 cm ret.
60x60 cm
P6137R | GD12 P6147R | GD13 P6137 | GC14 P6147 | GC15
P6163PM | GD19 P6163PG | GD19



ANTHRACITE
59.2x59.2 cm ret.
60x60 cm
P6138R | GD12 P6148R | GD13 P6138 | GC14 P6148 | GC15



GREY
29.2x58.6 cm ret.
29.5x59.2 cm ret.
30x60 cm
P3108R | GD09 P3108 | GC10
P6163PMC | GD19 P6163PGC | GD19



ANTHRACITE
29.5x59.2 cm ret.
30x60 cm
P3109R | GD09 P3109 | GC10




GREY
7.2x29.5 cm
P6137C7 | GD17



ANTHRACITE
7.2x29.5 cm
P6138C7 | GD17



MOSAIC STONE AGE GREY
(4.7X4.7 CM) (PIECE)
29.5x29.5x0.85 cm
29.5x29.5x1 cm
DC4038 | GJ32 DC4043 | GJ35



MOSAIC STONE AGE ANTHRACITE
(4.7X4.7 CM) (PIECE)
29.5x29.5x0.85 cm
DC4039 | GJ32



Wall:
Sawn Stone Age Grey 30x90 cm ret. Satin R3247R

Floor:
Stone Age Anthracite 44.3x88.8 cm ret. Natural P9148R

SPECIAL PIECES

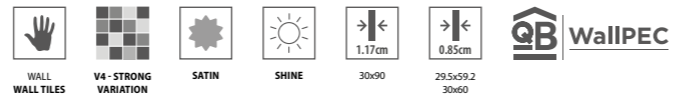
Stairstep Degrau . Nez-de-Marche Stufe . Peldaño	Step Extra Fluted* Degrau Espessurado . Nez de Marche Forte Épaisseur Winkelstufe . Peldaño con Espesor	Skirting Rodapé . Plinthe Sockel . Rodapié
44.3x88.8x1 cm ret. GJ46	29.5x88.8x1 cm ret. GJ59	8x44.3x1 cm ret. GJ09
59.2x59.2x1 cm ret. GJ42	29.5x59.2x1 cm ret. GJ58	8x59.2x1 cm ret. GJ14
58.6x58.6x1 cm ret. GJ42	29.5x59.2x0.85 cm ret. GJ58	8x58.6x1 cm ret. GJ14
29.5x59.2x1 cm ret. GJ33	29.2x58.6x1 cm ret. GJ58	8x59.2x0.85 cm ret. GJ14
29.5x59.2x0.85 cm ret. GJ30		8x60x1 cm GJ10
29.2x58.6x1 cm ret. GJ33		8x60x0.85 cm GJ10
60x60x1 cm GJ36		
30x60x1 cm GJ28		
30x60x0.85 cm GJ24		

PACKAGING

Sizes (cm) Dimensão . Format Maße . Formato	Pieces Peças . Pièces Stück . Piezas	SQM M²	Weight Peso . Poids Gewicht . Peso	Box Caixa . Boîte Karton . Caja	SQM M²	Weight Peso . Poids Gewicht . Peso
44.3x88.8x1 ret.	2	0.787	17.72	43	33.841	782
59.2x59.2x1 ret.	3	1.050	23.20	36	37.800	855
58.6x58.6x1 ret.	3	1.030	22.70	36	37.080	837
29.5x59.2x0.85 ret.	7	1.220	22.60	40	48.800	924
29.2x58.6x1 ret.	6	1.030	22.50	32	32.960	740
60x60x1	3	1.080	23.78	36	38.880	876
30x60x0.85	7	1.260	23.40	40	50.400	956
7.2x29.5x1	18	0.383	8.65	98	37.534	870

* Minimum of 10 pieces . Quantidade mínima de 10 peças . Quantité minimum de 10 pièces . Mindestmenge: 10 Stücke . Cantidad mínima de 10 piezas

STONE AGE



WHITE
30x90 cm ret. R3241R | GB11 R3251R | GB11



GREIGE
30x90 cm ret. R3242R | GB11 R3252R | GB11



SAWN WHITE m²
30x90 cm ret. R3245R | GB14



SAWN GREIGE m²
30x90 cm ret. R3246R | GB14



WHITE
29.5x59.2 cm ret. 30x60 cm R3785R | GB07 R3795R | GB07 R3785 | GA15 R3795 | GA15




GREIGE
29.5x59.2 cm ret. 30x60 cm R3786R | GB07 R3796R | GB07 R3786 | GA15 R3796 | GA15



SAWN WHITE m²
29.5x59.2 cm ret. 30x60 cm R3791R | GB09 R3791 | GA18



SAWN GREIGE m²
29.5x59.2 cm ret. 30x60 cm R3792R | GB09 R3792 | GA18



MOSAIC STONE AGE WHITE
(2.5X2.5 CM) (PIECE) DC2031 | GJ35



MOSAIC BRICK STONE AGE WHITE
(2.8X6.5 CM) (PIECE) DC3001 | GJ35



MOSAIC STONE AGE GREIGE
(2.5X2.5 CM) (PIECE) DC2032 | GJ35



MOSAIC BRICK STONE AGE GREIGE
(2.8X6.5 CM) (PIECE) DC3002 | GJ35

29.5x29.5x0.85 cm DC2035 | GJ35

25.9x28.9x0.85 cm DC3005 | GJ35

29.5x29.5x0.85 cm DC2036 | GJ35

25.9x28.9x0.85 cm DC3006 | GJ35



Wall:
Stone Age Greige 30x90 cm ret. Glossy R3252R
Mosaic Stone Age Greige 29.5x29.5 cm Glossy DC2036

Floor:
Stone Age Greige 44.3x88.8 cm ret. Polished P9152PG

MARBLE & STONE



Wall:
 Sawn Stone Age White 30x90 cm ret. Satin R3245R
 Stone Age Grey 30x90 cm ret. Satin R3243R
Floor:
 Stone Age Grey 59.2x59.2 cm ret. Natural P6137R



STONE AGE




GREY
 30x90 cm ret. R3243R | GB11 R3253R | GB11



ANTHRACITE
 30x90 cm ret. R3244R | GB11 R3254R | GB11



SAWN GREY m²
 30x90 cm ret. R3247R | GB14



SAWN ANTHRACITE m²
 30x90 cm ret. R3248R | GB14




GREY
 29.5x59.2 cm ret. R3787R | GB07 R3797R | GB07
 30x60 cm R3787 | GA15 R3797 | GA15




ANTHRACITE
 29.5x59.2 cm ret. R3788R | GB07 R3798R | GB07
 30x60 cm R3788 | GA15 R3798 | GA15



SAWN GREY m²
 29.5x59.2 cm ret. R3793R | GB09
 30x60 cm R3793 | GA18




SAWN ANTHRACITE m²
 29.5x59.2 cm ret. R3794R | GB09
 30x60 cm R3794 | GA18



MOSAIC STONE AGE GREY
(2.5X2.5 CM) (PIECE)
 29.5x29.5x0.85 cm DC2033 | GJ35



MOSAIC BRICK STONE AGE GREY
(2.8X6.5 CM) (PIECE)
 25.9x28.9x0.85 cm DC3003 | GJ35



MOSAIC STONE AGE ANTHRACITE
(2.5X2.5 CM) (PIECE)
 29.5x29.5x0.85 cm DC2034 | GJ35



MOS. BRICK STONE AGE ANTHRACITE
(2.8X6.5 CM) (PIECE)
 25.9x28.9x0.85 cm DC3004 | GJ35

SPECIAL PIECES



Profile	Perfil . Profil	Profil . Perfil
2x30x1.17 cm ret. GJ35		
2x59.2x0.85 cm ret. GJ44		
2x29.5x0.85 cm ret. GJ35		

PACKAGING

Sizes (cm)	Pieces	SQM	Weight	Box	SQM	Weight
Dimensão . Format	Peças . Pièces	M ²	Peso . Poids	Caixa . Boîte	M ²	Peso . Poids
Maße . Formato	Stück . Piezas		Gewicht . Peso	Karton . Caja		Gewicht . Peso
30x90x1.17 ret.	4	1.080	21.32	40	43.200	872
29.5x59.2x0.85 ret.	8	1.400	19.81	32	44.800	654
30x60x0.85	8	1.460	20.63	32	46.720	680



- WALL + FLOOR
GLAZED FLOOR TILES
- V4 - STRONG
VARIATION
- NATURAL
(MATTE)
- 10x10
- R10
A+B

STONE AGE



WHITE 10x10 cm KR1005 | G121
GREIGE 10x10 cm KR1006 | G121
GREY 10x10 cm KR1007 | G121
ANTHRACITE 10x10 cm KR1008 | G121

PACKAGING

 Sizes (cm) Dimensão . Format Maße . Formato	 Pieces Peças . Pièces Stück . Piezas	 SQM M²	 Weight Peso . Poids Gewicht . Peso	 Box Caixa . Boite Karton . Caja	 SQM M²	 Weight Peso . Poids Gewicht . Peso
10x10x0.6	99	1.000	11.50	48	48.000	572



Wall:
 Stone Age White 29.5x59.2 cm ret. Satin R3785R
 Sawn Stone Age White 29.5x59.2 cm ret. Satin R3791R
Floor:
 Stone Age White 10x10 cm Natural KR1005
 Stone Age White 58.6x58.6 cm ret. Honed P6161PM

Stone Age Grey 10x10 cm Natural KR1007

PIAZEN

Natural elegance of the Piasentina stone with a contemporary touch.

Elegância natural da pedra Piasentina com um toque contemporâneo.
 L'élégance naturelle de la pierre Piasentina avec une touche contemporaine.
 Natürliche Eleganz aus Piasentina-Stein mit einem zeitgemäßen Touch.
 Elegancia natural de la piedra Piasentina con un toque contemporáneo.



Porcelain Tiles
Wall & Floor




Wall Tiles
Wall



Floor Tiles
Wall & Floor



8 Colours



SEE IT IN YOUR ROOM!

Wall:
 Piazzen Ash 30x90 cm ret. R3159R
 Groove Piazzen Oyster 30x90 cm ret. R3166R

Floor:
 Piazzen Iron 59.2x59.2 cm ret. Natural P6072R



Piazen Iron 44.3x88.8 cm ret. Natural P9067R



Cubic Piazen Ash 30x90 cm ret. R3163R



Piazen Coal 59.2x59.2 cm ret. Natural P6074R



Piazen Clay 59.2x59.2 cm ret. Bush-Hammered P6082R

PIAZEN


- WALL + FLOOR PORCELAIN TILES
- V3 - MODERATE VARIATION
- NATURAL (MATTE)
- BUSH-HAMMERED (MATTE)
- 1cm
- 0.85cm
- R10 A+B CLASS 1
- R11 A+B+C CLASS 1
- PTV ≥36



SAND
44.3x88.8 cm ret. P9066R | GD13




CLAY
44.3x88.8 cm ret. P9068R | GD13



SAND
29.5x59.2 cm ret. 30x60 cm P3061R | GD09 P3061 | GC10



CLAY
29.5x59.2 cm ret. 30x60 cm P3063R | GD09 P3063 | GC10



SAND
59.2x59.2 cm ret. 60x60 cm P6071R | GD12 P6080R | GD13 P6071 | GC14 P6080 | GC15




MOSAIC MIX HAMMERED PIAZEN SAND (4.7X4.7 cm) (PIECE)
29.5x29.5x1 cm DC965(A) | GJ35



CLAY
59.2x59.2 cm ret. 60x60 cm P6073R | GD12 P6082R | GD13 P6073 | GC14 P6082 | GC15




MOSAIC MIX HAMMERED PIAZEN CLAY (4.7X4.7 cm) (PIECE)
29.5x29.5x1 cm DC967(A) | GJ35



SAND
44.3x44.3 cm ret. 45x45 cm PE005R | GD05 PE005 | GC04



MOSAIC PIAZEN SAND (4.7X4.7 cm) (PIECE)
29.5x29.5x0.85 cm DC977 | GJ32

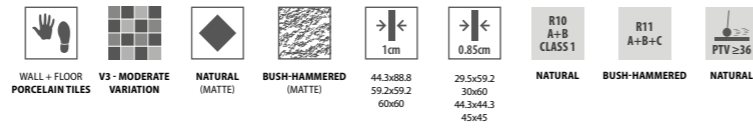


CLAY
44.3x44.3 cm ret. 45x45 cm PE007R | GD05 PE007 | GC04



MOSAIC PIAZEN CLAY (4.7X4.7 cm) (PIECE)
29.5x29.5x0.85 cm DC979 | GJ32

MARBLE & STONE



IRON
44.3x88.8 cm ret.

P9067R | GD13



COAL
44.3x88.8 cm ret.

P9069R | GD13



IRON
29.5x59.2 cm ret.
30x60 cm

P3062R | GD09
P3062 | GC10



COAL
29.5x59.2 cm ret.
30x60 cm

P3064R | GD09
P3064 | GC10



IRON
59.2x59.2 cm ret.
60x60 cm

P6072R | GD12
P6072 | GC14



MOSAIC MIX HAMMERED
PIAZEN IRON (4.7X4.7 cm)
(PIECE)
29.5x29.5x1 cm DC966⁽⁴⁾ | GJ35



COAL
59.2x59.2 cm ret.
60x60 cm

P6074R | GD12
P6074 | GC14




MOSAIC MIX HAMMERED
PIAZEN COAL (4.7X4.7 cm)
(PIECE)
29.5x29.5x1 cm DC968⁽⁴⁾ | GJ35



IRON
44.3x44.3 cm ret.
45x45 cm

PE006R | GD05
PE006 | GC04



MOSAIC PIAZEN IRON
(4.7X4.7 cm) (PIECE)
29.5x29.5x0.85 cm DC978 | GJ32



COAL
44.3x44.3 cm ret.
45x45 cm

PE008R | GD05
PE008 | GC04



MOSAIC PIAZEN COAL
(4.7X4.7 cm) (PIECE)
29.5x29.5x0.85 cm DC980 | GJ32



Wall:
Piazen Oyster 30x60 cm R3658
Cubic Piazen Ash 30x60 cm R3664

Floor:
Piazen Coal 45x45 cm Natural PE008

SPECIAL PIECES

Stairstep Degrau, Nez-de-Marche Stufe, Peldaño	Step Extra Fluted* Degrau Espessurado, Nez de Marche Forte Epaisseur Winkelstufe, Peldaño con Espesor	Skirting Rodapé, Plinthe Sockel, Rodapié
44.3x88.8x1 cm ret. GJ46	29.5x88.8x1 cm ret. GJ59	8x44.3x1 cm ret. GJ09
59.2x59.2x1 cm ret. GJ42	29.5x59.2x1 cm ret. GJ58	8x59.2x1 cm ret. GJ14
44.3x44.3x0.85 cm ret. GJ37	29.5x59.2x0.85 cm ret. GJ58	8x59.2x0.85 cm ret. GJ14
29.5x59.2x1 cm ret. GJ33		8x60x1 cm GJ10
29.5x59.2x0.85 cm ret. GJ30		8x60x0.85 cm GJ10
60x60x1 cm GJ36		8x45x0.85 cm GJ07
45x45x0.85 cm GJ28		
30x60x1 cm GJ28		
30x60x0.85 cm GJ24		

PACKAGING

Sizes (cm) Dimensão, Format Maße, Formato	Pieces Peças, Pièces Stück, Piezas	SQM M ²	Weight Peso, Poids Gewicht, Peso	Box Caixa, Bolte Karton, Caja	SQM M ²	Weight Peso, Poids Gewicht, Peso
44.3x88.8x1 ret.	2	0.787	17.72	43	33.841	782
59.2x59.2x1 ret.	3	1.050	23.20	36	37.800	855
44.3x44.3x0.85 ret.	6	1.178	22.40	36	42.408	826
29.5x59.2x0.85 ret.	7	1.220	22.60	40	48.800	924
60x60x1	3	1.080	23.78	36	38.880	876
45x45x0.85	5	1.010	19.20	36	36.360	711
30x60x0.85	7	1.260	23.40	40	50.400	956

* Minimum of 10 pieces. Quantidade mínima de 10 peças. Quantité minimum de 10 pièces. Mindestmenge: 10 Stücke. Cantidad mínima de 10 piezas



Wall:
Cubic Piazzen Pearl 30x90 cm ret. R3160R

Floor:
Piazzen Sand 44.3x88.8 cm ret. Natural P9066R



PIAZZEN



PEARL
30x90 cm ret. R3156R | GB11



IVORY
30x90 cm ret. R3157R | GB11



PIAZEN CUBIC PEARL m²
30x90 cm ret. R3160R | GB14




PIAZEN CUBIC IVORY m²
30x90 cm ret. R3161R | GB14



PIAZEN GROOVE PEARL m²
30x90 cm ret. R3164R | GB14



PIAZEN GROOVE IVORY m²
30x90 cm ret. R3165R | GB14



PEARL
29.5x59.2 cm ret. R3656R | GB05
30x60 cm R3656 | GA13



IVORY
29.5x59.2 cm ret. R3657R | GB05
30x60 cm R3657 | GA13



PIAZEN CUBIC PEARL m²
30x60 cm R3661 | GA16



PIAZEN CUBIC IVORY m²
30x60 cm R3662 | GA16




PIAZEN GROOVE PEARL m²
29.5x59.2 cm ret. R3665R | GB08
30x60 cm R3665 | GA16



MOSAIC MIX GROOVE PIAZEN PEARL (2.5X2.5 cm) (PIECE)
29.5x29.5x0.85 cm DC746^(A) | GJ36



PIAZEN GROOVE IVORY m²
29.5x59.2 cm ret. R3666R | GB08
30x60 cm R3666 | GA16



MOSAIC MIX GROOVE PIAZEN IVORY (2.5X2.5 cm) (PIECE)
29.5x29.5x0.85 cm DC747^(A) | GJ36

^(A) Random Drawing - Desenho Aleatório - Dessin Aléatoire - Wechselndes Design - Diseño Aleatorio



OYSTER
30x90 cm ret. R3158R | GB11



ASH
30x90 cm ret. R3159R | GB11



PIAZEN CUBIC OYSTER ^{m²}
30x90 cm ret. R3162R | GB14



PIAZEN CUBIC ASH ^{m²}
30x90 cm ret. R3163R | GB14



PIAZEN GROOVE OYSTER ^{m²}
30x90 cm ret. R3166R | GB14



PIAZEN GROOVE ASH ^{m²}
30x90 cm ret. R3167R | GB14



OYSTER
29.5x59.2 cm ret. 30x60 cm
R3658R | GB05
R3658 | GA13



ASH
29.5x59.2 cm ret. 30x60 cm
R3659R | GB05
R3659 | GA13




PIAZEN CUBIC OYSTER ^{m²}
30x60 cm R3663 | GA16



PIAZEN CUBIC ASH ^{m²}
30x60 cm R3664 | GA16




PIAZEN GROOVE OYSTER ^{m²}
29.5x59.2 cm ret. 30x60 cm
R3667R | GB08
R3667 | GA16



MOSAIC MIX GROOVE PIAZEN PEARL (2.5X2.5 cm)
(PIECE)
29.5x29.5x0.85 cm DC748^(A) | GJ36



PIAZEN GROOVE ASH ^{m²}
29.5x59.2 cm ret. 30x60 cm
R3668R | GB08
R3668 | GA16



MOSAIC MIX GROOVE PIAZEN IVORY (2.5X2.5 cm)
(PIECE)
29.5x29.5x0.85 cm DC749^(A) | GJ36



Piazen Ash 30x90 cm ret. R3159R
Groove Piazen Oyster 30x90 cm ret. R3166R

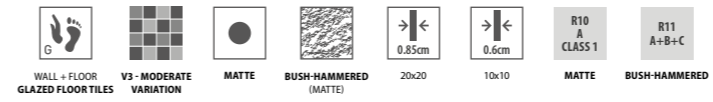
SPECIAL PIECES



Profile	Perfil . Profil	Profil . Perfil
2x30x1.17 cm ret. GJ35		
2x59.2x0.85 cm ret. GJ44		
2x29.5x0.85 cm ret. GJ35		

PACKAGING


Size (cm)	Pieces	SQM	Weight	Box	SQM	Weight
Dimensão . Format	Peças . Pièces	M²	Peso . Poids	Caixa . Boîte	M²	Peso . Poids
Maße . Formato	Stück . Piezas		Gewicht . Peso	Karton . Caja		Gewicht . Peso
30x90x1.17 ret.	4	1.080	21.32	40	43.200	872
29.5x59.2x0.85 ret.	8	1.400	19.81	32	44.800	654
30x60x0.85	8	1.460	20.63	32	46.720	680



Wall:
Piazen Ash 30x60 cm R3659

Shower:
Piazen Iron 10x10 cm Mate KR1003

Floor:
Piazen Iron 20x20 cm Mate PH56



SAND 10x10 cm KR1001 | G120
CLAY 10x10 cm KR1002 | G120
IRON 10x10 cm KR1003 | G120
COAL 10x10 cm KR1004 | G120
SAND 20x20 cm PH55 | G109
CLAY 20x20 cm PH57 | G109
IRON 20x20 cm PH56 | G109
COAL 20x20 cm PH58 | G109
SAND 20x20 cm PH46 | G110
CLAY 20x20 cm PH48 | G110
IRON 20x20 cm PH47 | G110
COAL 20x20 cm PH49 | G110

SPECIAL PIECES



Skirting
Rodapé, Plinthe
Sockel, Rodapié

8x20x0.85 cm | GJ01

PACKAGING



Sizes (cm) Dimensão, Format Maße, Formato	Pieces Peças, Pièces Stück, Piezas	SQM M ²	Weight Peso, Poids Gewicht, Peso	Box Caixa, Boîte Karton, Caja	SQM M ²	Weight Peso, Poids Gewicht, Peso
20x20x0.85	20	0.800	14.44	72	57.600	1060
10x10x0.6	99	1.000	11.50	48	48.000	572



ETERNAL STONE

Organic sophistication.

Sofisticação orgânica.
Raffinement de la matière.
Organische Raffinesse.
Sofisticación orgánica.



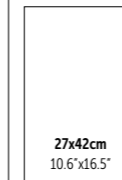
Wall Tiles
Wall



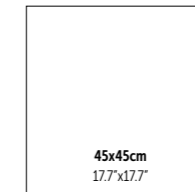
Glazed Floor Tiles
Wall & Floor



30x60cm
11.8"x23.6"



27x42cm
10.6"x16.5"



45x45cm
17.7"x17.7"

3 Colours



SEE IT IN YOUR ROOM!


Wall:
Talisman Eternal Stone White 30x60 cm R3814
Eternal Stone White 30x60 cm R3811

Floor:
Eternal Stone White 45x45 cm C465



Wall:
Talisman Eternal Stone Beige 30x60 cm R3815
Eternal Stone Beige 30x60 cm R3812

Floor:
Eternal Stone Beige 45x45 cm C466



Wall:
Talisman Eternal Stone Grey 30x60 cm R3816
Eternal Stone Grey 30x60 cm R3813

Floor:
Eternal Stone Grey 45x45 cm C467



ETERNAL STONE



WHITE
30x60 cm R3811 | GA09



BEIGE
30x60 cm R3812 | GA09



GREY
30x60 cm R3813 | GA09




TALISMAN WHITE m²
30x60 cm R3814 | GA12




TALISMAN BEIGE m²
30x60 cm R3815 | GA12




TALISMAN GREY m²
30x60 cm R3816 | GA12



WHITE
26.7x41.6 cm R2751 | GA05



BEIGE
26.7x41.6 cm R2752 | GA05



GREY
26.7x41.6 cm R2753 | GA05



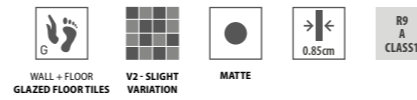
TALISMAN WHITE m²
26.7x41.6 cm R2754 | GA08




TALISMAN BEIGE m²
26.7x41.6 cm R2755 | GA08



TALISMAN GREY m²
26.7x41.6 cm R2756 | GA08



WHITE
45x45 cm C465 | G108

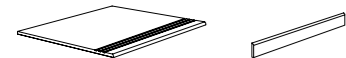


BEIGE
45x45 cm C466 | G108



GREY
45x45 cm C467 | G108

SPECIAL PIECES



Stairstep
Degrau . Nez-de-Marche
Stufe . Peldaño

45x45x0.85 cm | GJ21

Skirting
Rodapé . Pline
Sockel . Rodapié

8x45x0.85 cm | GJ03

PACKAGING

Sizes (cm) Dimensão . Format Maße . Formato	Pieces Peças . Pièces Stück . Piezas	SQM M ²	Weight Peso . Poids Gewicht . Peso	Box Caixa . Bolte Karton . Caja	SQM M ²	Weight Peso . Poids Gewicht . Peso
30x60x0.85	8	1.460	20.63	32	46.720	680
26.7x41.6x0.77	9	1.000	13.13	78	78.000	1044
45x45x0.85	5	1.010	18.23	36	36.360	671



SEE IT IN YOUR ROOM!

Wall:
Rock Sand 26.7x41.6 cm R2704
Carved Rock Sand 26.7x41.6 cm R2709

Floor:
Rock Sand 45x45 cm C421

ROCK

The harmony and character of stone.


A harmonia e o carácter da pedra.
 L'harmonie et le caractère de la pierre.
 Die Harmonie und der Charakter des Steins.
 La armonía y el carácter de la piedra.



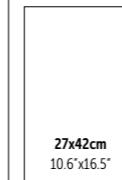
Wall Tiles
 Wall



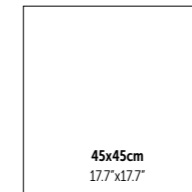
Glazed Floor Tiles
 Wall & Floor



30x60cm
 11.8"x23.6"



27x42cm
 10.6"x16.5"



45x45cm
 17.7"x17.7"

3 Colours





Carved Rock Sand 30x60 cm R3007



Wall:
Rock Shell 30x60 cm R3003

Floor:
Rock Moonlight 45x45 cm C422

MARBLE & STONE



Wall:
Carved Rock Shell 30x60 cm R3009
Rock Shell 30x60 cm R3003

Floor:
Rock Sand 45x45 cm C421



SHELL
30x60 cm R3003 | GA14



SAND
30x60 cm R3005 | GA14



MOONLIGHT
30x60 cm R3006 | GA14



CARVED SHELL ^{m²}
30x60 cm R3009 | GA18



CARVED SAND ^{m²}
30x60 cm R3007 | GA18



CARVED MOONLIGHT ^{m²}
30x60 cm R3008 | GA18



SHELL
26.7x41.6 cm R2705 | GA09




SAND
26.7x41.6 cm R2704 | GA09



MOONLIGHT
26.7x41.6 cm R2703 | GA09




CARVED SHELL ^{m²}
26.7x41.6 cm R2707 | GA12



CARVED SAND ^{m²}
26.7x41.6 cm R2709 | GA12




CARVED MOONLIGHT ^{m²}
26.7x41.6 cm R2711 | GA12





MOSAIC ROCK SHELL
(4.7X4.7 cm) (PIECE)
29.5x29.5x0.77 cm DC742 | GJ26



MOSAIC ROCK SAND
(4.7X4.7 cm) (PIECE)
29.5x29.5x0.77 cm DC740 | GJ26




MOSAIC ROCK MOONLIGHT
(4.7X4.7 cm) (PIECE)
29.5x29.5x0.77 cm DC741 | GJ26



SHELL
45x45 cm C423 | GI08



SAND
45x45 cm C421 | GI08



MOONLIGHT
45x45 cm C422 | GI08

SPECIAL PIECES



Stairstep
Degrau / Nez-de-Marche
Stufe / Peldaño
45x45x0.85 cm | GJ21

Skirting
Rodapé / Plinthe
Sockel / Rodapié
8x45x0.85 cm | GJ03

PACKAGING


Sizes (cm) Dimensão / Format Maße / Formato	Pieces Peças / Pièces Stück / Piezas	SQM M²	Weight Peso / Poids Gewicht / Peso	Box Caixa / Bolte Karton / Caja	SQM M²	Weight Peso / Poids Gewicht / Peso
30x60x0.85	8	1.460	20.63	32	46.720	680
26.7x41.6x0.77	9	1.000	13.13	78	78.000	1044
45x45x0.85	5	1.010	18.23	36	36.360	671

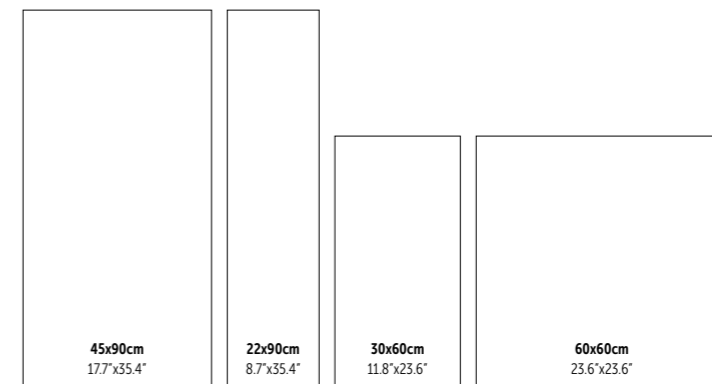


MUSTANG SLATE

The triumph of design and natural beauty of natural slate.

O triunfo do design e da beleza da ardósia natural.
 Le triomphe du design et de la beauté de l'ardoise naturelle.
 Der Triumph von Design und Schönheit des Naturschiefers.
 El triunfo del diseño y la belleza de pizarra natural.

 **Porcelain Tiles**
 Wall & Floor



5 Colours



SEE IT IN YOUR ROOM!

Mustang Slate Black 59.2x59.2 cm ret. P6062R




Wall:
Mustang Slate Light Grey 22.05x88.8 cm ret. P9076RC2
Mosaic Mustang Slate Dark Grey 29.5x29.5 cm DC945

Floor:
Mustang Slate Light Grey 44.3x88.8 cm ret. P9076R



Mustang Slate White 59.2x59.2 cm ret. P6063R




WHITE
44.3x88.8 cm ret. P9079R | GD13



BEIGE
44.3x88.8 cm ret. P9080R | GD13



WHITE
22.05x88.8 cm ret. P9079RC2 | GD15




BEIGE
22.05x88.8 cm ret. P9080RC2 | GD15



WHITE
59.2x59.2 cm ret. 60x60 cm P6063R | GD09
P6063 | GC11



BEIGE
59.2x59.2 cm ret. 60x60 cm P6064R | GD09
P6064 | GC11




WHITE
29.5x59.2 cm ret. 30x60 cm P3043R | GD07
P3043 | GC07



BEIGE
29.5x59.2 cm ret. 30x60 cm P3044R | GD07
P3044 | GC07




INFINITY MUSTANG SLATE WHITE
(PIECE) 29.5x59.2x0.85 cm DC949 | GJ44



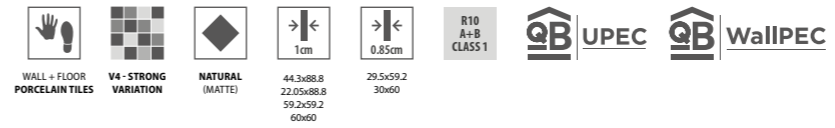
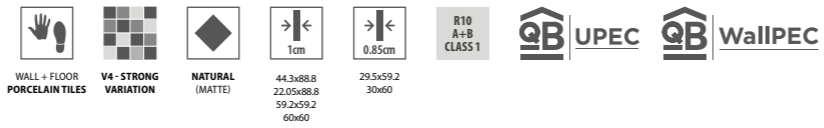
MOSAIC MUSTANG SLATE WHITE
(4.7X4.7 cm) (PIECE) 29.5x29.5x0.85 cm DC947 | GJ36



INFINITY MUSTANG SLATE BEIGE
(PIECE) 29.5x59.2x0.85 cm DC950 | GJ44



MOSAIC MUSTANG SLATE BEIGE
(4.7X4.7 cm) (PIECE) 29.5x29.5x0.85 cm DC948 | GJ36



LIGHT GREY
44.3x88.8 cm ret. P9076R | GD13



DARK GREY
44.3x88.8 cm ret. P9077R | GD13



BLACK
44.3x88.8 cm ret. P9078R | GD13



LIGHT GREY
22.05x88.8 cm ret. P9076RC2 | GD15



DARK GREY
22.05x88.8 cm ret. P9077RC2 | GD15




BLACK
22.05x88.8 cm ret. P9078RC2 | GD15



LIGHT GREY
59.2x59.2 cm ret. 60x60 cm P6060R | GD09 P6060 | GC11



DARK GREY
59.2x59.2 cm ret. 60x60 cm P6061R | GD09 P6061 | GC11



BLACK
59.2x59.2 cm ret. 60x60 cm P6062R | GD09 P6062 | GC11



LIGHT GREY
29.5x59.2 cm ret. 30x60 cm P3040R | GD07 P3040 | GC07



DARK GREY
29.5x59.2 cm ret. 30x60 cm P3041R | GD07 P3041 | GC07



BLACK
29.5x59.2 cm ret. 30x60 cm P3042R | GD07 P3042 | GC07




INFINITY MUSTANG SLATE LIGHT GREY
(PIECE)
29.5x59.2x0.85 cm DC941 | GJ44




MOS. MUSTANG SLATE LIGHT GREY
(4.7X4.7 cm) (PIECE)
29.5x29.5x0.85 cm DC944 | GJ36




INFINITY MUSTANG SLATE DARK GREY
(PIECE)
29.5x59.2x0.85 cm DC942 | GJ44



MOS. MUSTANG SLATE DARK GREY
(4.7X4.7 cm) (PIECE)
29.5x29.5x0.85 cm DC945 | GJ36



INFINITY MUSTANG SLATE BLACK
(PIECE)
29.5x59.2x0.85 cm DC943 | GJ44



MOSAIC MUSTANG SLATE BLACK
(4.7X4.7 cm) (PIECE)
29.5x29.5x0.85 cm DC946 | GJ36



Infinity Mustang Slate Black 29.5x59.2 cm DC943

PACKAGING

Sizes (cm) Dimensão . Format Maße . Formato	Pieces Peças . Pièces Stück . Piezas	SQM M²	Weight Peso . Poids Gewicht . Peso	Box Caixa . Bolte Karton . Caja	SQM M²	Weight Peso . Poids Gewicht . Peso
44.3x88.8x1 ret.	2	0.787	17.72	43	33.841	782
22.05x88.8x1 ret.	5	0.980	21.67	44	43.120	973
59.2x59.2x1 ret.	3	1.050	23.20	36	37.800	855
29.5x59.2x0.85 ret.	7	1.220	22.60	40	48.800	924
60x60x1	3	1.080	23.78	36	38.880	876
30x60x0.85	7	1.260	23.40	40	50.400	956

SPECIAL PIECES

Skirting Rodapé . Plinthe Sockel . Rodapié	Step Extra Fluted* Degrau Espessurado . Nez de Marche Forte Epaisseur Winkelstufe . Peldafo con Espesor	Stairstep Degrau . Nez-de-Marche Stufe . Peldafo
8x44.3x1 cm ret. GJ09	29.5x88.8x1 cm ret. GJ59	44.3x88.8x1 cm ret. GJ46
8x59.2x1 cm ret. GJ14	29.5x59.2x1 cm ret. GJ58	59.2x59.2x1 cm ret. GJ42
8x59.2x0.85 cm ret. GJ14	29.5x59.2x0.85 cm ret. GJ58	29.5x59.2x1 cm ret. GJ33
8x60x1 cm GJ10		29.5x59.2x0.85 cm ret. GJ30
8x60x0.85 cm GJ10		60x60x1 cm GJ36
		30x60x1 cm GJ28
		30x60x0.85 cm GJ24


* Minimum of 10 pieces . Quantidade minima de 10 peças . Quantité minimum de 10 pièces . Mindestmenge: 10 Stücke . Cantidad minima de 10 piezas



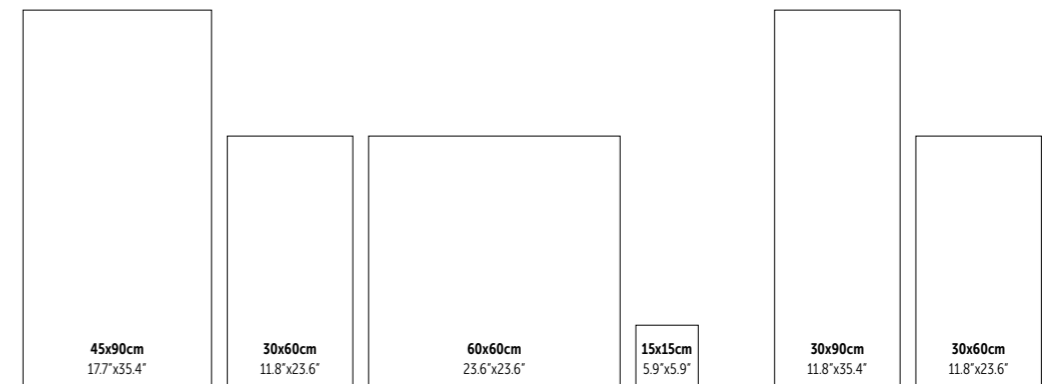
URBAN STONE

Authentic stone spirit, in keeping with the latest urban trends.

Espírito autêntico da pedra ao estilo das últimas tendências urbanas.
 Esprit authentique de la pierre dans le style des dernières tendances urbaines.
 Authentischer Steingeist im Stil der neuesten urbanen Trends.
 Espíritu de piedra auténtico al estilo de las últimas tendencias urbanas.

 **Porcelain Tiles**
Wall & Floor

 **Wall Tiles**
Wall



3 Colours



SEE IT IN YOUR ROOM!


Wall:
 Mosaic Herring Urban Stone Grey 24.5x27.5 cm DC5009
 Urban Stone Grey 30x90 cm ret. R3206R

Floor:
 Urban Stone Grey 59.2x59.2 cm ret. Natural P6102R

URBAN STONE



MARBLE & STONE



Wall:
Urban Stone Greige 30x90 cm ret. R3205R
Mosaic Herring Urban Stone Greige 24.5x27.5 cm DC5008

Floor:
Urban Stone Greige 59.2x59.2 cm ret. Natural P6101R



GREIGE
44.3x88.8 cm ret. P9111R | GD13




GREY
44.3x88.8 cm ret. P9112R | GD13



ANTHRACITE
44.3x88.8 cm ret. P9113R | GD13




GREIGE
59.2x59.2 cm ret. 60x60 cm. P6101R | GD09




GREIGE
14.6x14.6 cm ret. P6101RC5 | GD22



GREY
59.2x59.2 cm ret. 60x60 cm. P6102R | GD09




GREY
14.6x14.6 cm ret. P6102RC5 | GD22



ANTHRACITE
59.2x59.2 cm ret. 60x60 cm. P6103R | GD09



ANTHRACITE
14.6x14.6 cm ret. P6103RC5 | GD22




GREIGE
29.5x59.2 cm ret. 30x60 cm. P3091R | GD07



MOSAIC URBAN STONE GREIGE
(4.7X4.7 cm) (PIECE) DC4001 | GJ35



GREY
29.5x59.2 cm ret. 30x60 cm. P3092R | GD07



MOSAIC URBAN STONE GREY
(4.7X4.7 cm) (PIECE) DC4002 | GJ35



ANTHRACITE
29.5x59.2 cm ret. 30x60 cm. P3093R | GD07



MOS. URBAN STONE ANTHRACITE
(4.7X4.7 cm) (PIECE) DC4003 | GJ35

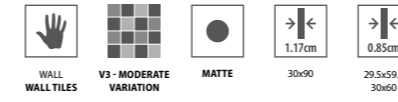
SPECIAL PIECES

Stairstep Degrau . Nez-de-Marche Stufe . Peldaño	Step Extra Fluted* Degrau Espessurado . Nez de Marche Forte Épaisseur Winkelstufe . Peldaño con Espesor	Skirting Rodapé . Plinthe Socket . Rodapié
44.3x88.8x1 cm ret. GJ46	29.5x88.8x1 cm ret. GJ59	8x44.3x1 cm ret. GJ09
59.2x59.2x1 cm ret. GJ42	29.5x59.2x1 cm ret. GJ58	8x59.2x1 cm ret. GJ14
29.5x59.2x1 cm ret. GJ33	29.5x59.2x0.85 cm ret. GJ58	8x59.2x0.85 cm ret. GJ14
29.5x59.2x0.85 cm ret. GJ30		8x60x1 cm GJ10
60x60x1 cm GJ36		8x60x0.85 cm GJ10
30x60x1 cm GJ28		
30x60x0.85 cm GJ24		

PACKAGING

Sizes (cm) Dimensão . Format Maße . Formato	Pieces Peças . Pièces Stück . Piezas	SQM M²	Weight Peso . Poids Gewicht . Peso	Box Caixa . Boite Karton . Caja	SQM M²	Weight Peso . Poids Gewicht . Peso
44.3x88.8x1 ret.	2	0.787	17.72	43	33.841	782
59.2x59.2x1 ret.	3	1.050	23.20	36	37.800	855
29.5x59.2x0.85 ret.	7	1.220	22.60	40	48.800	924
14.6x14.6x1 ret.	38	0.810	16.84	52	42.120	925
60x60x1	3	1.080	23.78	36	38.880	876
30x60x0.85	7	1.260	23.40	40	50.400	956

* Minimum of 10 pieces . Quantidade mínima de 10 peças . Quantité minimum de 10 pièces . Mindestmenge: 10 Stücke . Cantidad mínima de 10 piezas



Wall:
 Urban Stone Anthracite 29.5x59.2 cm ret. R3736R
 Urban Stone Greige 29.5x59.2 cm ret. R3734R

Floor:
 Urban Stone Greige 59.2x59.2 cm ret. Natural P6101R



GREIGE
 30x90 cm ret. R3205R | GB11




ANTHRACITE
 30x90 cm ret. R3207R | GB11



MURETTO MIX GREIGE ^{m²}
 30x90 cm ret. R3208R | GB14



ANTHRACITE
 29.5x59.2 cm ret. R3736R | GB06
 30x60 cm R3736 | GA14




GREIGE
 29.5x59.2 cm ret. R3734R | GB06
 30x60 cm R3734 | GA14



MOSAIC URBAN STONE GREIGE
 (2.5X2.5 cm) (PIECE)
 29.5x29.5x0.85 cm DC2001 | GJ35



MOS. URBAN STONE ANTHRACITE
 (2.5X2.5 cm) (PIECE)
 29.5x29.5x0.85 cm DC2003 | GJ35



MOSAIC MIX URBAN STONE
 (2.5X2.5 cm) (PIECE)
 29.5x29.5x0.85 cm DC2004^(A) | GJ36



MURETTO MIX GREIGE ^{m²}
 29.5x59.2 cm ret. R3737R | GB08
 30x60 cm R3737 | GA18



MOSAIC HERRING URBAN STONE GREIGE
 (2.8X6.5 cm) (PIECE)
 24.5x27.5x0.85 cm DC5008 | GJ33

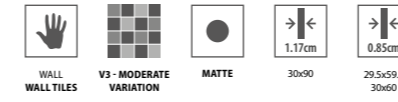


MOSAIC HERRING URBAN STONE ANTHRACITE
 (2.8X6.5 cm) (PIECE)
 24.5x27.5x0.85 cm DC5010 | GJ33

^(A) Random Drawing - Desenho Aleatório - Dessin Aléatoire
 Wechselndes Design - Diseño Aleatorio



Mosaic Herring Urban Stone Greige 24.5x27.5 cm DC5008




GREY
30x90 cm ret. R3206R | GB11



MURETTO MIX GREY
30x90 cm ret. R3209R | GB14



GREY
29.5x59.2 cm ret.
30x60 cm R3735R | GB06
R3735 | GA14



MOSAIC URBAN STONE GREY
(2.5X2.5 cm) (PIECE)
29.5x29.5x0.85 cm DC2002 | GJ35



MURETTO MIX GREY
29.5x59.2 cm ret.
30x60 cm R3738R | GB08
R3738 | GA18



MOSAIC HERRING URBAN STONE GREY
(2.8X6.5 cm) (PIECE)
24.5x27.5x0.85 cm DC5009 | GJ33

SPECIAL PIECES



Profile

Perfil . Profil
Profil . Perfil

2x30x1.17 cm ret. | GJ35

2x59.2x0.85 cm ret. | GJ44

2x29.5x0.85 cm ret. | GJ35

Urban Stone Grey 30x90 cm ret. R3206R



Muretto Mix Urban Stone Grey

PACKAGING


Size (cm) Dimensão . Format Maße . Formato	Pieces Peças . Pièces Stück . Piezas	SQM M ²	Weight Peso . Poids Gewicht . Peso	Box Caixa . Boite Karton . Caja	SQM M ²	Weight Peso . Poids Gewicht . Peso
30x90x1.17 ret.	4	1.080	21.32	40	43.200	872
29.5x59.2x0.85 ret.	8	1.400	19.81	32	44.800	654
30x60x0.85	8	1.460	20.63	32	46.720	680

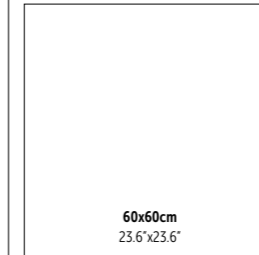


BALANCE


Harmonious and welcoming spaces.

Espaços harmoniosos e acolhedores.
 Espaces harmonieux et accueillants.
 Harmonische und gemütliche Räume.
 Espacios armoniosos y acogedores.

 **Porcelain Tiles**
 Wall & Floor



 **Wall Tiles**
 Wall



4 Colours



SEE IT IN YOUR ROOM!

Wall:
 Balance Silver 30x90 cm ret. R3192R

Floor:
 Balance Silver 59,2x59,2 cm ret. P6092R



Muretto Balance Silver 29.5x59.2 cm ret. R3727R

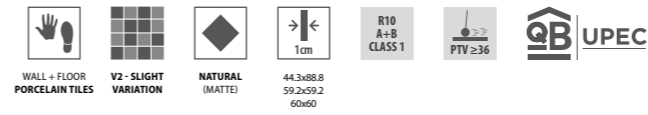
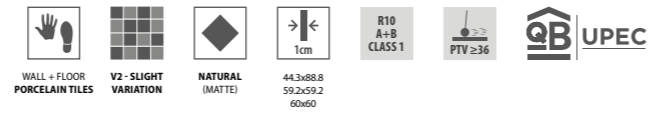


Cubic Balance Silver 30x90 cm ret. R3197R



Wall:
 Balance Grey 30x90 cm ret. R3193R
 Balance Ceppo di Gre 30x90 cm ret. R3195R
 Floor:
 Balance Grey 59.2x59.2 cm ret. P6093R

MARBLE & STONE



BEIGE
44.3x88.8 cm ret. ◆ P9091R | GD11




SILVER
44.3x88.8 cm ret. ◆ P9092R | GD11




BEIGE
59.2x59.2 cm ret.
60x60 cm ◆ P6091R | GD08
P6091 | GC07




SILVER
59.2x59.2 cm ret.
60x60 cm ◆ P6092R | GD08
P6092 | GC07




MOSAIC BALANCE BEIGE
(4.7X4.7 CM) (PIECE) ◆ DC985 | GJ28
29.5x29.5x1 cm



MOSAIC BALANCE SILVER
(4.7X4.7 CM) (PIECE) ◆ DC986 | GJ28
29.5x29.5x1 cm




GREY
44.3x88.8 cm ret. ◆ P9093R | GD11



CEPPO DI GRE
44.3x88.8 cm ret. ◆ P9094R | GD11




GREY
59.2x59.2 cm ret.
60x60 cm ◆ P6093R | GD08
P6093 | GC07



CEPPO DI GRE
59.2x59.2 cm ret.
60x60 cm ◆ P6094R | GD08
P6094 | GC07



MOSAIC BALANCE GREY
(4.7X4.7 CM) (PIECE) ◆ DC987 | GJ28
29.5x29.5x1 cm



MOSAIC BALANCE CEPPO DI GRE
(4.7X4.7 CM) (PIECE) ◆ DC988 | GJ28
29.5x29.5x1 cm

SPECIAL PIECES

Stairstep Degrau . Nez-de-Marche Stufe . Peldaño	Step Extra Fluted* Degrau Espessurado. Nez de Marche Forte Epaisseur Winkelstufe . Peldaño con Espesor	Skirting Rodapé . Plinthe Socket . Rodapié
44.3x88.8x1 cm ret. GJ46	29.5x88.8x1 cm ret. GJ59	8x44.3x1 cm ret. GJ09
59.2x59.2x1 cm ret. GJ42	29.5x59.2x1 cm ret. GJ58	8x59.2x1 cm ret. GJ14
29.5x59.2x1 cm ret. GJ33		8x60x1 cm GJ10
60x60x1 cm GJ36		
30x60x1 cm GJ28		

PACKAGING

Sizes (cm) Dimensão . Format Maße . Formato	Pieces Peças . Pièces Stück . Piezas	SQM M ²	Weight Peso . Poids Gewicht . Peso	Box Caixa . Bolte Karton . Caja	SQM M ²	Weight Peso . Poids Gewicht . Peso
44.3x88.8x1 ret.	2	0.787	17.72	43	33.841	782
59.2x59.2x1 ret.	3	1.050	23.20	36	37.800	855
60x60x1	3	1.080	23.78	36	38.880	876

* Minimum of 10 pieces . Quantidade mínima de 10 peças . Quantité minimum de 10 pièces . Mindestmenge: 10 Stücke . Cantidad mínima de 10 piezas



Wall:
Balance Beige 30x90 cm ret. R3191R
Muretto Balance Beige 30x90 cm ret. R3201R

Floor:
Balance Beige 59.2x59.2 cm ret. P6091R




BEIGE
 30x90 cm ret. R3191R | GB10



MURETTO BEIGE m²
 30x90 cm ret. R3201R | GB13



CUBIC BEIGE m²
 30x90 cm ret. R3196R | GB13




BEIGE
 29.5x59.2 cm ret. R3717R | GB04
 30x60 cm R3717 | GA12



MURETTO BEIGE m²
 29.5x59.2 cm ret. R3726R | GB07
 30x60 cm R3726 | GA15



CUBIC BEIGE m²
 30x60 cm R3723 | GA15



MOSAIC BALANCE BEIGE
 (2.5X2.5 CM) (PIECE) DC2039 | GJ32
 29.5x29.5x0.85 cm




SILVER
 30x90 cm ret. R3192R | GB10



MURETTO SILVER m²
 30x90 cm ret. R3202R | GB13



CUBIC SILVER m²
 30x90 cm ret. R3197R | GB13




SILVER
 29.5x59.2 cm ret. R3718R | GB04
 30x60 cm R3718 | GA12



MURETTO SILVER m²
 29.5x59.2 cm ret. R3727R | GB07
 30x60 cm R3727 | GA15

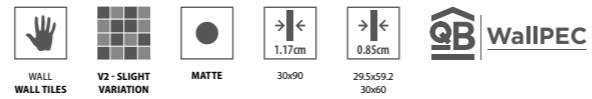


CUBIC SILVER m²
 30x60 cm R3724 | GA15




MOSAIC BALANCE SILVER
 (2.5X2.5 CM) (PIECE) DC2040 | GJ32
 29.5x29.5x0.85 cm

BALANCE



GREY
30x90 cm ret. R3193R | GB10



CEPPO DI GRE
30x90 cm ret. R3195R | GB10



MURETTO GREY ^{m²}
30x90 cm ret. R3203R | GB13



CEPPO DI GRE
29.5x59.2 cm ret. R3722R | GB04
30x60 cm R3722 | GA12



CUBIC GREY ^{m²}
30x90 cm ret. R3198R | GB13




GREY
29.5x59.2 cm ret. R3719R | GB04
30x60 cm R3719 | GA12



MURETTO GREY ^{m²}
29.5x59.2 cm ret. R3728R | GB07
30x60 cm R3728 | GA15



CUBIC GREY ^{m²}
30x60 cm R3725 | GA15



MOSAIC BALANCE GREY
(2.5X2.5 CM) (PIECE)
29.5x29.5x0.85 cm DC2041 | GJ32

SPECIAL PIECES



Profile
Perfil . Profil
Profil . Profil

2x30x1.17 cm ret. | GJ35
2x59.2x0.85 cm ret. | GJ44
2x29.5x0.85 cm ret. | GJ35

PACKAGING



Sizes (cm) Dimensão . Format Maße . Formato	Pieces Peças . Pièces Stück . Piezas	SQM M²	Weight Peso . Poids Gewicht . Peso	Box Caixa . Boite Karton . Caja	SQM M²	Weight Peso . Poids Gewicht . Peso
30x90x1.17 ret.	4	1.080	21.32	40	43.200	872
29.5x59.2x0.85 ret.	8	1.400	19.81	32	44.800	654
30x60x0.85	8	1.460	20.63	32	46.720	680



Balance Ceppo di Gre 30x90 cm ret. R3195R

MARBLE & STONE

SERENA


Serene and elegant spaces.

Espaços serenos e elegantes.
Espaces sereins et élégants.
Ruhige und elegante Räume.
Espacios amplios y elegantes.

 **Wall Tiles**
Wall



2 Colours




Wall:
Serena Beige 30x90 cm ret. R3224R
Prisma Serena Beige 30x90 cm ret. R3226R
Mosaic Herring Serena Beige 24.5x27.5 cm DC5011

Floor:
Noble Raffia 22.05x88.8 cm ret. Natural P9114C2
Noble Raffia 14.5x88.8 cm ret. Natural P9114C3






Prisma Serena Grey 30x90 cm ret. R3227R



BEIGE
30x90 cm ret. R3224R | GB10



GREY
30x90 cm ret. R3225R | GB10



PRISMA BEIGE m²
30x90 cm ret. R3226R | GB14



PRISMA GREY m²
30x90 cm ret. R3227R | GB14



MOSAIC HERRING SERENA BEIGE (2.8X6.5 cm)
(PIECE) 24.5x27.5x1.17 cm DC5011 | GJ33



MOSAIC HERRING SERENA GREY (2.8X6.5 cm)
(PIECE) 24.5x27.5x1.17 cm DC5012 | GJ33

Wall:
Serena Grey 30x90 cm ret. R3225R
Floor:
Avenue Anthracite 59.2x59.2 cm ret. P6068R

SPECIAL PIECES



Profile
Perfil . Profil
2x30x1.17 cm ret. | GJ35

PACKAGING

Sizes (cm)	Pieces	SQM	Weight	Box	SQM	Weight
Dimensão . Format	Peças . Pièces	M²	Peso . Poids	Caixa . Boite	M²	Peso . Poids
Maße . Formato	Stück . Piezas		Gewicht . Peso	Karton . Caja		Gewicht . Peso
30x90x1.17 ret.	4	1.080	21.32	40	43.200	872

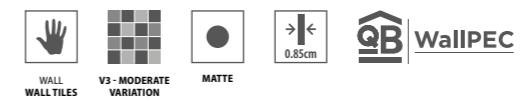


Wall:
Ocean Beige 29.5x59.2 cm R845R
 Floor:
Bosco Castagno 10x60 cm P3026C1

OCEAN

Soft and natural lines that invites to relax.

Linhas suaves e naturais que convidam ao relaxamento.
 Des lignes douces et naturelles qui invitent à la relaxation.
 Weichen und natürlichen Linien, die zum Entspannen einladen.
 Líneas suaves y naturales que invitan a relajarse.



BEIGE
 29.5x59.2 cm ret.
 30x60 cm
 R845R | GB04
 R845 | GA12



GREY
 29.5x59.2 cm ret.
 30x60 cm
 R846R | GB04
 R846 | GA12

SPECIAL PIECES



Profile	Perfil . Profil	Maße . Formato
2x59.2x0.85 cm ret. GJ44		
2x29.5x0.85 cm ret. GJ35		

PACKAGING



Sizes (cm)	Pieces	SQM	Weight	Box	SQM	Weight
Dimensão . Format	Peças . Pièces	M²	Peso . Poids	Caixa . Boîte	M²	Peso . Poids
Maße . Formato	Stück . Piezas		Gewicht . Peso	Karton . Caja		Gewicht . Peso
29.5x59.2x0.85 ret.	8	1.400	19.81	32	44.800	654
30x60x0.85	8	1.460	20.63	32	46.720	680



Granit Grey 45x45 cm C457

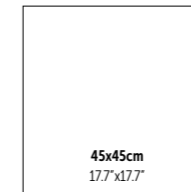
GRANIT

The eternal nobility of granite.


A eterna nobreza do granito.
La noblesse éternelle du granit.
Der ewige Adel des Granits.
La nobleza eterna del granito.




Glazed Floor Tiles
Wall & Floor



2 Colours



GRANIT







BEIGE
45x45 cm
C458 | G106



GREY
45x45 cm
C457 | G106



ARC BEIGE
45x45 cm
C456 | G107



ARC GREY
45x45 cm
C455 | G107



SPECIAL PIECES



PACKAGING

Sizes (cm)	Pieces	SQM	Weight	Box	SQM	Weight
Dimensão . Format	Peças . Pièces	M ²	Peso . Poids	Caixa . Boite	M ²	Peso . Poids
Maße . Formato	Stück . Piezas		Gewicht . Peso	Karton . Caja		Gewicht . Peso
45x45x0.85	5	1.010	18.23	36	36.360	671



COLOUR & DESIGN LOOK

DANDY	268
CHROMA	274
URBAN ATELIER	288
NEW ZELLIGE	300
ARABESQUE	310
SCALES	314
DETROIT	318
LIV'IN	326
DUNE	338
TOUCH	344
TERRA 1.4	350



DANDY

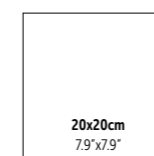
Recreation of timeless terrazzo for the elaboration of bold spaces.

Recriação do terrazzo intemporal para a criação de ambientes arrojados.
Réinterprétation de l'intemporalité du terrazzo pour créer des environnements audacieux.
Nachbildung von zeitlosem Terrazzo, um gewagte Umgebungen zu schaffen.
Recreación de terrazzo atemporal para crear entornos atrevidos.




Glazed Floor Tiles

Wall & Floor



5 Colours



SEE IT IN YOUR ROOM!

Dandy Grey 20x20 cm PH66
Dandy Terrazzo Grey 20x20 cm PH71



Dandy Terrazzo Anthracite 20x20 cm PH72
Dandy Anthracite 20x20 cm PH67

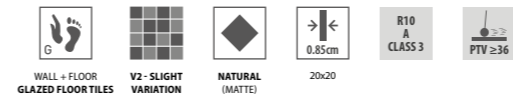


Wall:
Dandy Terrazzo Beige 20x20 cm PH70

Floor:
Dandy Beige 20x20 cm PH65



Wall:
Dandy Terrazzo White 20x20 cm PH69
Mosaic Dandy Terrazzo White 20x20 cm DC8006
Chroma Blush 13x13 cm C1311
Floor:
Dandy White 20x20 cm PH64



WHITE 20x20 cm PH64 G107	BEIGE 20x20 cm PH65 G107	GREY 20x20 cm PH66 G107	ANTHRACITE 20x20 cm PH67 G107	GREEN 20x20 cm PH68 G107
TERRAZZO WHITE 20x20 cm PH69 G111	TERRAZZO BEIGE 20x20 cm PH70 G111	TERRAZZO GREY 20x20 cm PH71 G111	TERRAZZO ANTHRACITE 20x20 cm PH72 G111	TERRAZZO GREEN 20x20 cm PH73 G111
MOSAIC DANDY WHITE (3.2X9.9 CM) (PIECE) 20x20 cm DC8001 GJ14	MOSAIC DANDY BEIGE (3.2X9.9 CM) (PIECE) 20x20 cm DC8002 GJ14	MOSAIC DANDY GREY (3.2X9.9 CM) (PIECE) 20x20 cm DC8003 GJ14	MOSAIC DANDY ANTHRACITE (3.2X9.9 CM) (PIECE) 20x20 cm DC8004 GJ14	MOSAIC DANDY GREEN (3.2X9.9 CM) (PIECE) 20x20 cm DC8005 GJ14
MOSAIC DANDY TERRAZZO WHITE (3.2X9.9 CM) (PIECE) 20x20 cm DC8006 GJ14	MOSAIC DANDY TERRAZZO BEIGE (3.2X9.9 CM) (PIECE) 20x20 cm DC8007 GJ14	MOSAIC DANDY TERRAZZO GREY (3.2X9.9 CM) (PIECE) 20x20 cm DC8008 GJ14	MOSAIC DANDY TERRAZZO ANTHRACITE (3.2X9.9 CM) (PIECE) 20x20 cm DC8009 GJ14	MOSAIC DANDY TERRAZZO GREEN (3.2X9.9 CM) (PIECE) 20x20 cm DC8010 GJ14



Mosaic Dandy Green 20x20 cm DC8005
Dandy Green 20x20 cm PH68
Dandy Terrazzo Green 20x20 cm PH73

SPECIAL PIECES



Skirting
 Rodapé . Plinthe
 Sockel . Rodapié
 8x20x0.85 cm | GJ01

PACKAGING



Sizes (cm)
 Dimensão . Format
 Maße . Formato
 20x20x0.85



Pieces
 Peças . Pièces
 Stück . Piezas
 20



SQM
 M²
 0.800



Weight
 Peso . Poids
 Gewicht . Peso
 14.44



Box
 Caixa . Boite
 Karton . Caja
 72



SQM
 M²
 57.600



Weight
 Peso . Poids
 Gewicht . Peso
 1060



Chroma Lichen Green 13x13 cm C1313

CHROMA

Modern and desaturated colours for elegant and timeless spaces.

Cores modernas e dessaturadas para ambientes elegantes e intemporais.
 Des couleurs modernes et douces pour des environnements élégants et intemporels.
 Moderne, helle Farben für elegante, zeitlose Umgebungen.
 Colores modernos y desaturados para entornos elegantes y atemporales.

 **Wall Tiles**
Wall

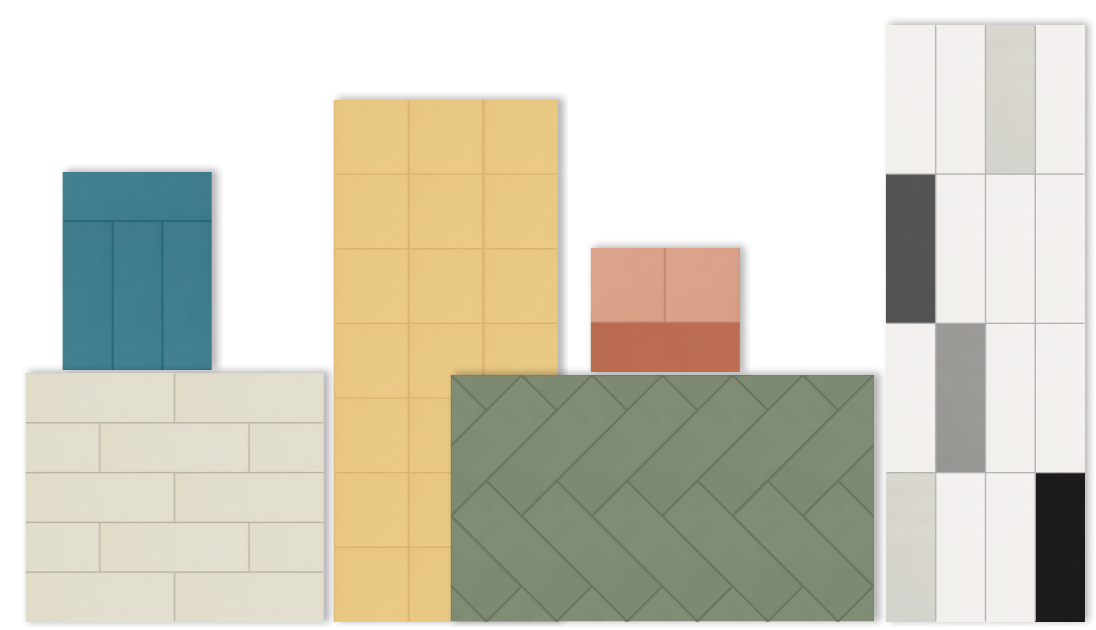
8x26cm
3.1"x10.2"

13x13cm
5.1"x5.1"




Over 50% of the 13x13 size present one glazed edge, allowing for perfect application finishes.
 Mais de 50% das peças 13x13 incluem uma aresta vidrada para garantir um acabamento perfeito.
 Plus de 50% des pièces au format 13x13 ont un bord émaillé afin de garantir une finition parfaite.
 Mehr als 50% der Fliesen 13x13 enthalten eine glasierte Kante, um ein perfekten Abschluss zu gewährleisten.
 Más del 50% de las piezas de 13x13 incluyen un borde acristalado para garantizar un acabado perfecto.

16 Colours

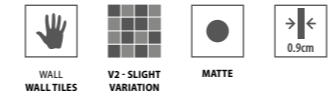


CHROMA




CHROMA






13x13cm



8.6x26.2cm



13x13cm




8.6x26.2cm



COTTON WHITE
13x13 cm

C1301 | GG03




OFF-WHITE
13x13 cm

C1302 | GG03



COTTON WHITE
8.6x26.2 cm

C0801 | GG03



OFF-WHITE
8.6x26.2 cm

C0802 | GG03



CHAMPAGNE
13x13 cm

C1303 | GG03



LINEN
13x13 cm

C1304 | GG03



CHAMPAGNE
8.6x26.2 cm

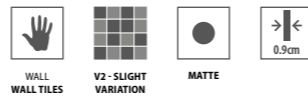
C0803 | GG03



LINEN
8.6x26.2 cm

C0804 | GG03

Chroma Off-White 13x13 cm C1302
Chroma Cotton White 8.6x26.2 cm C0801




13x13cm



GINKGO YELLOW

13x13 cm


C1309 | GG03




SAFFRON YELLOW

13x13 cm

C1310 | GG03




8.6x26.2cm



GINKGO YELLOW

8.6x26.2 cm

C0809 | GG03



SAFFRON YELLOW

8.6x26.2 cm

C0810 | GG03




13x13cm



BLUSH

13x13 cm

C1311 | GG03




MISTY CORAL

13x13 cm

C1312 | GG03



8.6x26.2cm



BLUSH

8.6x26.2 cm

C0811 | GG03



MISTY CORAL

8.6x26.2 cm

C0812 | GG03


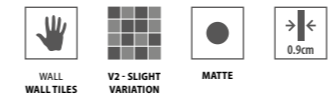


Chroma Blush 13x13 cm C1311
Chroma Misty Coral 8.6x26.2 cm C0812

COLOUR & DESIGN



Chroma Graphite 8.6x26.2 cm C0807




13x13cm



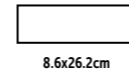
SOFT GREY
13x13 cm

C1305 | GG03



PEPPER GREY
13x13 cm

C1306 | GG03




8.6x26.2cm



SOFT GREY
8.6x26.2 cm

C0805 | GG03




PEPPER GREY
8.6x26.2 cm

C0806 | GG03




13x13cm



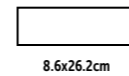
GRAPHITE
13x13 cm

C1307 | GG03




CHARCOAL BLACK
13x13 cm

C1308 | GG03



8.6x26.2cm



GRAPHITE
8.6x26.2 cm

C0807 | GG03

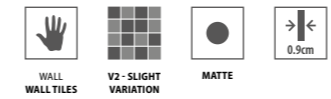


CHARCOAL BLACK
8.6x26.2 cm

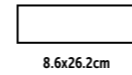
C0808 | GG03



Chroma Off-White 13x13 cm C1302
Chroma Misty Blue 13x13 cm C1316



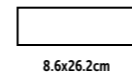
13x13cm




8.6x26.2cm



13x13cm



8.6x26.2cm




LICHEN GREEN
13x13 cm

C1313 | GG03




SAGE GREEN
13x13 cm

C1314 | GG03



LICHEN GREEN
8.6x26.2 cm

C0813 | GG03




SAGE GREEN
8.6x26.2 cm

C0814 | GG03




BLUE PEARL
13x13 cm

C1315 | GG03




MISTY BLUE
13x13 cm

C1316 | GG03



BLUE PEARL
8.6x26.2 cm

C0815 | GG03



MISTY BLUE
8.6x26.2 cm

C0816 | GG03

SPECIAL PIECES

Convex Quarter-Round	Convex Quarter-Round Corner	Concave Quarter-Round	Concave Quarter-Round Corner	Semi Round Bullnose
CV 3x13 GJ10	CCV 3x3 GJ10	CC 3x13 GJ10	CCC 3x3 GJ10	SR 2x13 GJ10

PACKAGING

Sizes (cm) Dimensão . Format Maße . Formato	Pieces Peças . Pièces Stück . Piezas	SQM M²	Weight Peso . Poids Gewicht . Peso	Box Caixa . Boîte Karton . Caja	SQM M²	Weight Peso . Poids Gewicht . Peso
8.6x26.2x0.9	25	0.563	8.74	72	40.536	645
13x13x0.9	25	0.420	6.49	144	60.480	955



Wall:
 Urban Atelier Papiro 6.7x14 cm Q6010
 Floor:
 Backstage Dark Grey 59.2x59.2 cm ret. Natural P6122R

URBAN ATELIER


Soft textures with unique colours for customized decor.

Suaves texturas com cores únicas para decorações personalizadas.
 Textures douces aux couleurs uniques pour des décorations personnalisées.
 Weiche Texturen mit einzigartigen Farben für individuelle Dekoration.
 Texturas suaves con colores únicos para decoraciones personalizadas.

 **Wall Tiles**
 Wall

14x14cm 5.5"x5.5"	7x14cm 2.8"x5.5"	10x10cm 3.9"x3.9"
----------------------	---------------------	----------------------

48 Colours



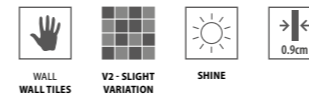
Urban ATELIER



Urban Atelier Cinza Escuro 6.7x14 cm Q6450



Urban Atelier Kiwi 10x10 cm A5710


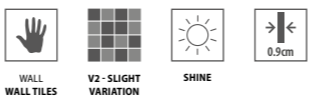


Urban Atelier Rosa Clara 10x10 cm A4800

TANGERINA 14x14 cm B2300 GG03 10x10 cm A2300 GG03	SALMÃO 14x14 cm B6300 GG03 10x10 cm A6300 GG03	PAPAIA 14x14 cm B6350 GG06 10x10 cm A6350 GG06	TEMPESTADE 14x14 cm B6110 GG03 10x10 cm A6110 GG03	ALFAZEMA 14x14 cm B6100 GG03 10x10 cm A6100 GG03	ÍNDIGO 14x14 cm B2100 GG03 10x10 cm A2100 GG03
LARANJA 14x14 cm B5200 GG06 10x10 cm A5200 GG06	ENCARNADO 14x14 cm B3700 GG06 10x10 cm A3700 GG06	SANGUE DE BOI 14x14 cm B3500 GG06 10x10 cm A3500 GG06	SAFIRA 14x14 cm B5000 GG03 10x10 cm A5000 GG03	TEJO 14x14 cm B5610 GG03 10x10 cm A5610 GG03	CELESTE 14x14 cm B5930 GG03 10x10 cm A5930 GG03
ROSA CLARA 14x14 cm B4800 GG03 10x10 cm A4800 GG03	ROSA VELHO 14x14 cm B4700 GG03 10x10 cm A4700 GG03	BERINGELA 14x14 cm B4500 GG03 10x10 cm A4500 GG03	TURQUESA 14x14 cm B5100 GG03 10x10 cm A5100 GG03	LAGOA 14x14 cm B5900 GG03 10x10 cm A5900 GG03	PETRÓLEO 14x14 cm B5600 GG03 10x10 cm A5600 GG03
ESMERALDA 14x14 cm B1420 GG03 10x10 cm A1420 GG03	VERDE ÁGUA 14x14 cm B1410 GG03 10x10 cm A1410 GG03	VERDE GARRAFA 14x14 cm B6210 GG06 10x10 cm A6210 GG06	ÁRTICO 14x14 cm B5910 GG03 10x10 cm A5910 GG03	NÓRDICO 14x14 cm B6410 GG03 10x10 cm A6410 GG03	ATLÂNTICO 14x14 cm B5620 GG03 10x10 cm A5620 GG03
KIWI 14x14 cm B5710 GG03 10x10 cm A5710 GG03	MENTA 14x14 cm B1310 GG03 10x10 cm A1310 GG03	BOSQUE 14x14 cm B6200 GG06 10x10 cm A6200 GG06	PÉROLA 14x14 cm B2910 GG03 10x10 cm A2910 GG03	CREME 14x14 cm B4310 GG03 10x10 cm A4310 GG03	MARFIM 14x14 cm B2920 GG03 10x10 cm A2920 GG03
AMARELO 14x14 cm B5800 GG03 10x10 cm A5800 GG03	ALFACE 14x14 cm B4900 GG03 10x10 cm A4900 GG03	VERDE NEGRO 14x14 cm B1200 GG09 10x10 cm A1200 GG09	AREIA 14x14 cm B6000 GG03 10x10 cm A6000 GG03	PAPIRO 14x14 cm B6010 GG03 10x10 cm A6010 GG03	CAMOMILA 14x14 cm B6020 GG03 10x10 cm A6020 GG03
CAMURÇA 14x14 cm B5500 GG03 10x10 cm A5500 GG03	CAMELO 14x14 cm B5510 GG03 10x10 cm A5510 GG03	BEGE 14x14 cm B0600 GG03 10x10 cm A0600 GG03	CINZA CLARO 14x14 cm B6400 GG03 10x10 cm A6400 GG03	CINZA ESCURO 14x14 cm B6450 GG03 10x10 cm A6450 GG03	BRANCO 14x14 cm B0300 GG03 10x10 cm A0300 GG03
CACAU 14x14 cm B0100 GG03 10x10 cm A0100 GG03	CASTANHO 14x14 cm B5060 GG03 10x10 cm A5060 GG03	ÂMBAR 14x14 cm B3600 GG06 10x10 cm A3600 GG06	PRETO 14x14 cm B3800 GG06 10x10 cm A3800 GG06	MARINHO 14x14 cm B3200 GG09 10x10 cm A3200 GG09	COBALTO 14x14 cm B5010 GG06 10x10 cm A5010 GG06

The colours **Âmbar**, **Bosque** and **Verde Garrafa** have a cracked effect as an inherent characteristic. | As cores **Âmbar**, **Bosque** e **Verde Garrafa** possuem um efeito craquelé como característica inerente. | Les couleurs **Âmbar**, **Bosque** et **Verde Garrafa** ont un effet craquelé comme une caractéristique inhérente. | Die Farben **Âmbar**, **Bosque** und **Verde Garrafa** haben als inhärente Eigenschaft einen Craquelé-Effekt. | Los colores **Âmbar**, **Bosque** y **Verde Garrafa** tienen un efecto craquelé como característica inherente.


Urban ATELIER



The colours **Âmbar** and **Bosque** have a cracked effect as an inherent characteristic.

As cores **Âmbar** e **Bosque** possuem um efeito craquelé como característica inerente. | Les couleurs **Âmbar** et **Bosque** ont un effet craquelé comme une caractéristique inhérente. | Die Farben **Âmbar** und **Bosque** haben als inhärente Eigenschaft einen Craquelé-Effekt. | Los colores **Âmbar** y **Bosque** tienen un efecto craquelé como característica inherente.

DECOR GLAM (12 DIFFERENT PIECES)



^(A) The Glam decoration consists in a set of 12 different pieces. In each box the combination of pieces is completely random. Handmade product subject to variations.

^(A) A decoração Glam é composta por um conjunto de 12 peças diferentes. Em cada caixa a combinação de peças é totalmente aleatória. Produto manual sujeito a variações.

^(A) La décoration Glam se compose d'un ensemble de 12 pièces différentes. Dans chaque boîte, la combinaison des pièces est totalement aléatoire. Produit fabriqué à la main, sujet aux variations.

^(A) Die Glam Dekoration besteht aus einer Gruppe von 12 verschiedenen Teilen. In jedem Karton ist die Kombination völlig zufällig. Handgemachtes Produkt, der Variationen unterliegt.

^(A) La decoración Glam consiste en un conjunto de 12 piezas diferentes. En cada caja la combinación de piezas es totalmente aleatoria. Producto manual sujeto a variaciones.



Urban Atelier Atlântico 10x10 cm A5620
Decor Glam Urban Atelier Atlântico 10x10 cm M5620



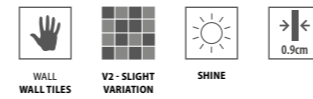
Urban Atelier Âmbar 10x10 cm A3600
Decor Glam Urban Atelier Âmbar 10x10 cm M3600



Credo Restaurant, Norway
Photography: Geir Mogen

Urban Atelier Bosque 6.7x14 cm Q6200

Urban ATELIER



TANGERINA 6.7x14 cm Q2300 GG04	SALMÃO 6.7x14 cm Q6300 GG04	PAPAIA 6.7x14 cm Q6350 GG07	TEMPESTADE 6.7x14 cm Q6110 GG04	ALFAZEMA 6.7x14 cm Q6100 GG04	ÍNDIGO 6.7x14 cm Q2100 GG04
LARANJA 6.7x14 cm Q5200 GG07	ENCARNADO 6.7x14 cm Q3700 GG07	SANGUE DE BOI 6.7x14 cm Q3500 GG07	SAFIRA 6.7x14 cm Q5000 GG04	TEJO 6.7x14 cm Q5610 GG04	CELESTE 6.7x14 cm Q5930 GG04
ROSA CLARA 6.7x14 cm Q4800 GG04	ROSA VELHO 6.7x14 cm Q4700 GG04	BERINGELA 6.7x14 cm Q4500 GG04	TURQUESA 6.7x14 cm Q5100 GG04	LAGOA 6.7x14 cm Q5900 GG04	PETRÓLEO 6.7x14 cm Q5600 GG04
ESMERALDA 6.7x14 cm Q1420 GG04	VERDE ÁGUA 6.7x14 cm Q1410 GG04	VERDE GARRAFA 6.7x14 cm Q6210 GG07	ÁRTICO 6.7x14 cm Q5910 GG04	NÓRDICO 6.7x14 cm Q6410 GG04	ATLÂNTICO 6.7x14 cm Q5620 GG04
KIWI 6.7x14 cm Q5710 GG04	MENTA 6.7x14 cm Q1310 GG04	BOSQUE 6.7x14 cm Q6200 GG07	PÉROLA 6.7x14 cm Q2910 GG04	CREME 6.7x14 cm Q4310 GG04	MARFIM 6.7x14 cm Q2920 GG04
AMARELO 6.7x14 cm Q5800 GG04	ALFACE 6.7x14 cm Q4900 GG04	VERDE NEGRO 6.7x14 cm Q1200 GG10	AREIA 6.7x14 cm Q6000 GG04	PAPIRO 6.7x14 cm Q6010 GG04	CAMOMILA 6.7x14 cm Q6020 GG04
CAMURÇA 6.7x14 cm Q5500 GG04	CAMELO 6.7x14 cm Q5510 GG04	BEGE 6.7x14 cm Q0600 GG04	CINZA CLARO 6.7x14 cm Q6400 GG04	CINZA ESCURO 6.7x14 cm Q6450 GG04	BRANCO 6.7x14 cm Q0300 GG04
CACAU 6.7x14 cm Q0100 GG04	CASTANHO 6.7x14 cm Q5060 GG04	ÂMBAR 6.7x14 cm Q3600 GG07	PRETO 6.7x14 cm Q3800 GG07	MARINHO 6.7x14 cm Q3200 GG10	COBALTO 6.7x14 cm Q5010 GG07

The colours **Âmbar**, **Bosque** and **Verde Garrafa** have a cracked effect as an inherent characteristic.
As cores **Âmbar**, **Bosque** e **Verde Garrafa** possuem um efeito craquelê como característica inerente. | Les couleurs **Âmbar**, **Bosque** et **Verde Garrafa** ont un effet craquelé comme une caractéristique inhérente.
Die Farben **Âmbar**, **Bosque** und **Verde Garrafa** haben als inhärente Eigenschaft einen Craquelé-Effekt. | Los colores **Âmbar**, **Bosque** y **Verde Garrafa** tienen un efecto craquelé como característica inherente.

SPECIAL PIECES

Convex Quarter-Round	Convex Quarter-Round Corner	Concave Quarter-Round	Concave Quarter-Round Corner	Semi Round Bullnose	Surface Bullnose
CV 3x10 GJ07	CCV 3x3 GJ09	CC 3x10 GJ07	CCC 3x3 GJ09	SRA 2x10 GJ09	SFA 2.5x10 GJ09
CV 3x14 GJ07		CC 3x14 GJ07		SRB 2x14 GJ10	SFB 2.5x14 GJ10






















PACKAGING

Sizes (cm) Dimensão . Format Maße . Formato	Pieces Pièces . Piezas Stück . Piezas	SQM M ²	Weight Peso . Poids Gewicht . Peso	Box Caixa . Boite Karton . Caja	SQM M ²	Weight Peso . Poids Gewicht . Peso
14x14x0.9	25	0.480	7.00	138	66.240	986
10x10x0.9	25	0.250	3.80	224	56.000	871
6.7x14x0.9	25	0.230	3.45	276	63.480	972

COLOUR PALETTE

COLOUR	ALELUIA CERÂMICAS	PANTONE	RAL	NCS
	TANGERINA	144C	1007	S 1070-Y30R
	SALMÃO	715C	1034	S 1050-Y40R
	PAPAIA	166C	2012	S 1070-Y70R
	LARANJA	1525C	2010	S 2070-Y60R
	ENCARNADO	485C 2X	3020	S 1080-Y90R
	SANGUE DE BOI	504C	3005	S 6030-R10B
	ROSA CLARA	701C	3015	S 2030-R10B
	ROSA VELHO	702C	3014	S 2050-R10B
	BERINGELA	5185C	4007	S 7020-R10B
	TEMPESTADE	533C	5013	S 6020-R70B
	ALFAZEMA	5285C	5014	S 4020-R70B
	ÍNDIGO	2726C	5002	S 3060-R70B
	SAFIRA	280C	5002	S 5040-R70B
	TEJO	5415C	5023	S 5020-B30G
	CELESTE	318C	6034	S 1030-B10G
	TURQUESA	562C	5021	S 3040-B50G
	LAGOA	569C	6033	S 4040-B50G
	PETRÓLEO	5473C	5009	S 5030-B30G
	ESMERALDA	346C	6019	S 2040-G10Y
	VERDE ÁGUA	577C	6019	S 1030-G30Y
	VERDE GARRAFA	3435C	6020	S 7020-G10Y
	KIWI	5777C	6025	S 2040-G70Y
	MENTA	575C	6010	S 4050-G30Y
	BOSQUE	350C	6002	S 6030-G10Y
	AMARELO	1235C	1003	S 1080-Y10R
	ALFACE	383C	6018	S 1060-G50Y
	VERDE NEGRO	3308C	6012	S 8010-B70G

COLOUR PALETTE

COLOUR	ALELUIA CERÂMICAS	PANTONE	RAL	NCS
	ÁRTICO	5455C	6034	S 0907-B80G
	NÓRDICO	5425C	5014	S 4020-R90B
	ATLÂNTICO	5405C		S 6020-B30G
	PÉROLA	4545C	9010	S 0505-Y
	CREME	4755C	9001	S 0907-Y70R
	MARFIM	WARM GRAY 1C	1013	S 0804-Y50R
	AREIA	460C	1000	S 1020-Y
	PAPIRO	1215C	1014	S 1030-Y
	CAMOMILA	122C	1012	S 1040-Y
	CINZA CLARO	422C	7038	S 2502-Y
	CINZA ESCURO	445C	7043	S 7502-B
	BRANCO		9016	S 0300-N
	CAMURÇA	730C	1011	S 3030-Y20R
	CAMELO	466C	1014	S 1515-Y20R
	BEGE	155C	1015	S 1010-Y30R
	CACAU	440C	8019	S 8010-Y90R
	CASTANHO	470C	8004	S 5040-Y50R
	ÂMBAR	139C	8001	S 2050-Y20R
	PRETO	BLACK 6 C 2X	8022	S 9000-N
	MARINHO	2768C	5013	S 6030-R70B
	COBALTO	2767C	5011	S 7020-R70B

The colour correspondences were made by approximation, and are therefore merely indicative.
 As correspondências de cores apresentadas foram feitas por aproximação, logo são meramente indicativas. La correspondance des couleurs présentées sont faites par proximité, donc ce sont des couleurs indicatifs. Die Farbensprechungen wurden durch Angleichung gemacht. Diese dienen lediglich zu Informationszwecken. Las correspondencias de color presentadas fueran hechas por aproximación, así que son meramente indicativas.

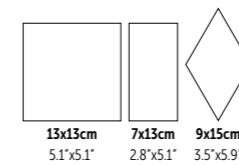


NEW ZELLIGE

Modern look with a handcrafted touch.

Visual moderno com um toque artesanal.
 Look moderne avec une touche artisanale.
 Moderner Look mit handgemachtem Touch.
 Visual moderno con un toque artesanal.

 **Wall Tiles**
Wall



9 Colours



New Zellige Navy 6.5x13 cm J0607



Deliberi Iso Omena Restaurant, Finland
Photography: Riitta Sourander - Emo Media

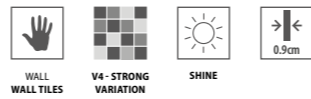
Diamond New Zellige Jade 9x15 cm LOS1304



New Zellige Burgundy 13x13 cm J1306



New Zellige Olive 13x13 cm J1308



13x13cm



GLACIAR
13x13 cm J1301 | GG04



SMOKE
13x13 cm J1303 | GG04



CHARCOAL
13x13 cm J1309 | GG06



6.5x13cm



GLACIAR
6.5x13 cm J0601 | GG05



SMOKE
6.5x13 cm J0603 | GG05




CHARCOAL
6.5x13 cm J0609 | GG07



9x15cm



DIAMOND GLACIAR m²
9x15 cm LOS1301 | GG10



DIAMOND SMOKE m²
9x15 cm LOS1303 | GG10



DIAMOND CHARCOAL m²
9x15 cm LOS1309 | GG11



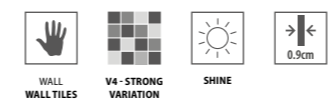
New Zellige Smoke 6.5x13 cm J0603



New Zellige Charcoal 13x13 cm J1309

COLOUR & DESIGN


NEW ZELLIGE



15x13cm



SKY
13x13 cm J1305 | GG04




NAVY
13x13 cm J1307 | GG06



JADE
13x13 cm J1304 | GG04




6.5x13cm



SKY
6.5x13 cm J0605 | GG05



NAVY
6.5x13 cm J0607 | GG07



JADE
6.5x13 cm J0604 | GG05



9x15cm



DIAMOND SKY m²
9x15 cm LOS1305 | GG10



DIAMOND NAVY m²
9x15 cm LOS1307 | GG11



DIAMOND JADE m²
9x15 cm LOS1304 | GG10



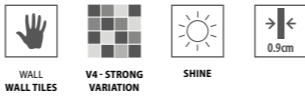
Wall:
New Zellige Jade 13x13 cm J1304

Floor:
Urban Stone Grey 59.2x59.2 cm ret. Natural P6102R



New Zellige Sky 6.5x13 cm J0605


NEW ZELLIGE



13x13cm



OLIVE
13x13 cm J1308 | GG06




BLUSH
13x13 cm J1302 | GG04




BURGUNDY
13x13 cm J1306 | GG06




6.5x13cm



OLIVE
6.5x13 cm J0608 | GG07



BLUSH
6.5x13 cm J0602 | GG05




BURGUNDY
6.5x13 cm J0606 | GG07



9x15cm



DIAMOND OLIVE m²
9x15 cm LOS1308 | GG11




DIAMOND BLUSH m²
9x15 cm LOS1302 | GG10



DIAMOND BURGUNDY m²
9x15 cm LOS1306 | GG11

FLOOR SUGGESTION



BOSCO NOCE (118) **BOSCO CASTAGNO** (118) **BOSCO NEBBIA** (118) **BOSCO GRIGIO** (118)

PACKAGING

Sizes (cm) Dimensão . Formato Maße . Format	Pieces Peças . Pièces Stück . Piezas	SQM M ²	Weight Peso . Poids Gewicht . Peso	Box Caixa . Boite Karton . Caja	SQM M ²	Weight Peso . Poids Gewicht . Peso
13x13x0.9	25	0.420	6.49	144	60.480	955
6.5x13x0.9	25	0.200	3.17	288	57.600	933
LOS 9x15x0.9	25	0.170	2.54	240	40.800	630



Diamond New Zellige Blush 9x15 cm LOS1302



Arabesque Cinza Claro 15x15 cm ARB6400

ARABESQUE


A classic pattern for unique spaces.

Um padrão clássico para espaços singulares.
Un motif classique pour les espaces singuliers.
Ein klassisches Muster für einzigartige Räume.
Un patrón clásico para espacios singulares.


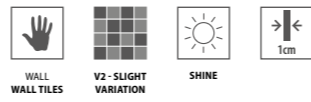
 **Wall Tiles**
Wall

 **15x15cm**
5.9"x5.9"

12 Colours



ARABESQUE



The colours **Âmbar** and **Bosque** have a crackled effect as an inherent characteristic. As cores **Âmbar** e **Bosque** possuem um efeito craquelê como característica inerente. Les couleurs **Âmbar** et **Bosque** ont un effet craquelé comme une caractéristique inhérente. Die Farben **Âmbar** und **Bosque** haben als inhärente Eigenschaft einen Craquelé-Effekt. Los colores **Âmbar** y **Bosque** tienen un efecto craquelé como característica inherente.

PACKAGING

Sizes (cm) Dimensão . Format Maße . Formato	Pieces Peças . Pièces Stück . Piezas	SQM M ²	Weight Peso . Poids Gewicht . Peso	Box Caixa . Bolte Karton . Caja	SQM M ²	Weight Peso . Poids Gewicht . Peso
15x15x1	14	0.180	3.32	138	24.840	473



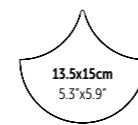


Scales Cobalto 13.5x15 cm SCL5010


SCALES

A creative way to dress up walls.

Uma forma criativa de vestir paredes.
Une façon créative d'habiller les murs.
Eine kreative Art, um Wände zu verkleiden.
Una forma creativa para vestir las paredes.



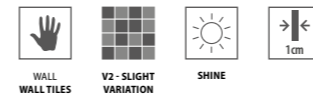
12 Colours





Scales Ártico 13.5x15 cm SCL5910
 Scales Nórdico 13.5x15 cm SCL6410
 Scales Atlântico 13.5x15 cm SCL5620

SCALES



WALL
WALL TILES

V2 - SLIGHT
VARIATION

SHINE

1cm



Scales Cinza Claro 13.5x15 cm SCL6400

The colours **Âmbar** and **Bosque** have a crackled effect as an inherent characteristic.
 As cores **Âmbar** e **Bosque** possuem um efeito craquelê como característica inerente.
 Les couleurs **Âmbar** et **Bosque** ont un effet craquelé comme une caractéristique inhérente.
 Die Farben **Âmbar** und **Bosque** haben als inhärente Eigenschaft einen Craquelé-Effekt.
 Los colores **Âmbar** y **Bosque** tienen un efecto craquelé como característica inherente.

PACKAGING

Sizes (cm) Dimensão . Format Maße . Formato	Pieces Peças . Pièces Stück . Piezas	SQM M ²	Weight Peso . Poids Gewicht . Peso	Box Caixa . Boîte Karton . Caja	SQM M ²	Weight Peso . Poids Gewicht . Peso
13.5x15x1	14	0.154	2.60	138	21.252	373



DETROIT

Tiles with a twist – For more than a statement look.


Cerâmicas com um toque de ousadia – uma verdadeira declaração de estilo.
Céramique avec une touche d'audace – une véritable déclaration de style.
Keramik mit einem Hauch von Kühnheit – ein echtes Statement für Stil.
Cerámica con un toque atrevido – una verdadera declaración de estilo.



FULL BODY **Extruded Porcelain Tiles**
Wall & Floor



8 Colours



SEE IT IN YOUR ROOM!

Detroit Dark Grey 7.2x29.5 cm K3012C7
Detroit Carbon 7.2x29.5 cm K3013C7
Detroit Terracota 7.2x29.5 cm K3014C7
Detroit Rose 7.2x29.5 cm K3015C7



Detroit Dark Grey 7.2x29.5 cm K3012C7



Detroit Blue 7.2x29.5 cm K3016C7

DETROIT



Detroit Ivory 7.2x29.5 cm K3010C7



Detroit Rose 7.2x29.5 cm K3015C7

COLOUR & DESIGN



Wall:
 Detroit Grey 7.2x29.5 cm K3011C7
 Detroit Dark Grey 7.2x29.5 cm K3012C7

Floor:
 Detroit Grey 7.2x29.5 cm K3011C7



WALL + FLOOR
 EXTRUDED
 PORCELAIN TILES



FULL
 BODY



V3 - MODERATE
 VARIATION



0.8cm



R10
 A
 CLASS 2




PTV ≥ 36



P3




7.2x29.5cm



IVORY
 7.2x29.5 cm

CI
 K3010C7 | GF16




ROSE
 7.2x29.5 cm

CI
 K3015C7 | GF21



GREY
 7.2x29.5 cm

CI
 K3011C7 | GF16




BLUE
 7.2x29.5 cm

CI
 K3016C7 | GF21



DARK GREY
 7.2x29.5 cm

CI
 K3012C7 | GF16




GREEN
 7.2x29.5 cm

CI
 K3017C7 | GF21



CARBON
 7.2x29.5 cm

CI
 K3013C7 | GF16



TERRACOTA
 7.2x29.5 cm

CI
 K3014C7 | GF21

PACKAGING

Sizes (cm)	Pieces	SQM	Weight	Box	SQM	Weight
Dimensão . Format	Peças . Pièces	M²	Peso . Poids	Caixa . Boite	M²	Peso . Poids
Maße . Formato	Stück . Piezas		Gewicht . Peso	Karton . Caja		Gewicht . Peso
7.2x29.5x0.8	23	0.489	8.60	98	47.922	858



SEE IT IN YOUR ROOM!


Wall:
 Liv'in Luna Grey 29.5x59.2 cm ret. R3743R
 Diamond Liv'in Cloud White 10x18 cm LOS1001
 Diamond Liv'in Luna Grey 10x18 cm LOS1003
 Diamond Liv'in Charcoal Black 10x18 cm LOS1004


Floor:
 Liv'in Charcoal Black 59.2x59.2 cm ret. P6106R

LIV'IN

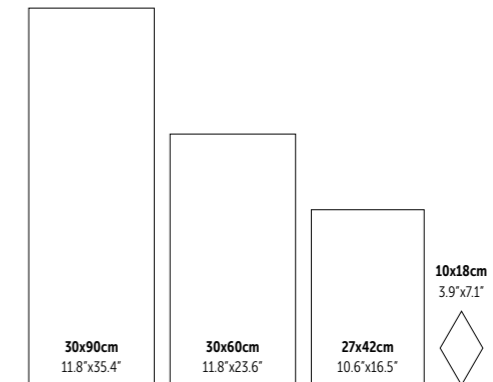
Stylish living areas.

Espaços para viver com estilo.
 Des espaces pour vivre avec style.
 Wohnräume mit Stil.
 Espacios para vivir con estilo.


 **Porcelain Tiles**
 Wall & Floor



 **Wall Tiles**
 Wall



7 Colours





Mosaic Diamond Liv'in Mix 1 18x21 cm DC7001



Brick Liv'in Olive Green 30x90 cm ret. R3222R




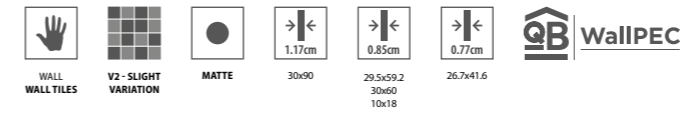
Wall:
 Liv'in Olive Green 29.5x59.2 cm ret. R3746R
 Liv'in Leather Greige 29.5x59.2 cm ret. R3742R
 Mosaic Herring Liv'in Leather Greige 24.5x27.5 cm DC5002

Floor:
 Liv'in Leather Greige 59.2x59.2 cm ret. P6104R



Wall:
 Liv'in Colonial Blue 30x90 cm ret. R3217R
 Diamond Liv'in Cloud White 10x18 cm LOS1001
 Diamond Liv'in Colonial Blue 10x18 cm LOS1007

Floor:
 Liv'in Luna Grey 59.2x59.2 cm ret. P6105R




CLOUD WHITE
 30x90 cm ret. R3211R | GB11




LEATHER GREIGE
 30x90 cm ret. R3212R | GB11



CLOUD WHITE
 29.5x59.2 cm ret. 30x60 cm
 R3741R | GB05
 R3741 | GA12



LEATHER GREIGE
 29.5x59.2 cm ret. 30x60 cm
 R3742R | GB05
 R3742 | GA12



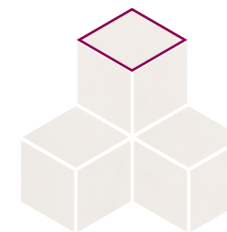
CLOUD WHITE
 26.7x41.6 cm R2731 | GA08



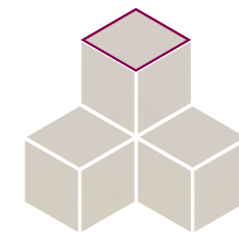
LEATHER GREIGE
 26.7x41.6 cm R2732 | GA08




10x18cm



DIAMOND CLOUD WHITE m²
 10x18 cm LOS1001 | GB26




DIAMOND LEATHER GREIGE m²
 10x18 cm LOS1002 | GB26



MOSAIC LIV'IN CLOUD WHITE (2.5X2.5 cm) (PIECE)
 29.5x29.5x0.85 cm DC2011 | GJ35



MOSAIC HERRING LIV'IN CLOUD WHITE (2.8X6.5 cm) (PIECE)
 24.5x27.5x0.85 cm DC5001 | GJ33



MOSAIC LIV'IN LEATHER GREIGE (2.5X2.5 cm) (PIECE)
 29.5x29.5x0.85 cm DC2012 | GJ35

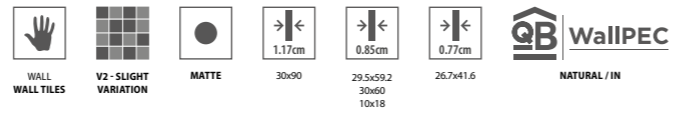


MOSAIC HERRING LIV'IN LEATHER GREIGE (2.8X6.5 cm) (PIECE)
 24.5x27.5x0.85 cm DC5002 | GJ33



MOSAIC DIAMOND LIV'IN MIX 1 (PIECE)
 18x21x0.85 cm DC7001* | GJ19


* Minimum of 10 pieces . Quantidade mínima de 10 peças . Quantité minimum de 10 pièces . Mindestmenge: 10 Stücke . Cantidad mínima de 10 piezas




LUNA GREY
30x90 cm ret. R3213R | GB11



CHARCOAL BLACK
30x90 cm ret. R3214R | GB11



LUNA GREY
29.5x59.2 cm ret. R3743R | GB05
30x60 R3743 | GA12



CHARCOAL BLACK
29.5x59.2 cm ret. R3744R | GB05
30x60 R3744 | GA12



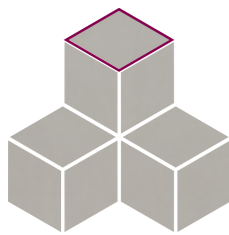
LUNA GREY
26.7x41.6 cm R2733 | GA08




CHARCOAL BLACK
26.7x41.6 cm R2734 | GA08




10x18cm



DIAMOND LUNA GREY m²
10x18 cm LOS1003 | GB26




DIAMOND CHARCOAL BLACK m²
10x18 cm LOS1004 | GB26



MOSAIC LIV'IN LUNA GREY (2.5X2.5 cm) (PIECE)
29.5x29.5x0.85 cm DC2013 | GJ35



MOSAIC HERRING LIV'IN LUNA GREY (2.8X6.5 cm) (PIECE)
24.5x27.5x0.85 cm DC5003 | GJ33



MOSAIC LIV'IN CHARCOAL BLACK (2.5X2.5 cm) (PIECE)
29.5x29.5x0.85 cm DC2014 | GJ35



MOSAIC HERRING LIV'IN CHARCOAL BLACK (2.8X6.5 cm) (PIECE)
24.5x27.5x0.85 cm DC5004 | GJ33



MOSAIC DIAMOND LIV'IN MIX 3 (PIECE)
18x21x0.85 cm DC7003* | GJ19




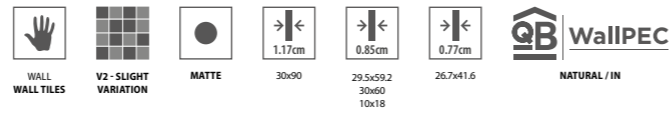
MOSAIC DIAMOND LIV'IN MIX 2 (PIECE)
18x21x0.85 cm DC7002* | GJ19

* Minimum of 10 pieces . Quantidade mínima de 10 peças . Quantité minimum de 10 pièces . Mindestmenge: 10 Stücke . Cantidad mínima de 10 piezas



Wall:
Brick Liv'in Blush Red 30x60 cm R3751
Liv'in Leather Greige 30x60 cm R3742
Liv'in Charcoal Black 30x60 cm R3744

Floor:
Liv'in Leather Greige 60x60 cm P6104



BLUSH RED
30x90 cm ret. R3215R | GB13




OLIVE GREEN
30x90 cm ret. R3216R | GB13




BRICK BLUSH RED m²
30x90 cm ret. R3221R | GB15



BRICK OLIVE GREEN m²
30x90 cm ret. R3222R | GB15



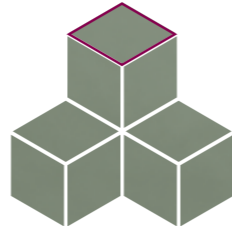
BLUSH RED
29.5x59.2 cm ret. R3745R | GB08
30x60 cm R3745 | GA16



DIAMOND BLUSH RED m²
10x18 cm LOS1005 | GB26



OLIVE GREEN
29.5x59.2 cm ret. R3746R | GB08
30x60 cm R3746 | GA16




DIAMOND OLIVE GREEN m²
10x18 cm LOS1006 | GB26



BRICK BLUSH RED m²
30x60 cm R3751 | GA19



BRICK OLIVE GREEN m²
30x60 cm R3752 | GA19



BLUSH RED
26.7x41.6 cm R2735 | GA12




BRICK BLUSH RED m²
26.7x41.6 cm R2741 | GA14



OLIVE GREEN
26.7x41.6 cm R2736 | GA12




BRICK OLIVE GREEN m²
26.7x41.6 cm R2742 | GA14



MOSAIC LIV'IN BLUSH RED (2.5X2.5 cm) (PIECE)
29.5x29.5x0.85 cm DC2015 | GJ35



MOSAIC HERRING LIV'IN BLUSH RED (2.8X6.5 cm) (PIECE)
24.5x27.5x0.85 cm DC5005 | GJ33




MOSAIC LIV'IN OLIVE GREEN (2.5X2.5 cm) (PIECE)
29.5x29.5x0.85 cm DC2016 | GJ35



MOSAIC HERRING LIV'IN OLIVE GREEN (2.8X6.5 cm) (PIECE)
24.5x27.5x0.85 cm DC5006 | GJ33



MOSAIC LIV'IN COLONIAL BLUE (2.5X2.5 cm) (PIECE)
29.5x29.5x0.85 cm DC2017 | GJ35



MOSAIC HERRING LIV'IN COLONIAL BLUE (2.8X6.5 cm) (PIECE)
24.5x27.5x0.85 cm DC5007 | GJ33



MOSAIC LIV'IN COLONIAL BLUE (2.5X2.5 cm) (PIECE)
29.5x29.5x0.85 cm DC2017 | GJ35



COLONIAL BLUE
30x90 cm ret. R3217R | GB13



BRICK COLONIAL BLUE m²
30x90 cm ret. R3223R | GB15



COLONIAL BLUE
29.5x59.2 cm ret. R3747R | GB08
30x60 cm R3747 | GA16



DIAMOND COLONIAL BLUE m²
10x18 cm LOS1007 | GB26




BRICK COLONIAL BLUE m²
30x60 cm R3753 | GA19



COLONIAL BLUE
26.7x41.6 cm R2737 | GA12



BRICK COLONIAL BLUE m²
26.7x41.6 cm R2743 | GA14



MOSAIC LIV'IN COLONIAL BLUE (2.5X2.5 cm) (PIECE)
29.5x29.5x0.85 cm DC2017 | GJ35



MOSAIC HERRING LIV'IN COLONIAL BLUE (2.8X6.5 cm) (PIECE)
24.5x27.5x0.85 cm DC5007 | GJ33



Wall:
Liv'in Colonial Blue 30x90 cm ret. R3217R
Mosaic Diamond Liv'in Mix 1 18x21 cm DC7001
Floor:
Liv'in Luna Grey 59.2x59.2 cm ret. P6105R

SPECIAL PIECES



Profile
Perfil . Profil
Profil . Perfil

2x30x1.17 cm ret. GJ35
2x59.2x0.85 cm ret. GJ44
2x29.5x0.85 cm ret. GJ35

PACKAGING


Dimensions (cm) Dimensão . Format Maße . Formato	Pieces Peças . Pièces Stück . Piezas	SQM M²	Weight Peso . Poids Gewicht . Peso	Box Caixa . Bolte Karton . Caja	SQM M²	Weight Peso . Poids Gewicht . Peso
30x90x1.17 ret.	4	1.080	21.32	40	43.200	872
29.5x59.2x0.85 ret.	8	1.400	19.81	32	44.800	654
30x60x0.85	8	1.460	20.63	32	46.720	680
26.7x41.6x0.77	9	1.000	13.13	78	78.000	1044
LOS 10x18x0.85	24	0.227	3.12	80	18.160	270




LEATHER GREIGE
59.2x59.2 cm ret.
60x60 cm
P6104R | GD09
P6104 | GC11




LUNA GREY
59.2x59.2 cm ret.
60x60 cm
P6105R | GD09
P6105 | GC11



CHARCOAL BLACK
59.2x59.2 cm ret.
60x60 cm
P6106R | GD09
P6106 | GC11



MOSAIC LIV'IN LEATHER GREIGE (4.7X4.7 cm)
(PIECE)
29.5x29.5x1 cm DC4011 | GJ35



MOSAIC LIV'IN LUNA GREY (4.7X4.7 cm)
(PIECE)
29.5x29.5x1 cm DC4012 | GJ35



MOSAIC LIV'IN CHARCOAL BLACK (4.7X4.7 cm)
(PIECE)
29.5x29.5x1 cm DC4013 | GJ35



Liv'in Luna Grey 59.2x59.2 cm ret. P6105R

COLOUR & DESIGN

SPECIAL PIECES

Stairstep Degrau . Nez-de-Marche Stufe . Peldaño	Step Extra Fluted* Degrau Espessurado . Nez de Marche Forte Epaisseur Winkelstufe . Peldaño con Espesor	Skirting Rodapé . Plinthe Sockel . Rodapié
59.2x59.2x1 cm ret. GJ42	29.5x59.2x1 cm ret. GJ58	8x59.2x1 cm ret. GJ14
29.5x59.2x1 cm ret. GJ33		8x60x1 cm GJ10
60x60x1 cm GJ36		
30x60x1 cm GJ28		

PACKAGING

Sizes (cm) Dimensão . Format Maße . Formato	Pieces Peças . Pièces Stück . Piezas	SQM M ²	Weight Peso . Poids Gewicht . Peso	Box Caixa . Bolte Karton . Caja	SQM M ²	Weight Peso . Poids Gewicht . Peso
59.2x59.2x1 ret.	3	1.050	23.20	36	37.800	855
60x60x1	3	1.080	23.78	36	38.880	876

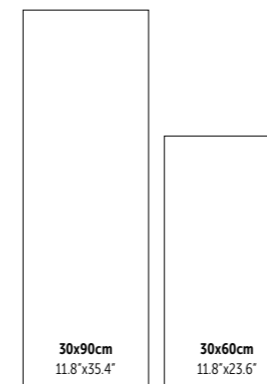
* Minimum of 10 pieces . Quantidade mínima de 10 peças . Quantité minimum de 10 pièces . Mindestmenge: 10 Stücke . Cantidad mínima de 10 piezas

DUNE

Revitalizing moments in relaxing spaces.

Momentos revitalizantes em espaços relaxantes.
Des moments revitalisants dans des espaces de détente.
Belebende Momente in entspannende Räume.
Momentos revitalizantes en espacios relajantes.

 **Wall Tiles**
Wall




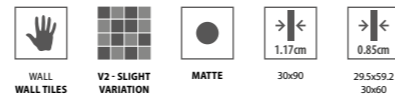
3 Colours



Dune Light Greige 30x90 cm ret. R3141R



Dune White 30x90 cm ret. R3140R



WHITE
30x90 cm ret. R3140R | GB11



LIGHT GREIGE
30x90 cm ret. R3141R | GB11



DARK GREIGE
30x90 cm ret. R3142R | GB11



DECOR MIRAGE WHITE (PIECE)
30x90 cm ret. D9100R | GJ47



DECOR MIRAGE LIGHT GREIGE (PIECE)
30x90 cm ret. D9101R | GJ47



DECOR MIRAGE DARK GREIGE (PIECE)
30x90 cm ret. D9102R | GJ47




FAIXA DUNE WHITE (PIECE)
5x90x1.17 cm F9100R | GJ21



FAIXA DUNE LIGHT GREIGE (PIECE)
5x90x1.17 cm F9101R | GJ21




FAIXA DUNE DARK GREIGE (PIECE)
5x90x1.17 cm F9102R | GJ21



WHITE
29.5x59.2 cm ret. 30x60 cm R870R | GB06
R870 | GA14



LIGHT GREIGE
29.5x59.2 cm ret. 30x60 cm R871R | GB06
R871 | GA14



DARK GREIGE
29.5x59.2 cm ret. 30x60 cm R872R | GB06
R872 | GA14



DECOR MIRAGE WHITE (PIECE)
29.5x59.2 cm ret. 30x60 cm D3000R | GJ37
D3000 | GJ36



DECOR MIRAGE LIGHT GREIGE (PIECE)
29.5x59.2 cm ret. 30x60 cm D3001R | GJ37
D3001 | GJ36



DECOR MIRAGE DARK GREIGE (PIECE)
29.5x59.2 cm ret. 30x60 cm D3002R | GJ37
D3002 | GJ36




FAIXA DUNE WHITE (PIECE)
4.7x59.2x0.85 cm 4.7x60x0.85 cm F870R | GJ15
F870 | GJ14




FAIXA DUNE LIGHT GREIGE (PIECE)
4.7x59.2x0.85 cm 4.7x60x0.85 cm F871R | GJ15
F871 | GJ14




FAIXA DUNE DARK GREIGE (PIECE)
4.7x59.2x0.85 cm 4.7x60x0.85 cm F872R | GJ15
F872 | GJ14




MOSAIC DUNE WHITE
(2.5X2.5 cm) (PIECE) 29.5x29.5x0.85 cm DC725^(A) | GJ30



MOSAIC DUNE LIGHT GREIGE
(2.5X2.5 cm) (PIECE) 29.5x29.5x0.85 cm DC726^(A) | GJ30



MOSAIC DUNE DARK GREIGE
(2.5X2.5 cm) (PIECE) 29.5x29.5x0.85 cm DC727^(A) | GJ30



MOSAIC MIX DUNE
(2.5X2.5 cm) (PIECE) 29.5x29.5x0.85 cm DC728^(A) | GJ26



Dune Dark Greige 30x90 cm ret. R3141R
Decor Mirage Dune Dark Greige 30x90 cm ret. D9102R
Mosaic Dune Dark Greige 29.5x29.5 cm DC727

SPECIAL PIECES



Profile
Perfil . Perfil
Profil . Perfil

2x30x1.17 cm ret. | GJ35

2x59.2x0.85 cm ret. | GJ44

2x29.5x0.85 cm ret. | GJ35

PACKAGING

Icon	Pieces	SQM	Weight	Box	SQM	Weight
Dimensão . Format	Peças . Pièces	M ²	Peso . Poids	Caixa . Boîte	M ²	Peso . Poids
Maße . Formato	Stück . Piezas		Gewicht . Peso	Karton . Caja		Gewicht . Peso
30x90x1.17 ret.	4	1.080	21.32	40	43.200	872
29.5x59.2x0.85 ret.	8	1.400	19.81	32	44.800	654
30x60x0.85	8	1.460	20.63	32	46.720	680

^(A) Random Drawing . Desenho Aleatório . Dessin Aléatoire . Wechseldes Design . Diseño Aleatorio




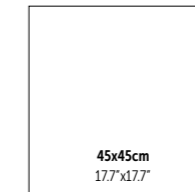
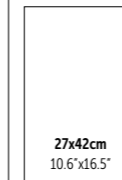
TOUCH

A touch of comfort by the blend of plaster and linen.

Um toque de conforto obtido através da mistura de gesso e linho.
 Une touche de confort obtenue en mélangeant plâtre et lin.
 Ein Hauch von Komfort durch eine Mischung aus Putz und Leinen.
 Un toque de confort obtenido mediante la mezcla de yeso y lino.

 **Wall Tiles**
Wall

 **Floor Tiles**
Wall & Floor



6 Colours



SEE IT IN YOUR ROOM!

Wall:
Touch Light Grey 29.5x59.2 cm ret. R3676R
Mosaic Touch Light Grey 29.5x29.5 cm DC755

Floor:
Noble Tortora 22.05x88.8 cm ret. Natural P9117C2
Noble Tortora 14.5x88.8 cm ret. Natural P9117C3



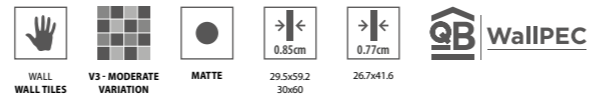
Touch Light Beige 29.5x59.2 cm ret. R3675R



Brick Touch Light 30x60 cm R3677



Touch Light 29.5x59.2 cm ret. R3674R



LIGHT
29.5x59.2 cm ret.
30x60 cm
R3674R | GB07
R3674 | GA14



LIGHT BEIGE
29.5x59.2 cm ret.
30x60 cm
R3675R | GB07
R3675 | GA14



LIGHT GREY
29.5x59.2 cm ret.
30x60 cm
R3676R | GB07
R3676 | GA14



BRICK LIGHT m²
30x60 cm
R3677 | GA17



BRICK LIGHT BEIGE m²
30x60 cm
R3678 | GA17



BRICK LIGHT GREY m²
30x60 cm
R3679 | GA17



LIGHT
26.7x41.6 cm
R2712 | GA09



LIGHT BEIGE
26.7x41.6 cm
R2713 | GA09



LIGHT GREY
26.7x41.6 cm
R2714 | GA09




BRICK LIGHT m²
26.7x41.6 cm
R2715 | GA11




BRICK LIGHT BEIGE m²
26.7x41.6 cm
R2716 | GA11




BRICK LIGHT GREY m²
26.7x41.6 cm
R2717 | GA11



MOSAIC TOUCH LIGHT
(2.5X2.5 cm) (PIECE)
29.5x29.5x0.85 cm DC753 | GJ36



MOSAIC TOUCH LIGHT BEIGE
(2.5X2.5 cm) (PIECE)
29.5x29.5x0.85 cm DC754 | GJ36



MOSAIC TOUCH LIGHT GREY
(2.5X2.5 cm) (PIECE)
29.5x29.5x0.85 cm DC755 | GJ36



WHITE
45x45 cm
C445 | G109



BEIGE
45x45 cm
C446 | G109



GREY
45x45 cm
C447 | G109



Wall:
Touch Light 26.7x41.6 cm R2712
Brick Touch Light 26.7x41.6 cm R2715

Floor:
Touch Grey 45x45 cm C447

SPECIAL PIECES

Stairstep Degrau . Nez-de-Marche Stufe . Peldaño	Skirting Rodapé . Plinthe Sockel . Rodapié	Profile Perfil . Profil Perfil . Perfil
45x45x0.85 cm GJ21	8x45x0.85 cm GJ03	2x59.2x0.85 cm ret. GJ44 2x29.5x0.85 cm ret. GJ35

PACKAGING

Sizes (cm) Dimensão . Format Maße . Formato	Pieces Peças . Pièces Stück . Piezas	SQM M²	Weight Peso . Poids Gewicht . Peso	Box Caixa . Bolte Karton . Caja	SQM M²	Weight Peso . Poids Gewicht . Peso
29.5x59.2x0.85 ret.	8	1.400	19.81	32	44.800	654
30x60x0.85	8	1.460	20.63	32	46.720	680
26.7x41.6x0.77	9	1.000	13.13	78	78.000	1044
45x45x0.85	5	1.010	18.23	36	36.360	671



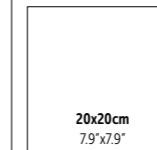

TERRA 1.4

The timeless beauty of terracotta.

A beleza intemporal da terracota.
 La beauté intemporelle de la terre cuite.
 Die zeitlose Schönheit von Terrakotta.
 La belleza atemporal de la terracota.



FULL BODY **Extruded Porcelain Tiles**
 Wall & Floor



2 Colours



SEE IT IN YOUR ROOM!

Terra 1.4 Cotto 20x20 cm K2008
 Terra 1.4 Cotto 20x30 cm K2302



Terra 1.4 Ocra 20x30 cm K2301



TERRA 1.4

- WALL + FLOOR
EXTRUDED
PORCELAIN TILES
- FULL
BODY
- V4 - STRONG
VARIATION
- ANTI-SLIP
(MATTE)
- 1.4cm
- R11
A+B
CLASS 3
- PTV ≥ 36



OCRA
20x20 cm K2007 | GE20



OCRA
20x30 cm K2301 | GE20




COTTO
20x20 cm K2008 | GE22




COTTO
20x30 cm K2302 | GE22


AVAILABLE IN OCRA AND COTTO COLOURS




STEP EXTRA FLUTED
20x20 cm | GJ54
20x30 cm | GJ56




STEP TREAD WITH ROUNDED BULLNOSE
20x20 cm | GJ38
20x30 cm | GJ45



GRID
15x20 cm | GJ50
15x30 cm | GJ52



L SHAPE TRIM
20x20 cm | GJ55
20x30 cm | GJ57



SKIRTING
8x20 cm | GJ08
8x30 cm | GJ11

PACKAGING

Sizes (cm) Dimensão - Format Maße - Formato	Pieces Peças - Pièces Stück - Piezas	SQM M ²	Weight Peso - Poids Gewicht - Peso	Box Caixa - Boite Karton - Caja	SQM M ²	Weight Peso - Poids Gewicht - Peso
20x30x1.4	12	0.720	22.74	48	34.560	1107
20x20x1.4	19	0.760	24.00	56	42.560	1359



Terra 1.4 Ocra 20x20 cm K2007
Grid Terra 1.4 Ocra 15x20 cm

Terra 1.4 Cotto 20x30 cm K2302



ARCHITECTURE

LOOK

RAW	358
ESSENCE	364
FEEL	374
X-TREME	380
CITIZEN	388
SOFTLINE	394
SANDSTONE	400
MINIMAL	406
BRANCOS	412



Raw White 14.8x22.5 cm K1501

RAW

Materials genuineness.

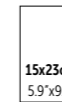
A genuinidade matériaica.
l'Authenticité de la matière.
Die natürlichen Materialien.
La auténtica matériaica.



FULL
BODY

Extruded Porcelain Tiles

Wall



15x23cm
5.9"x9.1"

4 Colours



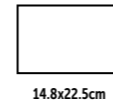
RAW




Raw Grey 14.8x22.5 cm K1503



Raw Carbon 14.8x22.5 cm K1505



14.8x22.5cm



WHITE
14.8x22.5 cm

K1501 | GE23



GREY
14.8x22.5 cm

K1503 | GE23



BLUE
14.8x22.5 cm

K1504 | GE23



CARBON
14.8x22.5 cm

K1505 | GE23

Raw Blue 14.8x22.5 cm K1504

From a manual inspiration, the irregular edges and rippled surface are an own characteristic of this collection, contributing to a genuine and unique character of each piece.

De inspiração manual, as arestas irregulares e a superfície ondulada são características próprias desta coleção, contribuindo assim para o carácter genuíno e único de cada peça.

Les bords irréguliers ainsi que la surface ondulée sont des caractéristiques propres à cette série. Cet aspect confère au produit un aspect "fait main", apportant un caractère authentique et unique à chaque pièce.

Von manueller Inspiration, sind die unebenen Kanten und die gewellte Oberfläche typisch für diese Kollektion und tragen so zum echten und einzigartigen Charakter von jeder Fliese.

PACKAGING

Dimensions . Format Maße . Formato	Pieces Peças . Pièces Stück . Piezas	SQM M ²	Weight Peso . Poids Gewicht . Peso	Box Caixa . Boite Karton . Caja	SQM M ²	Weight Peso . Poids Gewicht . Peso
14.8x22.5x0.8	31	1.03	19.21	56	57.68	1090



Decor Form Essence Negro 29.5x88.8 cm ret. Natural 7332

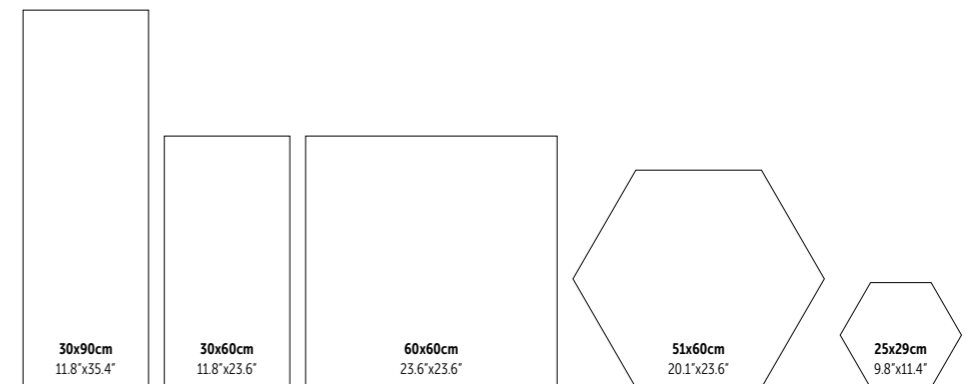
ESSENCE

Distinctive and discreet design.

Design distinto e discreto.
 Design distinctif et discret.
 Markantes Und Diskretes Design.
 Diseño distinguido y discreto.



FULL BODY Extruded Porcelain Tiles
 Wall & Floor



3 Colours





Essence Cinza Claro 29.5x88.8 cm ret. Natural 7020

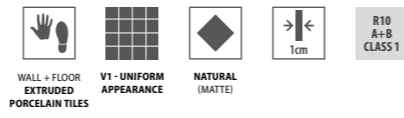


Hexa Form Essence Negro 25.1x29 cm ret. Semi-Polished HEX1004



Decor Form Essence Negro 59.2x59.2 cm ret. Natural 7332

ESSENCE



BRANCO
29.5x88.8 cm ret.

700918010R | GF21



DECOR FORM BRANCO m²
29.5x88.8 cm ret.

730918010R | GF23



BRANCO
29.5x59.2 cm ret.

700912910R | GF16



DECOR FORM BRANCO m²
29.5x59.2 cm ret.

730912910R | GF18



MOSAIC HEXA ESSENCE

BRANCO (PIECE)
27.2x27.2x1 cm KM7009 | GJ52



MOSAIC HEXA FORM ESSENCE

BRANCO (PIECE)
27.2x27.2x1 cm KM7309 | GJ53



Essence Branco 29.5x59.2 cm ret. 7009



Essence Branco 29.5x88.8 cm ret. 7009



CINZA CLARO
29.5x88.8 cm ret. ◆ 702018010R | GF21



DECOR FORM CINZA CLARO m² ◆
29.5x88.8 cm ret. 732018010R | GF23



CINZA CLARO ◆
29.5x59.2 cm ret. 702012910R | GF16



DECOR FORM CINZA CLARO m² ◆
29.5x59.2 cm ret. 732012910R | GF18



CINZA CLARO ◆
59.2x59.2 cm ret. 70200610R | GF20




DECOR FORM CINZA CLARO m² ◆ ✦
59.2x59.2 cm ret. 73200610R | GF22 72200610SP | GF24



MOSAIC HEXA ESSENCE
CINZA CLARO (PIECE) ◆
27.2x27.2x1 cm KM7020 | GJ52




HEXA FORM CINZA CLARO m² ✦
51.2x59.2 cm ret. HEX1001 | GF26



HEXA FORM CINZA CLARO m² ✦
25.1x29 cm ret. HEX1003 | GF26



MOSAIC HEXA FORM ESSENCE
CINZA CLARO (PIECE) ◆
27.2x27.2x1 cm KM7320 | GJ53



Decor Form Essence Cinza Claro 59.2x59.2 cm ret. Natural 7320



Hexa Form Essence Negro 25.1x29 cm ret. Semi-Polished HEX1004



NEGRO
29.5x88.8 cm ret. **703218010R** | GF21



DECOR FORM NEGRO m²
29.5x88.8 cm ret. **733218010R** | GF23



NEGRO
29.5x59.2 cm ret. **703212910R** | GF16



DECOR FORM NEGRO m²
29.5x59.2 cm ret. **733212910R** | GF18




NEGRO
59.2x59.2 cm ret. **70320610R** | GF20




DECOR FORM NEGRO m²
59.2x59.2 cm ret. **73320610R** | GF22 **72320610SP** | GF24



MOSAIC HEXA ESSENCE
NEGRO (PIECE)
27.2x27.2x1 cm **KM7032** | GJ52



HEXA FORM NEGRO m²
51.2x59.2 cm ret. **HEX1002** | GF26



HEXA FORM NEGRO m²
25.1x29 cm ret. **HEX1004** | GF26



MOSAIC HEXA FORM ESSENCE
NEGRO (PIECE)
27.2x27.2x1 cm **KM7332** | GJ53

PACKAGING

Sizes (cm) Dimensão . Format Maße . Formato	Pieces Peças . Pièces Stück . Piezas	SQM M ²	Weight Peso . Poids Gewicht . Peso	Box Caixa . Bolte Karton . Caja	SQM M ²	Weight Peso . Poids Gewicht . Peso
29.5x88.8x1 ret.	3	0.780	18.75	28	21.840	540
29.5x59.2x1 ret.	3	1.050	24.00	36	37.800	882
29.5x59.2x1 ret.	6	1.050	22.50	40	42.000	918
HEX 51.2x59.2x1 ret.	3	0.678	15.50	-	-	-
HEX 25.1x29x1 ret.	10	0.546	12.48	-	-	-



FEEL

Minimalist beauty in unique environments.

A beleza minimalista em ambientes únicos.
Beauté minimaliste dans des environnements uniques.
Minimalistische Schönheit in einzigartigen Ambienten.
La belleza minimalista en ambientes únicos.



FULL
BODY

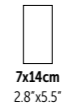
Extruded Porcelain Tiles
Wall & Floor



Wall Tiles
Wall



15x90cm
5.9'x35.4'



7x14cm
2.8'x5.5'

4 Colours



Feel Cinza Escuro 14.5x88.8 cm ret. CI 8625CI



Feel Negro 6.7x14 cm Q8632




Feel Negro 14.5x88.8 cm ret. Natural 8632



Wall:
Feel Cinza Claro 6.7x14 cm Q8620

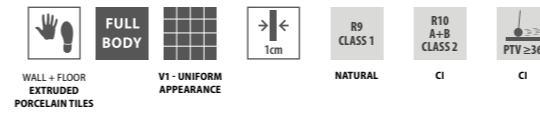
Floor:
Feel Cinza Escuro 14.5x88.8 cm ret. Natural 8625



ARCHITECTURE



Feel Cinza Claro 14.5x88.8 cm ret. Natural 8620



PÉROLA 14.5x88.8 cm ret. NATURAL 8614 | GF12 CI 8614CI | GF14



CINZA CLARO 14.5x88.8 cm ret. NATURAL 8620 | GF12 CI 8620CI | GF14



CINZA ESCURO 14.5x88.8 cm ret. NATURAL 8625 | GF12 CI 8625CI | GF14



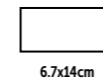
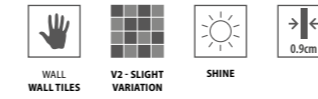
NEGRO 14.5x88.8 cm ret. NATURAL 8632 | GF12 CI 8632CI | GF14

FEEL




Wall:
Feel Pérola 6.7x14 cm Q8614


Floor:
Feel Pérola 14.5x88.8 cm ret. Natural 8614



PÉROLA 6.7x14 cm Q8614 | GG04



CINZA CLARO 6.7x14 cm Q8620 | GG04



CINZA ESCURO 6.7x14 cm Q8625 | GG04



NEGRO 6.7x14 cm Q8632 | GG04

PACKAGING

Sizes (cm) Dimensão - Format Maße - Formato	Pieces Peças - Pièces Stück - Piezas	SQM M ²	Weight Peso - Poids Gewicht - Peso	Box Caixa - Boîte Karton - Caja	SQM M ²	Weight Peso - Poids Gewicht - Peso
14.5x88.8x1 ret.	7	0.900	20.07	45	40.500	923
6.7x14x0.9	25	0.230	3.45	276	63.480	972



X-TREME

Elevated multi-purpose and durability.

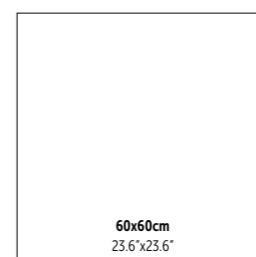
Elevada polivalência e durabilidade.
Polyvalence et durabilité.
Hohe Vielseitigkeit und Langlebigkeit.
Elevada polivalência e durabilidade.



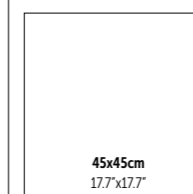
FULL
BODY

Extruded Porcelain Tiles

Wall & Floor



60x60cm
23.6'x23.6'



45x45cm
17.7'x17.7'

3 Colours



BIM



SEE IT IN YOUR
ROOM!

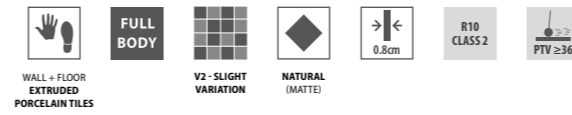
X-Treme Grey 59.2x59.2 cm ret. K6002R



X-Treme Ivory 59.2x59.2 cm ret. K6001R



X-Treme Carbon 59.2x59.2 cm ret. K6003R



X-Treme Grey 59.2x59.2 cm ret. K6002R



IVORY
59.2x59.2 cm ret. K6001R | GF10



GREY
59.2x59.2 cm ret. K6002R | GF10




CARBON
59.2x59.2 cm ret. K6003R | GF10



IVORY
44.3x44.3 cm ret. K4016R | GF05




GREY
44.3x44.3 cm ret. K4017R | GF05



CARBON
44.3x44.3 cm ret. K4018R | GF05



MOSAIC X-TREME IVORY
(4.7X4.7 CM) (PIECE) KM4002 | GJ31
29.5x29.5x0.8 cm



MOSAIC X-TREME GREY
(4.7X4.7 CM) (PIECE) KM4003 | GJ31
29.5x29.5x0.8 cm



MOSAIC X-TREME CARBON
(4.7X4.7 CM) (PIECE) KM4004 | GJ31
29.5x29.5x0.8 cm

PACKAGING

Sizes (cm) Dimensão . Format Maße . Formato	Pieces Peças . Pièces Stück . Piezas	SQM M²	Weight Peso . Poids Gewicht . Peso	Box Caixa . Boîte Karton . Caja	SQM M²	Weight Peso . Poids Gewicht . Peso
59.2x59.2x0.8 ret.	4	1.400	26.60	36	50.400	920
44.3x44.3x0.8 ret.	6	1.178	22.38	30	35.340	686

Skintech ▼
4,5 mm ▲

▶ ◀ 4,5 mm thickness

IDEAL FOR RENOVATIONS WITHOUT DEMOLITIONS.

Ideal para renovações sem demolições.
Idéal pour des rénovations sans démolition.
Ideal für Renovierungen ohne Abriss.
Ideal para renovaciones sin demoliciones.



- Easy and direct application on renovation surfaces.
- Aplicação fácil e direta sobre o acabamento a renovar.
- Application simple et directe sur les supports à rénover.
- Einfache und direkte Verlegung auf die zu renovierende Oberfläche.
- Aplicación fácil y directa sobre el acabado a renovar.



- Reduced labour costs and duration of work.
- Redução de custo de mão-de-obra e de tempo de obra.
- Réduction du coût de la main d'oeuvre et du temps des travaux.
- Reduzierung der Arbeitskosten und der Bauzeit.
- Reducción del coste de mano de obra y tiempo de mano de obra.



- No demolition waste and removal costs.
- Sem desperdícios de demolição e custos de remoção.
- Pas de déchets de démolition ni de frais d'enlèvement.
- Keine Abbruchabfälle und Entsorgungskosten.
- Sin residuos de demolición y costes de remoción.



- Reduced transport costs.
- Menor custo de transporte.
- Coût de transport plus faible.
- Niedrigere Transportkosten.
- Menor costo de transporte.



- Lower environmental footprint.
- Menor pegada ambiental.
- Plus faible empreinte écologique.
- Geringere Umweltbelastung.
- Menor huella ambiental.




BIM

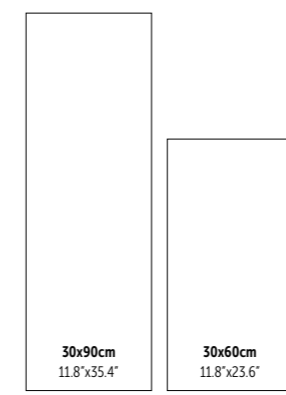
Citizen Grey 29.5x88.8 cm ret. K9008R
Mosaic Citizen Grey 29.5x29.5 cm KM9008

CITIZEN

Urban spirit for modern and cosmopolitan spaces.

Espírito urbano para espaços modernos e cosmopolitas.
Esprit urbain pour des espaces modernes et cosmopolites.
Urbaner Geist für moderne und weltoffene Räume.
Espíritu urbano para espacios modernos y cosmopolitas.

 **FULL BODY** **Extruded Porcelain Tiles**
Wall



Skintech ▼
4,5 mm ▲

Only 4,5 mm thickness. Ideal for renovations without demolitions.
Apenas 4,5mm de espessura. Ideal para renovações sem demolições.
Seulement 4,5 mm épaisseur. Idéal pour des rénovations sans démolition.
Nur 4,5 mm Stärke. Ideal für Renovierungen ohne Abriss.
Solo 4,5 mm de grosor. Ideal para renovaciones.

3 Colours



ARCHITECTURE



Citizen Grey 29.5x88.8 cm ret. K9008R
Mosaic Citizen Grey 29.5x29.5 cm KM9008
Mosaic Citizen Carbon 29.5x29.5 cm KM9009



Skintech ▼
4,5 mm ▲

ARCHITECTURE

Citizen Carbon 29.5x88.8 cm ret. K9009R




Citizen Ivory 29.5x88.8 cm ret. K9007R




IVORY
29.5x88.8 cm ret.

◆
K9007R | GF11



GREY
29.5x88.8 cm ret.

◆
K9008R | GF11




IVORY
29.5x59.2 cm ret.

◆
K5007R | GF08




GREY
29.5x59.2 cm ret.

◆
K5008R | GF08



MOSAIC CITIZEN IVORY
(4.5X5 cm) (PIECE)
29.5x29.5x0.45 cm KM9007 | GJ34




MOSAIC CITIZEN GREY
(4.5X5 cm) (PIECE)
29.5x29.5x0.45 cm KM9008 | GJ34



CARBON
29.5x88.8 cm ret.

◆
K9009R | GF11



CARBON
29.5x59.2 cm ret.

◆
K5009R | GF08



MOSAIC CITIZEN CARBON
(4.5X5 cm) (PIECE)
29.5x29.5x0.45 cm KM9009 | GJ34


PACKAGING

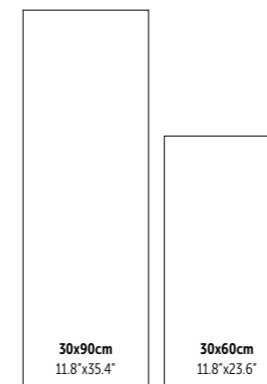
Sizes (cm) Dimensão . Format Maße . Formato	Pieces Peças . Pièces Stück . Piezas	SQM M ²	Weight Peso . Poids Gewicht . Peso	Box Caixa . Boîte Karton . Caja	SQM M ²	Weight Peso . Poids Gewicht . Peso
29.5x88.8x0.45 ret.	8	2.090	21.80	25	52.250	560
29.5x59.2x0.45 ret.	14	2.440	22.63	40	97.600	960

SOFTLINE

A subtle touch of elegance, charm and sophistication.

Um toque subtil de elegância, charme e sofisticação.
Une touche subtile d'élégance, de charme et de sophistication.
Ein subtiler Hauch von Eleganz, Charme und Raffinesse.
Un sutil toque de elegancia, encanto y sofisticación.

 FULL BODY
Extruded Porcelain Tiles
Wall



Skintech
4,5 mm

Only 4,5 mm thickness. Ideal for renovations without demolitions.
Apenas 4,5mm de espessura. Ideal para renovações sem demolições.
Seulement 4,5 mm épaisseur. Idéal pour des rénovations sans démolition.
Nur 4,5 mm Stärke. Ideal für Renovierungen ohne Abriss.
Solo 4,5 mm de grosor. Ideal para renovaciones.

3 Colours



Wall:
Mosaic Softline Carbon 29.5x29.5 cm KM9006
Minimal Carbon 29.5x59.2 cm ret. P3058R
Softline Carbon 29.5x88.8 cm ret. K9006R

Floor:
Bosco Nebbia 22.05x88.8 cm ret. Natural P9084C2
Bosco Nebbia 14.5x88.8 cm ret. Natural P9084C3

BIM

Reception



Wall:
Softline Grey 29.5x88.8 cm ret. K9005R
Minimal Grey 29.5x88.8 cm ret. P8056R
Softline Ivory 29.5x88.8 cm ret. K9004R

Floor:
Urban Stone Anthracite 44.3x88.8 cm ret. Natural P9113R





Mosaic Softline Ivory 29.5x29.5 cm KM1004
Softline Ivory 29.5x88.8 cm ret. K9004R

- WALL EXTRUDED PORCELAIN TILES
- FULL BODY
- V1 - UNIFORM APPEARANCE
- NATURAL (MATTE/SHINE)
- 0.45cm

SOFTLINE

Skintech
4,5 mm



IVORY
29.5x88.8 cm ret. K9004R | GF11




GREY
29.5x88.8 cm ret. K9005R | GF11




IVORY
29.5x59.2 cm ret. K5004R | GF08




GREY
29.5x59.2 cm ret. K5005R | GF08




MOSAIC SOFTLINE IVORY
(4.5X5 cm) (PIECE) 29.5x29.5x0.45 cm KM9004 | GJ34



MOSAIC SOFTLINE IVORY
(9.7X9.7 cm) (PIECE) 29.5x29.5x0.45 cm KM1004 | GJ22



MOSAIC SOFTLINE GREY
(4.5X5 cm) (PIECE) 29.5x29.5x0.45 cm KM9005 | GJ34



MOSAIC SOFTLINE GREY
(9.7X9.7 cm) (PIECE) 29.5x29.5x0.45 cm KM1005 | GJ22




CARBON
29.5x88.8 cm ret. K9006R | GF11



CARBON
29.5x59.2 cm ret. K5006R | GF08



MOSAIC SOFTLINE CARBON
(4.5X5 cm) (PIECE) 29.5x29.5x0.45 cm KM9006 | GJ34



MOSAIC SOFTLINE CARBON
(9.7X9.7 cm) (PIECE) 29.5x29.5x0.45 cm KM1006 | GJ22

PACKAGING

Sizes (cm) Dimensão . Format Maße . Formato	Pieces Peças . Pièces Stück . Piezas	SQM M²	Weight Peso . Poids Gewicht . Peso	Box Caixa . Boîte Karton . Caja	SQM M²	Weight Peso . Poids Gewicht . Peso
29.5x88.8x0.45 ret.	8	2.090	21.80	25	52.250	560
29.5x59.2x0.45 ret.	14	2.440	22.63	40	97.600	960



SANDSTONE

The serenity of sandstone as inspiration for elegant spaces.


A serenidade dos arenitos como inspiração para espaços elegantes.
 La sérénité des grès comme source d'inspiration pour des espaces élégants.
 Die Gelassenheit der Sandsteine als Inspiration für elegante Räume.
 La serenidad de las areniscas como inspiración para espacios elegantes.




FULL BODY

Extruded Porcelain Tiles

Wall



30x90cm
11.8"x35.4"




30x60cm
11.8"x23.6"

Skintech
4,5 mm

Only 4,5 mm thickness. Ideal for renovations without demolitions.
 Apenas 4,5mm de espessura. Ideal para renovações sem demolições.
 Seulement 4,5 mm épaisseur. Idéal pour des rénovations sans démolition.
 Nur 4,5 mm Stärke. Ideal für Renovierungen ohne Abriss.
 Solo 4,5 mm de grosor. Ideal para renovaciones.

3 Colours



BIM

Sandstone Ivory 29.5x88.8 cm ret. K9001R
 Mosaic Sandstone Ivory 29.5x29.5 cm KM9001

ARCHITECTURE



Sandstone Carbon 29.5x88.8 cm ret. K9003R

SANDSTONE

Skintech
4,5 mm



SANDSTONE

Skintech
4,5 mm



Wall:
Sandstone Grey 29.5x59.2 cm ret. K5002R
Mosaic Sandstone Grey 29.5x29.5 cm KM9002

Floor:
Bosco Castagno 22.05x88.8 cm ret. Natural P9082C2
Bosco Castagno 14.5x88.8 cm ret. Natural P9082C3



IVORY
29.5x88.8 cm ret.

◆
K9001R | GF11




GREY
29.5x88.8 cm ret.

◆
K9002R | GF11



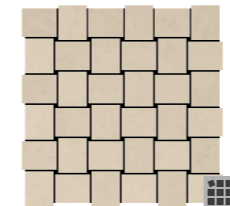
IVORY
29.5x59.2 cm ret.

◆
K5001R | GF08




GREY
29.5x59.2 cm ret.


◆
K5002R | GF08



MOSAIC SANDSTONE IVORY
(4.5X5 cm) (PIECE) ◆
29.5x29.5x0.45 cm KM9001 | GJ34




MOSAIC SANDSTONE GREY
(4.5X5 cm) (PIECE) ◆
29.5x29.5x0.45 cm KM9002 | GJ34



CARBON
29.5x88.8 cm ret.

◆
K9003R | GF11



CARBON
29.5x59.2 cm ret.

◆
K5003R | GF08



MOSAIC SANDSTONE CARBON
(4.5X5 cm) (PIECE) ◆
29.5x29.5x0.45 cm KM9003 | GJ34

PACKAGING

Sizes (cm) Dimensão . Format Maße . Formato	Pieces Peças . Pièces Stück . Piezas	SQM M ²	Weight Peso . Poids Gewicht . Peso	Box Caixa . Boîte Karton . Caja	SQM M ²	Weight Peso . Poids Gewicht . Peso
29.5x88.8x0.45 ret.	8	2.090	21.80	25	52.250	560
29.5x59.2x0.45 ret.	14	2.440	22.63	40	97.600	960




BIM

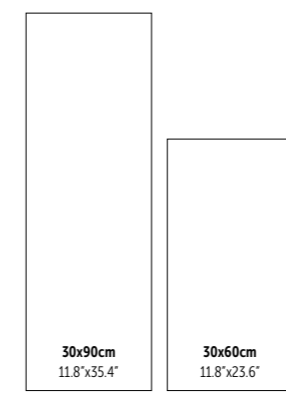
Minimal Grey 29.5x59.2 cm ret. P3056R

MINIMAL

High performance with a minimalist and clean look.

Elevada performance aliada a um visual suave e minimalista.
 Performances élevées alliées à un visuel suave et minimaliste.
 Hohe Leistung mit einem minimalistischen und sauberen look.
 Elevadas prestaciones en un visual suave y minimalista.

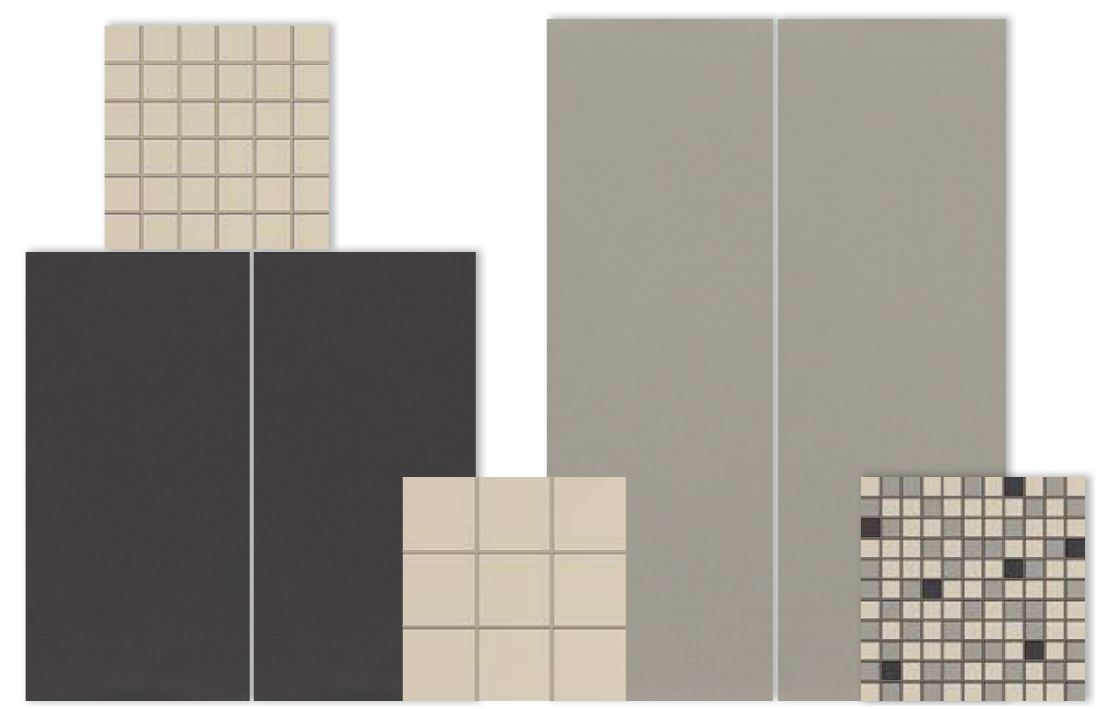
 FULL BODY **Extruded Porcelain Tiles**
Wall



Skintech
4,5 mm

Only 4,5 mm thickness. Ideal for renovations without demolitions.
 Apenas 4,5mm de espessura. Ideal para renovações sem demolições.
 Seulement 4,5 mm épaisseur. Idéal pour des rénovations sans démolition.
 Nur 4,5 mm Stärke. Ideal für Renovierungen ohne Abriss.
 Solo 4,5 mm de grosor. Ideal para renovaciones.

3 Colours



ARCHITECTURE



Minimal Carbon 29.5x59.2 cm ret. P3058R



Minimal Ivory 29.5x88.8 cm ret. P8055R
Mosaic Mix Minimal 29.5x29.5 cm DC969



IVORY
29.5x88.8 cm ret. P8055R | GF11



GREY
29.5x88.8 cm ret. P8056R | GF11



IVORY
29.5x59.2 cm ret. P3055R | GF08




GREY
29.5x59.2 cm ret. P3056R | GF08



MOSAIC MINIMAL IVORY
(9.7X9.7 CM) (PIECE)
29.5x29.5x0.45 cm DC960 | GJ22




MOSAIC MINIMAL IVORY
(4.7X4.7 CM) (PIECE)
29.5x29.5x0.45 cm DC955 | GJ29



MOSAIC MIX MINIMAL
(2.5X2.5 CM) (PIECE)
29.5x29.5x0.45 cm DC969^(A) | GJ38



MOSAIC MINIMAL GREY
(9.7X9.7 CM) (PIECE)
29.5x29.5x0.45 cm DC961 | GJ22




MOSAIC MINIMAL GREY
(4.7X4.7 CM) (PIECE)
29.5x29.5x0.45 cm DC956 | GJ29




CARBON
29.5x88.8 cm ret. P8058R | GF11



CARBON
29.5x59.2 cm ret. P3058R | GF08



MOSAIC MINIMAL CARBON
(9.7X9.7 CM) (PIECE)
29.5x29.5x0.45 cm DC963 | GJ22



MOSAIC MINIMAL CARBON
(4.7X4.7 CM) (PIECE)
29.5x29.5x0.45 cm DC958 | GJ29

PACKAGING

Sizes (cm) Dimensão . Format Maße . Formato	Pieces Peças . Pièces Stück . Piezas	SQM M ²	Weight Peso . Poids Gewicht . Peso	Box Caixa . Boîte Karton . Caja	SQM M ²	Weight Peso . Poids Gewicht . Peso
29.5x88.8x0.45 ret.	8	2.090	21.80	25	52.250	560
29.5x59.2x0.45 ret.	14	2.440	22.63	40	97.600	960

^(A) Random Drawing . Desenho Aleatório . Dessin Aléatoire . Wechselndes Design . Diseño Aleatorio

BRANCOS


Simplicity as a symbol of class and elegance.

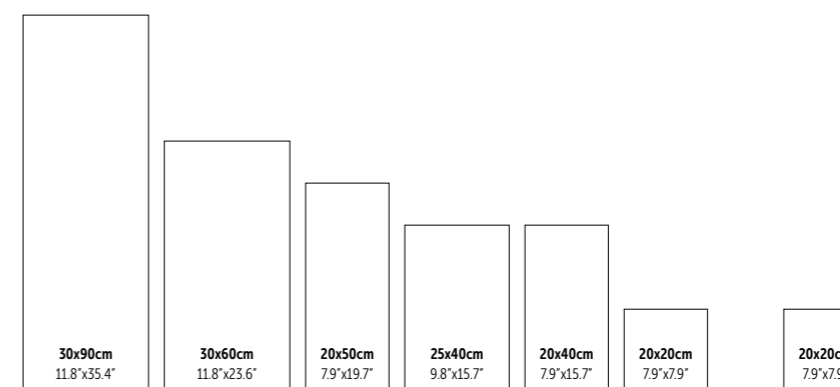
A simplicidade como símbolo de classe e elegância.
La simplicité comme symbole de classe et d'élégance.
Einfachheit als Symbol der Klasse und Eleganz.
Sencillez como un símbolo de clase y elegancia.



Wall:
Branco 30x90 cm ret. Matte R911R
Floor:
Avenue Grey 59.2x59.2 cm ret. P6066R

 **Wall Tiles**
Wall

 **Glazed Floor Tiles**
Wall & Floor



1 Colour



BRANCOS



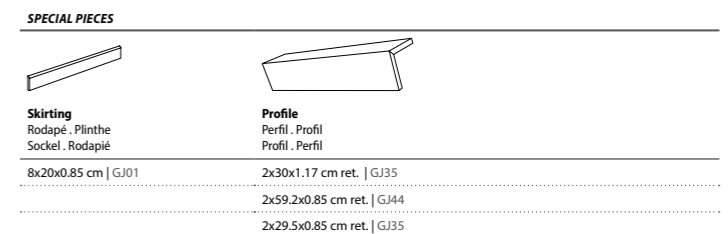



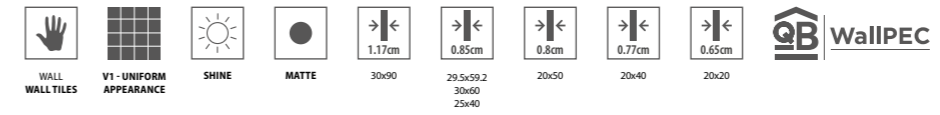
Popple Branco



Branco 29.5x59.2 cm ret. Shine R826R



Branco 29.5x59.2 cm ret. Shine R826R



PACKAGING

Sizes (cm) Dimensão . Format Maße . Formato	Pieces Peças . Pièces Stück . Piezas	SQM M²	Weight Peso . Poids Gewicht . Peso	Box Caixa . Boite Karton . Caja	SQM M²	Weight Peso . Poids Gewicht . Peso
30x90x1.17 ret.	4	1.080	21.32	40	43.200	872
29.5x59.2x0.85 ret.	8	1.400	19.81	32	44.800	654
30x60x0.85	8	1.460	20.63	32	46.720	680
20x50x0.8	16	1.600	21.20	48	76.800	1033

PACKAGING

Sizes (cm) Dimensão . Format Maße . Formato	Pieces Peças . Pièces Stück . Piezas	SQM M²	Weight Peso . Poids Gewicht . Peso	Box Caixa . Boite Karton . Caja	SQM M²	Weight Peso . Poids Gewicht . Peso
25x40x0.85	15	1.500	21.3	48	72.000	1042
20x40x0.77	15	1.200	15.70	64	76.800	1018
20x20x0.65	25	1.000	10.60	96	96.000	1038
20x20x0.85	20	0.800	14.44	72	57.600	1060



ARTISAN

HAND PAINTING TILES

SIGNATURE	422
BLACK CODE	428
COLOR ART	434
TANGRAM	440
MOORISH	446
ABBEY	450

HAND PAINTING SINCE 1905



The Artisan selection is a tribute to Portuguese tile art through the reinterpretation and reproduction of patterns that make us travel through the history of this noble art.

A Seleção **Artisan** é um tributo à arte azulejar portuguesa através da reinterpretação e reprodução de padrões que nos fazem viajar pela história desta nobre arte.

Die Produktlinie **Artisan** ist eine Hommage an die portugiesische Fliesenmalerei in Form der Reproduktion und Neuinterpretation bekannter Muster, die uns durch die Geschichte dieser feinen Kunst reisen lassen.

La sélection **Artisan** est un hommage à l'art des azulejos portugais, grâce à la réinterprétation et à la reproduction de motifs qui nous font voyager à travers l'histoire de ce noble métier.

La selección **Artisan** es un tributo al arte del azulejo portugués a través de la reinterpretación y reproducción de patrones que nos hacen viajar por la historia de este noble arte.





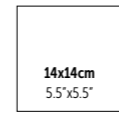
SIGNATURE

Modern and extraordinary spaces.

Espaços modernos e singulares.
 Des espaces modernes et uniques.
 Moderne und einzigartige Räume.
 Espacios modernos y únicos.



Wall Tiles
 Wall



1 Colour



COMPOSITION:
 50% - Signature Turquoise
 50% - White


Wall:
 Signature Turquoise 14x14 cm PN012
 White 14x14 cm PM038

Floor:
 Avenue Grey 59.2x59.2 ret. P6066R



COMPOSITON:
50% - Signature Turquoise 14x14 cm PN012
50% - White

Signature Turquoise 14x14 cm PN012
White 14x14 cm PM038



COMPOSITION:
50% - Signature Turquoise
50% - White

Wall:
Signature Turquoise 14x14 cm PN012
White 14x14 cm PM038

Floor:
Avenue Grey 59.2x59.2 ret. P6066R

BASE TILE



WHITE
14x14 cm PM038 | GH04

SIGNATURE (20 PIECES)



SIGNATURE TURQUOISE
14x14 cm (20 un)

PN012 | GJ60

In the images presented, an equal mix of base tiles and patterned pieces was contemplated.
Nas imagens apresentadas, foi conjugado um mix de igual proporção entre peças base e peças padrão.
Dans les images présentées, un mélange de proportions égales entre les pièces de base et les pièces standard a été combiné.
In den dargestellten Bildern wurde eine Mischung aus gleichen Anteilen zwischen Grundfliesen und Dekorfliesen kombiniert.
En las imágenes presentadas, se combinó una mezcla de la misma proporción entre las piezas base y las piezas estándar.

PACKAGING

Sizes (cm) Dimensão . Format Maße . Formato	Pieces Peças . Pièces Stück . Piezas	SQM M ²	Weight Peso . Poids Gewicht . Peso	Box Caixa . Boîte Karton . Caja	SQM M ²	Weight Peso . Poids Gewicht . Peso
14x14x0.9	10	0.193	2.88	-	-	-



Wall:
Black Code Patchwork 14x14 cm PF035

Floor:
Avenue Grey 59.2x59.2 ret. P6066R

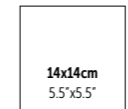
BLACK CODE

A union of design and art in the creation of stylish spaces.


A união do design e da arte na criação de espaços com estilo.
L'alliance du design et de l'art pour créer des espaces ayant du style.
Die Vereinigung von Design und Kunst bei der Schaffung von Räumen mit Stil.
La unión del diseño y el arte en la creación de espacios con estilo.



Wall Tiles
Wall



5 Colours





Black Code Lattice 14x14 cm PF030
Avenue Sand 29.5x59.2 ret. P3045R




Black Code Sprinkle 14x14 cm PF031
White 14x14 cm PM038




Black Code Wave 14x14 cm PF034
White 14x14 cm PM038



Black Code Dots 14x14 cm PF033
White 14x14 cm PM038



BASE TILE



WHITE
14x14 cm PM038 | GH04

BLACK CODE




LATTICE
14x14 cm PF030 | GJ04



SPRINKLE
14x14 cm PF031 | GJ04



TRELLIS
14x14 cm PF032 | GJ04




DOTS
14x14 cm PF033 | GJ04



WAVE
14x14 cm PF034 | GJ04

BLACK CODE - PATCHWORK (10 PIECES)



PATCHWORK
14x14 cm (10 un)

PF035 | GJ46

PACKAGING

Sizes (cm)	Pieces	SQM	Weight	Box	SQM	Weight
Dimensão . Format	Peças . Pièces	M ²	Peso . Poids	Caixa . Boite	M ²	Peso . Poids
Maße . Formato	Stück . Piezas		Gewicht . Peso	Karton . Caja		Gewicht . Peso
14x14x0.9	10	0.193	2.88	-	-	-



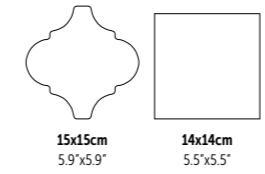
Color Art 14x14 cm

COLOR ART

Coolness and originality for distinctive and lively spaces

Frescura e originalidade para espaços distintos e cheios de vida.
 Fraîcheur et originalité pour des espaces différenciants et vivants.
 Frische und Originalität für unverwechselbare und lebendige Räume.
 Frescura y originalidad para espacios distintos llenos de vida.

  **Wall Tiles**
Wall



4 Colours





Color Art White Arabesque 15x15 cm PM037
Color Art Green Stripes Arabesque 15x15 cm PF009




Color Art Green 14x14 cm PF012
Color Art Plain Green 14x14 cm PF022
Color Art White 14x14 cm PM038



Color Art Blue 14x14 cm PF013
Color Art Plain Blue 14x14 cm PF021
Color Art White 14x14 cm PM038

ARTISAN

COLOR ART



WHITE
(PIECE)
14x14 cm PM038 | GH04



WHITE STRIPES
(PIECE)
14x14 cm PF014 | GJ06



WHITE ARABESQUE
(PIECE)
15x15 cm PM037 | GG14



WHITE STRIPES ARABESQUE
(PIECE)
15x15 cm PF007 | GJ06



PLAIN YELLOW
(PIECE)
14x14 cm PF023 | GJ06



YELLOW
(PIECE)
14x14 cm PF011 | GJ06



YELLOW STRIPES
(PIECE)
14x14 cm PF015 | GJ09



PLAIN YELLOW ARABESQUE
(PIECE)
15x15 cm PF020 | GJ06



YELLOW ARABESQUE
(PIECE)
15x15 cm PF004 | GJ06



YELLOW STRIPES ARABESQUE
(PIECE)
15x15 cm PF008 | GJ09



PLAIN BLUE
(PIECE)
14x14 cm PF021 | GJ06



BLUE
(PIECE)
14x14 cm PF013 | GJ06



BLUE STRIPES
(PIECE)
14x14 cm PF017 | GJ09



PLAIN BLUE ARABESQUE
(PIECE)
15x15 cm PF018 | GJ06



BLUE ARABESQUE
(PIECE)
15x15 cm PF006 | GJ06



BLUE STRIPES ARABESQUE
(PIECE)
15x15 cm PF010 | GJ09



PLAIN GREEN
(PIECE)
14x14 cm PF022 | GJ06



GREEN
(PIECE)
14x14 cm PF012 | GJ06



GREEN STRIPES
(PIECE)
14x14 cm PF016 | GJ09



PLAIN GREEN ARABESQUE
(PIECE)
15x15 cm PF019 | GJ06



GREEN ARABESQUE
(PIECE)
15x15 cm PF005 | GJ06



GREEN STRIPES ARABESQUE
(PIECE)
15x15 cm PF009 | GJ09

PACKAGING

Sizes (cm) Dimensão - Format Maße - Formato	Pieces Peças - Pièces Stück - Piezas	SQM M²	Weight Peso - Poids Gewicht - Peso	Box Caixa - Bolte Karton - Caja	SQM M²	Weight Peso - Poids Gewicht - Peso
15x15x1 (Arabesque)	10	0.129	2.38	-	-	-
14x14x0.9	10	0.193	2.88	-	-	-



Color Art Yellow 14x14 cm PF011
Color Art White 14x14 cm PM038



Tangram Pyramid M14 14x14 cm PM014

TANGRAM

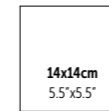
Creative combinations for spaces full of personality.

Combinacões criativas para espaços cheios de personalidade.
Des combinaisons créatives pour des espaces pleins de personnalité.
Kreative Kombinationen für Räume voller Persönlichkeit.
Combinaciones creativas para espacios llenos de personalidad.



Wall Tiles

Wall





14x14cm
5.5"x5.5"

3 Colours



TANGRAM




PLAIN M1
14x14 cm PM001 | GH02




PLAIN M2
14x14 cm PM002 | GH08



PLAIN M3
14x14 cm PM003 | GH08



CORNERS M4
14x14 cm PM004 | GH08



CORNERS M5
14x14 cm PM005 | GH08



ARROWS M6
14x14 cm PM006 | GH08




ARROWS M7
14x14 cm PM007 | GH08



ARROWS M8
14x14 cm PM008 | GH09



ARROWS M9
14x14 cm PM009 | GH09



PYRAMID M14
14x14 cm PM014 | GH08



PYRAMID M13
14x14 cm PM013 | GH08



PYRAMID M11
14x14 cm PM011 | GH09



PYRAMID M10
14x14 cm PM010 | GH09



PYRAMID M12
14x14 cm PM012 | GH09



TRIANGLE M17
14x14 cm PM017 | GH08



TRIANGLE M18
14x14 cm PM018 | GH08



TRIANGLE M16
14x14 cm PM016 | GH08



TRIANGLE M15
14x14 cm PM015 | GH08



PEAKS M20
14x14 cm PM020 | GH08



PEAKS M19
14x14 cm PM019 | GH08



PEAKS M21
14x14 cm PM021 | GH09




WINDMILL M22
14x14 cm PM022 | GH09




WINDMILL M23
14x14 cm PM023 | GH09



Tangram Corners M4 14x14 cm PM004



Tangram Patchwork 14x14 cm PN001



PATCHWORK
14x14 cm (20 un)

PN001 | GJ59

PACKAGING

Sizes (cm) Dimensão . Format Maße . Formato	Pieces Peças . Pièces Stück . Piezas	SQM M ²	Weight Peso . Poids Gewicht . Peso	Box Caixa . Boite Karton . Caja	SQM M ²	Weight Peso . Poids Gewicht . Peso
14x14x0.9	10	0.193	2.88	-	-	-



Moorish Casablanca 14x14 cm PM028

MOORISH

Fascinating atmospheres of arabic inspiration.

Atmosferas fascinantes de inspiração árabe.
Des atmosphères fascinantes d'inspiration arabe.
Faszinierende Atmosphären arabischer Inspiration.
Fascinantes atmósferas de inspiración árabe.

  **Wall Tiles**
Wall

14x14cm
5.5"x5.5"

5 Colours



MOORISH




AGADIR
14x14 cm PM027 | GH09



CASABLANCA
14x14 cm PM028 | GH11





MARRAKESH
14x14 cm PM029 | GH11



MEKNES
14x14 cm PM030 | GH10



RABAT
14x14 cm PM031 | GH10



14x14 cm PF001 | GJ24



14x14 cm PF002 | GJ24




6.7x14 cm JF012 | GJ12



6.7x14 cm JF005 | GJ03



6.7x14 cm JF011 | GJ12



6.7x14 cm JF006 | GJ03



6.7x14 cm JF013 | GJ12



6.7x14 cm JF007 | GJ03




6.7x14 cm JF010 | GJ12



6.7x14 cm JF008 | GJ03

PACKAGING

Sizes (cm)	Pieces	SQM	Weight	Box	SQM	Weight
Dimensão . Format	Peças . Peças	M ²	Peso . Poids	Caixa . Bolte	M ²	Peso . Poids
Maße . Formato	Stück . Piezas		Gewicht . Peso	Karton . Caja		Gewicht . Peso
14x14x0.9	10	0.193	2.88	-	-	-



Moorish Marrakesh 14x14 cm PM029



ABBÉY

Exquisite spaces with historical charm.

Espaços requintados cheios de história e charme.
 Des espaces exquis remplis d'histoire et de charme.
 Exquisite Räume voller Geschichte und Charme.
 Espacios exquisitos llenos de historia y encanto.



ABBÉY M24
 14x14 cm PM024 | GH10



ABBÉY M25
 14x14 cm PM025 | GH10



ABBÉY M26
 14x14 cm PM026 | GH10



6.7x14 cm JF001 | GJ07



6.7x14 cm JF002 | GJ07



6.7x6.7cm JF004 | GJ02



6.7x6.7cm JF003 | GJ02



6.7x6.7cm JF004 | GJ02



6.7x14 cm JF002 | GJ07

6.7x6.7cm JF004 | GJ02

PACKAGING

Sizes (cm) Dimensão . Format Maße . Formato	Pieces Peças . Pièces Stück . Piezas	SQM M ²	Weight Peso . Poids Gewicht . Peso	Box Caixa . Bolte Karton . Caja	SQM M ²	Weight Peso . Poids Gewicht . Peso
14x14x0.9	10	0.193	2.88	-	-	-

Abbey M26 14x14 cm PM026



KERATEC

TECHNICAL PORCELAIN TILES

RENOVATION 456

TECHNICAL 460

INDUSTRIAL 466

KERABRILLE 472

WHY CHOOSE KERATEC?

The Keratec products are produced in unglazed full body porcelain, obtained from an extrusion process giving the product unique and high quality physicochemical characteristics. Its surface and body ensures a high longevity to the products.

Die Keratec Produkten werden in unglasiertes durchgefärbtes Feinsteinzeug produziert und aus einen Strangpressenproduktionsverfahren erhalten. Diese gewährt der Fliesen einzigartige und qualitativ hochwertige physikalisch-chemische Eigenschaften. Die homogenen Oberfläche und Scherben gewährleisten eine hohe Langlebigkeit der Produkten.

Os produtos Keratec são produzidos em porcelanato não esmaltado toda a massa, obtidos a partir de um processo de extrusão que confere características físico-químicas únicas e de distinta qualidade. A superfície e corpo homogéneo asseguram uma elevada longevidade aos produtos.

Los productos Keratec se producen en porcelánico no esmaltado toda la masa, obtenidos de un proceso de extrusión que proporciona características físico-químicas únicas y de distinta calidad. La superficie y cuerpo homogéneo aseguran una alta longevidad a los productos.



Les produits Keratec sont fabriqués en grès cérame étiré pleine masse non émaillée, obtenu à partir d'un procédé d'extrusion qui confère des caractéristiques physico-chimique uniques et d'haute qualité. La surface et corps homogène assure une longévité élevée des produits.



LACTOGAL - FOOD PRODUCTS FACTORY, PORTUGAL



UNIVERSITY LAB, PORTUGAL



High Resistance to Abrasion and Break

High resistance to abrasion, scratching and bending, being suitable for all sorts of areas, including the most demanding, such as outdoor, industrial and high traffic.

Alta Resistência à Abrasão e Rutura

Elevada resistência à abrasão, ao risco e à flexão, sendo adequados para todo o tipo de áreas, inclusivamente as mais exigentes, como exteriores, industriais e de elevado tráfego.

Haute Résistance à l'abrasion et à la Rupture

Haute résistance à l'abrasion, aux rayures et à la flexion, étant adapté à toutes les types d'espaces, y compris les plus exigeants, comme zones extérieures, industrielles et trafic élevé.

Hohe Beständigkeit gegen Abrieb und Bruch

Hohe Abriebfestigkeit und Widerstandskraft gegen Kratzer und Bruch mit der sie sich von üblichen, gepressten Materialien abheben. Besonders geeignet auch für Nutzungsbereiche mit hohen Qualitätsanforderungen, wie Objekte mit hohem Publikumsverkehr, in der Industrie oder in Außenflächen usw.

Alta Resistencia a la Abrasión y Rotura

Alta resistencia a la abrasión, al riesgo y flexión, siendo adecuado para todo tipo de áreas, incluyendo las más exigentes, como exteriores, industriales y de tráfico alto.

High Chemical Resistance

Minimal water absorption ($\leq 0,1\%$) and use of suitable raw materials, give the product a high resistance to chemicals, acids and bases in high concentrations.

Alta Resistência Química

Ínfima absorção de água ($\leq 0,1\%$) e utilização de matérias-primas adequadas conferem ao produto uma elevada resistência aos agentes químicos, aos ácidos e bases em elevada concentração.

Résistance Chimique Élevée

Absorption infime de l'eau ($\leq 0,1\%$) et l'utilisation de matières premières appropriées donne au produit une haute résistance aux produits chimiques, les acides et les bases en forte concentration.

Hohe chemische Beständigkeit

Ihre minimale Wasseraufnahme ($< 0,1\%$) und vor allem ihre durch den besonderen Produktionsprozess und die dazu verwendeten Rohstoffe erreichte, extrem geringe Microporosigkeit geben dem Produkt eine hohe Beständigkeit gegen Chemikalien, Säuren und Laugen auch in hohen Konzentrationen und machen es zur Verwendung in Laborräumen, Werkstätten, Krankenhäusern u.ä. zur ersten Wahl.

Alta Resistencia Química

Absorción de agua insignificante ($\leq 0,1\%$) y utilización de materias primas adecuadas confieren al producto una alta resistencia a agentes químicos, ácidos y bases en alta concentración.

High Resistance to Stains and Acids

The products have a high level of removal or attenuation of stains, which optimizes the maintenance and cleaning of the floor.

Alta Resistência às Manchas e aos Ácidos

Os produtos possuem um elevado grau de remoção ou atenuação de manchas, que otimiza a manutenção e limpeza do pavimento.

Haute Résistance aux Taches et aux Acides

Les produits ont un degré élevé d'élimination ou l'atténuation des taches, qui optimisent l'entretien et le nettoyage du carreau.

Hohe Beständigkeit gegen Flecken und Säuren

Die spezifischen Eigenschaften der Produkte, insbesondere ihre gegenüber gepresstem Feinsteinzeug hervorragende Scherben-Dichte tragen in hohem Maß zur Vermeidung und einfacher Entfernung von Flecken und Verschmutzungen jeder Art bei, was die Reinigung und Wartung von Bodenflächen optimiert.

Alta Resistencia a las Manchas y Ácidos

Los productos tienen un alto grado de eliminación o atenuación de manchas, que optimizan el mantenimiento y limpieza del piso.

High Resistance to Thermal Shock and Frost Proof

High resistance to temperature variations and to frost, which are key features in the choosing of this product by its prescribers.

Alta Resistência ao Choque Térmico e ao Gelo

Elevada resistência às amplitudes térmicas e de resistência ao gelo, são características determinantes na opção dos prescritores por este produto.

Haute Résistance aux Chocs Thermiques et à la Glace

Haute résistance aux variations de température et de résistance au gel, ce sont des caractéristiques clés dans le choix des prescripteurs pour ce produit.

Hohe Beständigkeit gegen Temperaturschock und Frost

Hohe Beständigkeit gegen Temperaturschwankungen und Frost sind oft Hauptmerkmale bei der Entscheidung für Keratec-Produkte bei Objekt-Ausschreibungen.

Alta Resistencia al Choque Térmico y al Hielo

Alta resistencia a las amplitudes térmicas y resistencia al hielo, son características determinantes en la opción de los proscriptores de este producto.




Wall:
Preto 29.5x88.8 cm ret. Natural P8053R

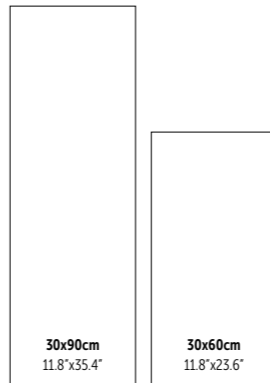
Floor:
Cinza Claro 44.3x44.3 cm ret. Natural K4002R

RENOVATION

High performance combined with a minimalist aesthetic.

Elevada performance aliada a uma estética minimalista.
 Haute performance associée à une esthétique minimaliste.
 Hohe Performance kombiniert mit eine minimalistische Ästhetik.
 Alto performance aliado a una estética minimalista.

 **FULL BODY** **Extruded Porcelain Tiles**
 Wall




Skintech
 4,5 mm

Only 4,5 mm thickness. Ideal for renovations without demolitions.
 Apenas 4,5mm de espessura. Ideal para renovações sem demolições.
 Seulement 4,5 mm épaisseur. Idéal pour des rénovations sans démolition.
 Nur 4,5 mm Stärke. Ideal für Renovierungen ohne Abriss.
 Solo 4,5 mm de grosor. Ideal para renovaciones.

5 Colours





With only 0.45cm of thickness, it is ideal for renovation projects, allowing for a direct application over the existing finishing to be renovated. Without losing all its distinctive characteristics of resistance, durability and cleanability, it allows the obtainment of high work timing and the significant reduction of costs.

Com apenas 0.45cm de espessura, é ideal para projetos de renovação permitindo a aplicação direta sobre o acabamento já existente a renovar. Sem perder todas as suas características distintivas de resistência, durabilidade e facilidade de limpeza, permite obter elevados ganhos de tempo de obra e redução significativa de custos.

Avec seulement 0.45 cm d'épaisseur, il est idéal pour les projets de rénovation permettant l'application directe sur la finition existante à rénover. Sans perdre toutes ses caractéristiques distinctives de la résistance, la durabilité et la facilité de nettoyage, il permet des élevés gains de temps de travail et des économies de coûts significatives.

Mit einer Stärke von nur 0.45cm kann es die ideale Lösung für Renovierungsprojekte sein: diese Fliesen können direkt auf den vorhandenen Belag verlegt (geklebt) werden. Ohne dabei die charakteristischen Merkmale der Beständigkeit, Haltbarkeit und Reinigungsfähigkeit zu verlieren, kann so viel Zeit gewonnen, grosser Aufwand und Unannehmlichkeiten beim Abbau des Altmaterials vermieden und insgesamt eine erhebliche Senkung der Kosten erreicht werden.

Con solamente 0.45cm de espesor, es ideal para proyectos de renovación permitiendo la aplicación directa sobre el acabado existente a remodelar. Sin perder sus características distintivas de resistencia, durabilidad y facilidad de limpieza, permite obtener ganancias de tiempo y reducción significativa de costos.



PÉROLA Natural
29.5x88.8 cm ret. P8055R | GF11



PRETO Natural
29.5x88.8 cm ret. P8053R | GF11



PÉROLA Natural
29.5x59.2 cm ret. P3055R | GF08



PRETO Natural
29.5x59.2 cm ret. P3053R | GF08



CINZA CLARO Natural
29.5x88.8 cm ret. P8056R | GF11




NEGRO Natural
29.5x88.8 cm ret. P8058R | GF11




CINZA CLARO Natural
29.5x59.2 cm ret. P3056R | GF08



NEGRO Natural
29.5x59.2 cm ret. P3058R | GF08



CINZA ESCURO Natural
29.5x88.8 cm ret. P8052R | GF11



CINZA ESCURO Natural
29.5x59.2 cm ret. P3052R | GF08

PACKAGING

Sizes (cm) Dimensão . Format Maße . Formato	Pieces Peças . Pièces Stück . Piezas	SQM M ²	Weight Peso . Poids Gewicht . Peso	Box Caixa . Boîte Karton . Caja	SQM M ²	Weight Peso . Poids Gewicht . Peso
29.5x88.8x0.45 ret.	8	2.090	21.80	25	52.250	560
29.5x59.2x0.45 ret.	14	2.440	22.63	40	97.600	960



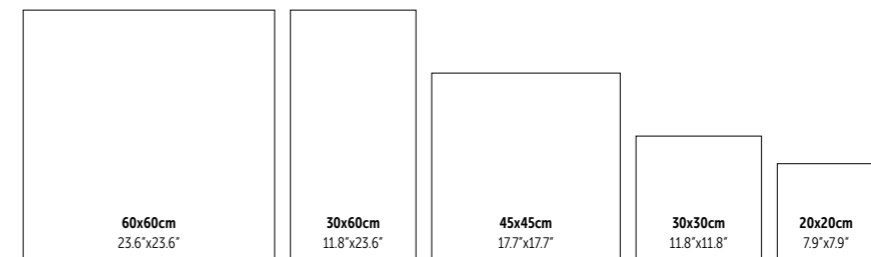
TECHNICAL

High wear resistance and easiness of maintenance.


Elevada resistência ao desgaste e facilidade de manutenção.
 Élevée résistance à l'usure et facilité d'entretien.
 Hohe Verschleißfestigkeit und Wartungsfreundlichkeit.
 Alta resistencia al desgaste y facilidad de mantenimiento.



FULL BODY Extruded Porcelain Tiles
 Wall & Floor



9 Colours





Airport

Due to its unique high wear resistance features combined with a strong resistance to stains and facility of maintenance, this range ensures a high longevity, being the ideal solution for residential use or even for high traffic areas, such as (among others):

- Public spaces;
- Commercial spaces;
- Airports and transport stations;
- Schools;
- Pedestrian routes;
- Hospitals and Pharmacies.

Pelas suas características únicas de elevada resistência ao desgaste aliadas a uma forte resistência a manchas e facilidade de manutenção, esta gama assegura uma elevada longevidade, sendo a solução ideal para uso residencial ou até mesmo de tráfego intenso como, a título de exemplo, (entre outros):

- Espaços públicos;
- Espaços comerciais;
- Aeroportos e estações de transportes;
- Escolas;
- Vias pedonais;
- Hospitais e Farmácias.

En raison de ses caractéristiques uniques de haute résistance à l'usure combinées à une forte résistance aux taches et à la facilité d'entretien, cette gamme assure une longévité élevée, étant la solution idéale pour une utilisation résidentielle ou même un trafic lourd, par exemple, (entre autres):

- Espaces publics;
- Espaces commerciaux;
- Aéroports et gares de transport;
- Écoles;
- Voies pédestres;
- Hôpitaux et Pharmacies.

Aufgrund seiner einzigartigen Eigenschaften der hohen Verschleißfestigkeit, sowie einen starken Widerstand gegen Flecken und leichten Wartung, steht dieses Sortiment für eine hohe Langlebigkeit, und ist die ideale Lösung für Wohnverbrauch oder sogar für stark frequentierte Bereiche, wie zum Beispiel (unter anderem):


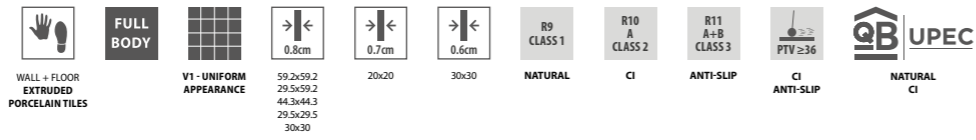
- öffentliche Bereiche;
- Verkaufsflächen;
- Flughäfen und Transport-Stationen;
- Schulen;
- Wanderwege;
- Krankenhäuser und Apotheken.

Por sus características únicas de alta resistencia al desgaste, aliados a una fuerte resistencia a las manchas y facilidad de mantenimiento, esta gama garantiza una longevidad alta, siendo la solución ideal para uso residencial, o incluso de alto tráfico como, por ejemplo, (entre otros):

- Espacios públicos;
- Comercios;
- Aeropuertos y estaciones de transporte;
- Escuelas;
- Senderos;
- Hospitales y farmacias.




Hospital Universitario "Marqués de Valdecilla", Spain



PÉROLA Natural CI Anti-Slip Satin
 59.2x59.2 cm ret. 1014 | GF09 1014CI | GF10 1014AS | GF11 1114 | GF16
 44.3x44.3 cm ret. K4001R | GF04 K4006R | GF06 K4011R | GF07 K4001A | GF11




CINZA CLARO Natural CI Anti-Slip Satin
 59.2x59.2 cm ret. 1020 | GF09 1020CI | GF10 1020AS | GF11 1120 | GF16
 44.3x44.3 cm ret. K4002R | GF04 K4007R | GF06 K4012R | GF07 K4002A | GF11




CINZA ESCURO Natural CI Anti-Slip Satin
 59.2x59.2 cm ret. 1025 | GF09 1025CI | GF10 1025AS | GF11 1125 | GF16
 44.3x44.3 cm ret. K4003R | GF04 K4008R | GF06 K4013R | GF07 K4003A | GF11



PÉROLA Natural CI Anti-Slip Satin
 29.5x29.5 cm ret. 1014 | GF01 1014CI | GF03 1014AS | GF04 1114 | GF09



CINZA CLARO Natural CI Anti-Slip Satin
 29.5x29.5 cm ret. 1020 | GF01 1020CI | GF03 1020AS | GF04 1120 | GF09



CINZA ESCURO Natural CI Anti-Slip Satin
 29.5x29.5 cm ret. 1025 | GF01 1025CI | GF03 1025AS | GF04 1125 | GF09



PÉROLA Natural CI Anti-Slip
 29.5x29.5 cm ret. 1014 | GF04 1014CI | GF06 1014AS | GF07
 30x30x0.8 cm 1014 | GE05 1014CI | GE06 1014AS | GE07
 30x30x0.6 cm 1014 | GE01 1014CI | GE03
 20x20x0.7 cm 1014 | GE03 1014CI | GE05 1014AS | GE06



CINZA CLARO Natural CI Anti-Slip
 29.5x29.5 cm ret. 1020 | GF04 1020CI | GF06 1020AS | GF07
 30x30x0.8 cm 1020 | GE05 1020CI | GE06 1020AS | GE07
 30x30x0.6 cm 1020 | GE01 1020CI | GE03
 20x20x0.7 cm 1020 | GE03 1020CI | GE05 1020AS | GE06



CINZA ESCURO Natural CI Anti-Slip
 29.5x29.5 cm ret. 1025 | GF04 1025CI | GF06 1025AS | GF07
 30x30x0.8 cm 1025 | GE05 1025CI | GE06 1025AS | GE07
 20x20x0.7 cm 1025 | GE03 1025CI | GE05 1025AS | GE06



BEGE Natural CI Anti-Slip
 29.5x29.5 cm ret. 1035 | GF06 1035CI | GF07 1035AS | GF08
 30x30x0.8 cm 1035 | GE08 1035CI | GE09 1035AS | GE10



VERDE SAGE Natural CI Anti-Slip
 29.5x29.5 cm ret. K3018R | GF15 K3021R | GF16 K3024R | GF17
 30x30x0.8 cm K3018 | GE18 K3021 | GE19 K3024 | GE20



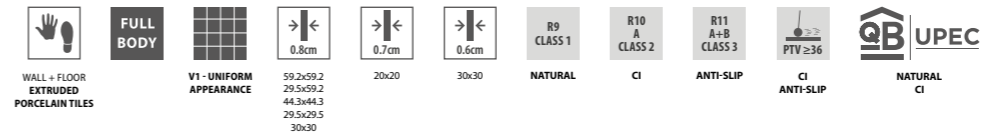
AZUL NÓRDICO Natural CI Anti-Slip
 29.5x29.5 cm ret. K3019R | GF08 K3022R | GF09 K3025R | GF10
 30x30x0.8 cm K3019 | GE11 K3022 | GE12 K3025 | GE13

PACKAGING

Sizes (cm) Dimensão . Format Maße . Formato	Pieces Peças . Pièces Stück . Piezas	SQM M ²	Weight Peso . Poids Gewicht . Peso	Box Caixa . Boite Karton . Caja	SQM M ²	Weight Peso . Poids Gewicht . Peso
59.2x59.2x0.8 ret.	4	1.400	26.60	36	50.400	920
44.3x44.3x0.8 ret.	6	1.178	22.38	30	35.340	686
29.5x29.5x0.8 ret.	7	1.220	22.63	40	48.800	920
29.5x29.5x0.8 ret.	13	1.130	20.10	50	56.500	1020

PACKAGING


Sizes (cm) Dimensão . Format Maße . Formato	Pieces Peças . Pièces Stück . Piezas	SQM M ²	Weight Peso . Poids Gewicht . Peso	Box Caixa . Boite Karton . Caja	SQM M ²	Weight Peso . Poids Gewicht . Peso
30x30x0.8	13	1.170	20.90	50	58.500	1060
30x30x0.6	17	1.530	20.90	50	76.500	1060
20x20x0.7	39	1.560	24.06	56	87.360	1362



PRETO Natural CI Anti-Slip Satin
 59.2x59.2 cm ret. 1030 | GF11 1030CI | GF12 1030AS | GF15 1130 | GF18
 44.3x44.3 cm ret. K4004R | GF06 K4009R | GF07 K4014R | GF08 K4004A | GF12



NEGRO Natural CI Anti-Slip Satin
 59.2x59.2 cm ret. 1032 | GF15 1032CI | GF16 1032AS | GF17 1132 | GF20
 44.3x44.3 cm ret. K4005R | GF07 K4010R | GF08 K4015R | GF09 K4005A | GF15



PRETO Natural CI Anti-Slip Satin
 29.5x29.5 cm ret. 1030 | GF03 1030CI | GF05 1030AS | GF06 1130 | GF10



NEGRO Natural CI Anti-Slip Satin
 29.5x29.5 cm ret. 1032 | GF05 1032CI | GF07 1032AS | GF08 1132 | GF11



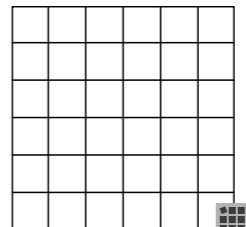
PRETO Natural CI Anti-Slip
 29.5x29.5 cm ret. 1030 | GF06 1030CI | GF07 1030AS | GF08
 30x30x0.8 cm 1030 | GE08 1030CI | GE09 1030AS | GE10
 20x20x0.7 cm 1030 | GE05 1030CI | GE07 1030AS | GE08



NEGRO Natural CI Anti-Slip
 29.5x29.5 cm ret. 1032 | GF07 1032CI | GF08 1032AS | GF09
 30x30x0.8 cm 1032 | GE09 1032CI | GE10 1032AS | GE11
 20x20x0.7 cm 1032 | GE07 1032CI | GE09 1032AS | GE10



TERRACOTA Natural CI Anti-Slip
 29.5x29.5 cm ret. K3020R | GF07 K3023R | GF08 K3026R | GF09
 30x30x0.8 cm K3020 | GE10 K3023 | GE11 K3026 | GE12



MOSAIC KERATEC (4.7X4.7 cm)
 (PIECE) CI
 29.5x29.5x0.8 cm * | GJ31





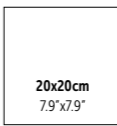
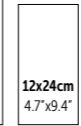
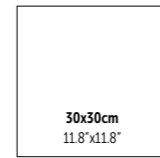
iNDUSTRIAL

Maximum robustness and mechanical resistance for heavy load traffic.

Máxima robustez e resistência mecânica para tráfego de cargas pesadas.
Robustesse maximale et résistance mécanique pour le trafic lourd.
Maximale Robustheit und mechanische Beständigkeit für den Schwerverkehr.
Máxima robustez y resistencia mecánica para el tráfico pesado.



FULL BODY **Extruded Porcelain Tiles**
Wall & Floor



2 Colours





Lactogal - Food Products Factory, Portugal

Pérola 11.7x24 cm Natural 1014

Solution of maximum robustness and mechanical resistance that offers high resistance to stains and chemical agents, especially suitable for the most demanding spaces in terms of support of heavy loads and of resistance to use in general (for example, parking lots, hypermarkets, transport interfaces, industry, laboratories, etc.).

It has three base formats, with a thickness of 1.2cm and 1.4cm, and offers various types of finishes that meet the specific needs depending on the type of use and foreseen level of security (natural, textured, and textured radial drainage).

Lösung für maximale Robustheit und mechanische Beständigkeit bietet hohe Beständigkeit gegen Fleckenbildung und Chemikalien, besonders geeignet für die anspruchsvollsten Räume in Bezug auf Unterstützung von Schwerlasten und Verwendung im Allgemeinen (z.B. Parkhäuser, Supermärkte, Transport, Industrie, Laboratorien usw.).

Es gibt drei Basis-Formate, mit einer Stärke von 1.2cm und 1.4cm, die in verschiedene Arten und Oberflächen angeboten werden, um Ihre spezifischen Bedürfnisse je nach Einsatzart und vorgesehenen Sicherheitsmaß (natural, texturiert, entwässerung radial texturiert) zu erfüllen.

Solução de máxima robustez e resistência mecânica que oferece elevada resistência a manchas e agentes químicos, especialmente adequada para espaços mais exigentes em termos de suporte a cargas pesadas e resistência ao uso em geral (ex: parques de estacionamento, hipermercados, transportes, indústria, laboratórios, etc.).


Dispõe de três formatos base, com espessura de 1.2cm e 1.4cm, e oferece diversos tipos de acabamento que permitem responder a necessidades específicas consoante o tipo de utilização e nível de segurança perspectivado (natural, texturado, drenante radial texturado).

Solución de máxima solidez y resistencia mecánica que ofrece alta resistencia a manchas y productos químicos, especialmente convenientes para los espacios más exigentes en términos de soporte a cargas pesadas y resistencia al uso en general (por ejemplo, aparcamientos, supermercados, transporte, industria, laboratorios, etc.).

Dispone de tres formatos base, con espesor de 1.2cm y 1.4cm, y ofrece varios tipos de acabado que permiten responder a necesidades específicas dependiendo del tipo de uso y nivel de seguridad ofrecido (natural, con textura, drenaje de textura radial).

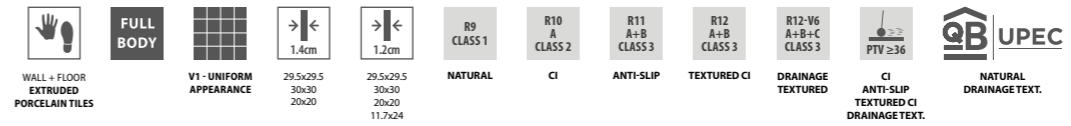
Solution de force maximale et résistance mécanique qui offre une haute résistance aux taches et aux agents chimiques, particulièrement adapté pour les zones les plus exigeantes en termes de support de lourdes charges et à l'usure, en général (par exemple, parkings, supermarchés, transports, industrie, laboratoires, etc.).

Dispose de trois formats de base, avec une épaisseur de 1.2cm et 1.4cm, et propose différents types de finition qui répondent à des besoins spécifiques en fonction du type d'utilisation et le niveau de sécurité prévu (naturel, texturé, drainant radial texturé).



Pérola 20x20 cm Natural 1014

Auchan Hypermarket, Portugal



West Cliffs, Portugal

Cinza Claro 30x30 cm Natural 1020

Color	Finish	Size (cm)	Code	Slip Resistance	Drainage	
PÉROLA	Natural	29.5x29.5x1.4 cm ret.	1014 GF18	R9 CLASS 1		
		30x30x1.4 cm	1014 GE21	R9 CLASS 1		
		20x20x1.4 cm	1014 GE21	R9 CLASS 1		
	CI	30x30x1.4 cm	1014CI GE22	R9 CLASS 1		
		20x20x1.4 cm	1014CI GE22	R9 CLASS 1		
		11.7x24x1.2 cm	1014CI GE17	R9 CLASS 1		
	PÉROLA	Natural	29.5x29.5x1.2 cm ret.	1014 GF12	R10 CLASS 2	
			30x30x1.2 cm	1014 GE15	R10 CLASS 2	
			20x20x1.2 cm	1014 GE15	R10 CLASS 2	
		CI	29.5x29.5x1.2 cm ret.	1014CI GF15	R10 CLASS 2	
			30x30x1.2 cm	1014CI GE17	R10 CLASS 2	
			20x20x1.2 cm	1014CI GE17	R10 CLASS 2	
Anti-Slip		29.5x29.5x1.2 cm ret.	1014AS GF16	R11 CLASS 3		
		30x30x1.2 cm	1014AS GE18	R11 CLASS 3		
		20x20x1.2 cm	1014AS GE18	R11 CLASS 3		
Textured CI		29.5x29.5x1.2 cm ret.	1514CI GF16	R12 CLASS 3		
		30x30x1.2 cm	1514CI GE18	R12 CLASS 3		
		20x20x1.2 cm	1514CI GE18	R12 CLASS 3		
Drainage Textured	29.5x29.5x1.2 cm ret.	1914 GF20	R12-V6 CLASS 3			
	30x30x1.2 cm	1914 GE22	R12-V6 CLASS 3			
	20x20x1.2 cm	1914 GE22	R12-V6 CLASS 3			
CINZA CLARO	Natural	29.5x29.5x1.4 cm ret.	1020 GF18	R9 CLASS 1		
		30x30x1.4 cm	1020 GE21	R9 CLASS 1		
		20x20x1.4 cm	1020 GE21	R9 CLASS 1		
	CI	30x30x1.4 cm	1020CI GE22	R9 CLASS 1		
		20x20x1.4 cm	1020CI GE22	R9 CLASS 1		
		11.7x24x1.2 cm	1020CI GE17	R9 CLASS 1		
	CINZA CLARO	Natural	29.5x29.5x1.2 cm ret.	1020 GF12	R10 CLASS 2	
			30x30x1.2 cm	1020 GE15	R10 CLASS 2	
			20x20x1.2 cm	1020 GE15	R10 CLASS 2	
		CI	29.5x29.5x1.2 cm ret.	1020CI GF15	R10 CLASS 2	
			30x30x1.2 cm	1020CI GE17	R10 CLASS 2	
			20x20x1.2 cm	1020CI GE17	R10 CLASS 2	
Anti-Slip		29.5x29.5x1.2 cm ret.	1020AS GF16	R11 CLASS 3		
		30x30x1.2 cm	1020AS GE18	R11 CLASS 3		
		20x20x1.2 cm	1020AS GE18	R11 CLASS 3		
Textured CI		29.5x29.5x1.2 cm ret.	1520CI GF16	R12 CLASS 3		
		30x30x1.2 cm	1520CI GE18	R12 CLASS 3		
		20x20x1.2 cm	1520CI GE18	R12 CLASS 3		
Drainage Textured	29.5x29.5x1.2 cm ret.	1920 GF20	R12-V6 CLASS 3			
	30x30x1.2 cm	1920 GE22	R12-V6 CLASS 3			
	20x20x1.2 cm	1920 GE22	R12-V6 CLASS 3			

PACKAGING

Sizes (cm)	Pieces	SQM	Weight	Box	SQM	Weight
Dimensão . Format	Peças . Pièces	M ²	Peso . Poids	Caixa . Bolte	M ²	Peso . Poids
Maße . Formato	Stück . Piezas		Gewicht . Peso	Karton . Caja		Gewicht . Peso
29.5x29.5x1.4 ret.	7	0.610	19.26	50	30.500	978
29.5x29.5x1.2 ret.	8	0.696	18.48	50	34.800	939
30x30x1.4	7	0.630	20.10	50	31.500	1020
30x30x1.2	8	0.720	20.10	50	36.000	1020

PACKAGING

Sizes (cm)	Pieces	SQM	Weight	Box	SQM	Weight
Dimensão . Format	Peças . Pièces	M ²	Peso . Poids	Caixa . Bolte	M ²	Peso . Poids
Maße . Formato	Stück . Piezas		Gewicht . Peso	Karton . Caja		Gewicht . Peso
30x30x1.2 (D. Textured)	8	0.720	20.70	50	36.000	1050
20x20x1.4	19	0.760	24.00	56	42.560	1359
20x20x1.2	22	0.880	23.98	56	49.280	1358
11.7x24x1.2	23	0.650	18.40	72	46.800	1340



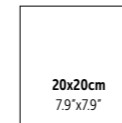
KERABRAILLE

Exclusive design to transform accessibilities.


Design exclusivo para transformar as acessibilidades.
Un design unique pour transformer l'accessibilité.
Exklusives Design, um die Zugänglichkeiten zu verändern.
Diseño único para transformar la accesibilidad.




FULL BODY Extruded Porcelain Tiles
Wall & Floor



2 Colours



Kerabaille System



Kerabaille System

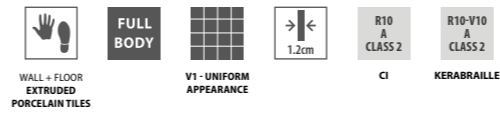
This complementary range offers a solution of tactile pavement, and is a practical guidance system for the blind and the visually impaired, with different scientifically studied reliefs, and that correspond to objective information and to coordinates that lead the blind and visually impaired in safety to any part of the city or town, being also widely used in transport interfaces.

Dieses ergänzende Sortiment bietet eine taktilen-Lösung und ist ein praktisches Leitsystem für Blinde und sehbehinderte Menschen. Mit verschiedenen wissenschaftlich untersuchten Reliefs, entsprechen objektiven Informationen und Koordinaten, mit dem die blinden und sehbehinderten Menschen zu jedem Teil der Stadt oder Gemeinde in Sicherheit geführt werden können, ist auch weit verbreitet in öffentliche Verkehrsmittel-Schnittstellen.

Esta gama complementar oferece uma solução podotáctil, constituindo um sistema prático de orientação para cegos e amblíopes, com diferentes relevos cientificamente estudados e que correspondem a uma informação objetiva e a coordenadas que conduzem os cegos e amblíopes a qualquer parte de uma cidade ou vila em segurança, sendo também amplamente utilizado em interfaces de transportes.

Esta gama complementar ofrece una solución podotáctil, proporcionando un sistema de orientación práctica para los ciegos y discapacitados visuales, con diferentes relieves estudiados científicamente y corresponden a una información objetiva y a coordenadas que conducen los ciegos e incapacitados visuales a cualquier parte de una ciudad o pueblo en seguridad, y es también ampliamente utilizada en las interfaces de transporte.

Cette gamme complémentaire offre une solution podotáctil, fournissant un système d'orientation pratique pour les aveugles et les malvoyants, avec des reliefs scientifiquement étudiés et correspondent à des informations objectives, les coordonnées qui mènent les aveugles et les malvoyants partout d'une ville ou cité en sécurité, également largement utilisé dans les interfaces de transport.



KERABRAILLE



CAUTION LINE CI
20x20 cm LC20 | GE24



GUIDE LINE CI
20x20 cm LG20 | GE24



CHANGE OF DIRECTION CI
20x20 cm 1020CI
(MD20) | GE16



SAFETY LINE CI
20x20 cm LS50 | GE24

PACKAGING

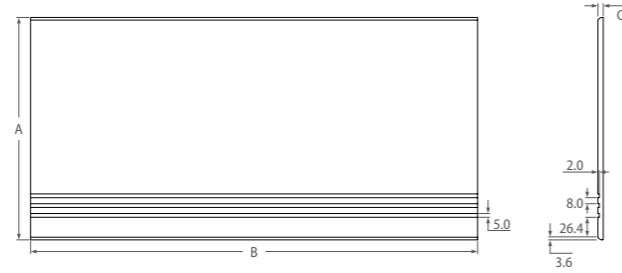
Size (cm) Dimensão . Format Maße . Formato	Pieces Peças . Pièces Stück . Piezas	SQM M ²	Weight Peso . Poids Gewicht . Peso	Box Caixa . Bolte Karton . Caja	SQM M ²	Weight Peso . Poids Gewicht . Peso
20x20x1.2	22	0.880	23.98	56	49.280	1358
20x20x1.2 (LC20)	17	0.680	19.99	56	38.080	1134
20x20x1.2 (LG20)	17	0.680	22.01	56	38.080	1248
20x20x1.2 (LS50)	17	0.680	19.48	56	38.080	1106






PRODUCT SUMMARY

STAIRSTEP
Degrau . Nez de Marche . Stufe . Peldaño



- AxBxC mm**
1. 592x592x8 mm
 2. 295x592x8 mm
 3. 443x443x8 mm
 4. 295x295x8 mm
 5. 295x295x12 mm
 6. 295x295x14 mm
 7. 300x300x6 mm
 8. 300x300x8 mm
 9. 300x300x12 mm
 10. 300x300x14 mm



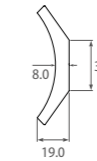
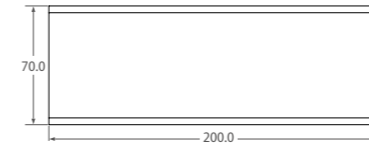
QUARTER ROUND
Meia-cana . Gorge Émaillée Extérieur . Kantenelement . Media Caña



STAIR CONTRAST PIECE
Degrau Contrastante . Nez de Marche à effet de contraste . Treppenkante . Peldaño contraste



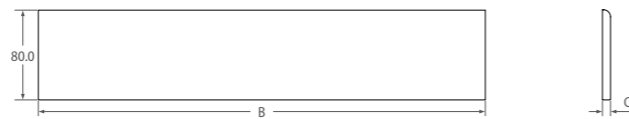
- 40xBx8 mm**
1. 40x592x8 mm
 2. 40x443x8 mm
 3. 40x295x8 mm



COVE SKIRTING
Meia-cana Côncava . Demi-lune Concave . Hohlkehlsöckel . Media Caña Côncava

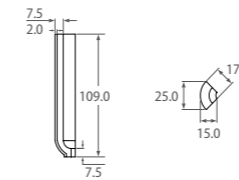


SKIRTING
Rodapé . Plinthe . Sockel . Rodapié

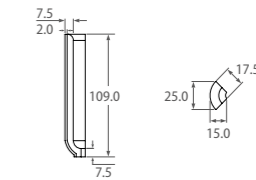


- 80xBxC mm**
1. 80x592x8 mm
 2. 80x443x8 mm
 3. 80x295x8 mm
 4. 80x300x8 mm
 5. 80x300x12 mm
 6. 80x200x7 mm
 7. 80x200x12 mm

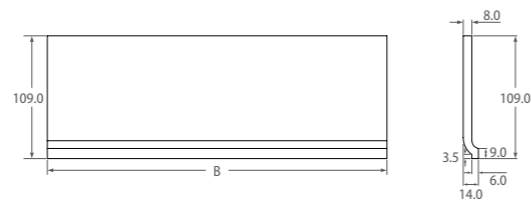
INTERNAL CORNER - FLAT TOP
Ângulo Interno - Liso . Angle Interne - Lisse . Hohlkehlsöckel Innenecke . Ângulo Interno - Lisa



INTERNAL CORNER - ROUND TOP
Ângulo Interno - Boleado . Angle Interne - Arrondi . Hohlkehlsöckel Innenecke (Rund) . Ângulo Interno - Boleado

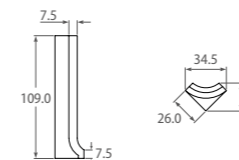


COVE BASE SKIRTING - FLAT TOP
Rodapé Côncavo - Liso . Plinthe Concave - Lisse . Hohlkehlsöckel . Rodapié Côncavo - Lisa

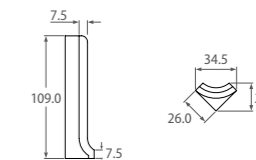


- 109xBx8 mm**
1. 109x300x8 mm
 2. 109x200x8 mm

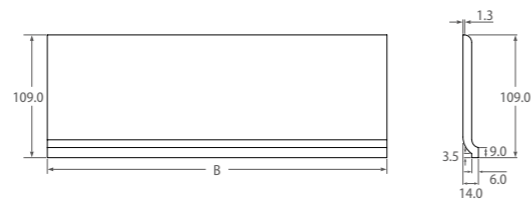
EXTERNAL CORNER - FLAT TOP
Ângulo Externo - Liso . Angle Externe - Lisse . Hohlkehlsöckel Außenecke . Ângulo Externo - Lisa




EXTERNAL CORNER - ROUND TOP
Ângulo Externo - Boleado . Angle Externe - Arrondi . Hohlkehlsöckel Außenecke (Rund) . Ângulo Externo - Boleado



COVE BASE SKIRTING - ROUND TOP
Rodapé Côncavo - Boleado . Plinthe Concave - Arrondi . Hohlkehlsöckel Mit Rundung . Rodapié Côncavo - Boleado



- 109xBx8 mm**
1. 109x300x8 mm
 2. 109x200x8 mm



TECHNICAL GUIDE

TECHNICAL DATA	486
SLIP RESISTANCE	492
WALLPEC CERTIFICATION	496
UPEC CERTIFICATION	499
APPLICATION AND USE	502
PACKAGING	507

PORCELAIN TILES (A) . PORCELANATO (A) . GRÉS CÉRAME (A) . FEINSTEINZEUG (A) . PORCELÁNICO (A)						
Features Características Caractéristiques Technische Eigenschaften Características	Standard Norma Norme Norm Norma	Specification EN 14411 Group BI a-GL Especificação EN 14411 Grupo BI a-GL Spécification EN 14411 Groupe BI a-GL Hauseigene Norm EN 14411 Gruppe BI a-GL Especificación EN 14411 Grupo BI a-GL	ALELUIA Specificação Especificação Spécification Hauseigene Norm Especificación	Specification EN 14411 Group BI a-UGL Especificação EN 14411 Grupo BI a-UGL Spécification EN 14411 Groupe BI a-UGL Hauseigene Norm EN 14411 Gruppe BI a-UGL Especificación EN 14411 Grupo BI a-UGL	ALELUIA Specificação Especificação Spécification Hauseigene Norm Especificación	
Size Tolerance (%) Tolerâncias Dimensionais (%). Tolérances Dimensionnelles (%). Maßtoleranz (%). Tolerancias Dimensionales (%)	EN ISO 10545-2	± 0,6 Maximum Value ± 2 mm Valor Máximo ± 2 mm . Valeur Maximum ± 2 mm Maximalwert ± 2 mm . Valor Máximo ± 2 mm	± 0,4	± 0,6 Maximum Value ± 2 mm Valor Máximo ± 2 mm . Valeur Maximum ± 2 mm Maximalwert ± 2 mm . Valor Máximo ± 2 mm	± 0,4	
Thickness (%) Espessura (%). Épaisseur (%). Stärke (Abweichung (%). Espesor (%)		± 5 Maximum Value ± 0,5 mm Valor Máximo ± 0,5 mm . Valeur Maximum ± 0,5 mm Maximalwert ± 0,5 mm . Valor Máximo ± 0,5 mm	In Accordance Conforme . En Conformité Konform . En Conformidad	± 5 Maximum Value ± 0,5 mm Valor Máximo ± 0,5 mm . Valeur Maximum ± 0,5 mm Maximalwert ± 0,5 mm . Valor Máximo ± 0,5 mm	In Accordance Conforme . En Conformité Konform . En Conformidad	
Rectilinearity (%) Retilnearidade (%). Rectilinéarité (%). Kantengeradheit (%). Retilinearidad (%)		± 0,5 Maximum Value ± 1,5 mm Valor Máximo ± 1,5 mm . Valeur Maximum ± 1,5 mm Maximalwert ± 1,5 mm . Valor Máximo ± 1,5 mm	± 0,3	± 0,5 Maximum Value ± 1,5 mm Valor Máximo ± 1,5 mm . Valeur Maximum ± 1,5 mm Maximalwert ± 1,5 mm . Valor Máximo ± 1,5 mm	± 0,3	
Orthogonality (%) Ortogonalidade (%). Orthogonalité (%). Rechtwinkligkeit (%). Ortogonalidad (%)		± 0,5 Maximum Value ± 2 mm Valor Máximo ± 2 mm . Valeur Maximum ± 2 mm Maximalwert ± 2 mm . Valor Máximo ± 2 mm	± 0,4	± 0,5 Maximum Value ± 2 mm Valor Máximo ± 2 mm . Valeur Maximum ± 2 mm Maximalwert ± 2 mm . Valor Máximo ± 2 mm	± 0,4	
Flatness Planaridade Planarité Ebenflächigkeit Planaridad	Central Curvature (%) Curvatura Central (%). Courbure Centrale (%). Mittige Krümmung (%). Curvatura Central (%)	± 0,5 Maximum Value ± 2 mm Valor Máximo ± 2 mm . Valeur Maximum ± 2 mm Maximalwert ± 2 mm . Valor Máximo ± 2 mm	- 0,10 / + 0,15	± 0,5 Maximum Value ± 2 mm Valor Máximo ± 2 mm . Valeur Maximum ± 2 mm Maximalwert ± 2 mm . Valor Máximo ± 2 mm	- 0,10 / + 0,15	
	Lateral Curvature (%) Curvatura Lateral (%). Courbure Latérale (%). Kantenkrümmung (%). Curvatura Lateral (%)	± 0,5 Maximum Value ± 2 mm Valor Máximo ± 2 mm . Valeur Maximum ± 2 mm Maximalwert ± 2 mm . Valor Máximo ± 2 mm	- 0,10 / + 0,15	± 0,5 Maximum Value ± 2 mm Valor Máximo ± 2 mm . Valeur Maximum ± 2 mm Maximalwert ± 2 mm . Valor Máximo ± 2 mm	- 0,10 / + 0,15	
	Diagonal Deflection (%) Flecha à Diagonal (%). Flèche en Diagonale (%). Krümmung in der Diagonale (%). La Flecha Diagonal (%)	± 0,5 Maximum Value ± 2 mm Valor Máximo ± 2 mm . Valeur Maximum ± 2 mm Maximalwert ± 2 mm . Valor Máximo ± 2 mm	- 0,10 / + 0,20	± 0,5 Maximum Value ± 2 mm Valor Máximo ± 2 mm . Valeur Maximum ± 2 mm Maximalwert ± 2 mm . Valor Máximo ± 2 mm	- 0,10 / + 0,20	
Water Absorption (%) Absorção de Água (%). Absorption d'eau (%). Wasseraufnahme (%). Absorción de Agua (%)	EN ISO 10545-3	≤ 0,5	≤ 0,1	≤ 0,5	≤ 0,1	
Modulus of Rupture (N / mm²) Módulo de Ruptura (N / mm ²). Module de Rupture (N / mm ²). Bruchfestigkeit (N / mm ²). Módulo de Ruptura (N / mm ²)	EN ISO 10545-4	≥ 35	≥ 35	≥ 35	≥ 35	
Flexion resistance (N) Resistência à flexão (N). Résistance à la flexion (N). Biegefestigkeit (N). Resistencia a la flexión (N)	EN ISO 10545-4	≥ 1300	≥ 1500 (1)	≥ 1300	≥ 1500 (1)	
Thermal Shock Resistance Resistência ao Choque Térmico . Résistance aux Écarts de Température Temperaturwechselbeständigkeit . Resistencia al Choque Térmico	EN ISO 10545-9	Resistant Resistente . Résistant Beständig . Resistente	Resistant Resistente . Résistant Beständig . Resistente	Resistant Resistente . Résistant Beständig . Resistente	Resistant Resistente . Résistant Beständig . Resistente	
Crack Resistance Resistência ao Fendilhamento . Résistance aux Craquere Haarissbeständigkeit . Resistencia a la Fisuración	EN ISO 10545-11	Resistant Resistente . Résistant Beständig . Resistente	Resistant Resistente . Résistant Beständig . Resistente	-	-	
Stain Resistance Resistência às Manchas . Résistance aux Tâches Fleckenbeständigkeit . Resistencia a las Manchas	EN ISO 10545-14	Minimum Class 3 Mínimo Classe 3 . Minimum Classe 3 Mindest Klasse 3 . Mínimo Clase 3	Class 4 or 5 Classe 4 ou 5 . Classe 4 ou 5 Klasse 4 or 5 . Classe 4 o 5	Test Available Ensaio Disponível . Essai Disponible Testbericht Verfügbar . Ensayo Disponible	Class 4 or 5 Classe 4 ou 5 . Classe 4 ou 5 Klasse 4 or 5 . Classe 4 o 5	
Chemical Resistance Resistência Química Résistance aux Agents Chimiques Chemische Beständigkeit Resistencia Química	EN ISO 10545-13	Household Detergents Detergentes Domésticos Détergents Domestiques Haushaltsreiniger Detergentes Domésticos	≥ Class B ≥ Classe B . ≥ Classe B ≥ Klasse B . ≥ Klasse B	Class A Classe A . Classe A Klasse A . Classe A	≥ Class B ≥ Classe B . ≥ Classe B ≥ Klasse B . ≥ Klasse B	Class A Classe A . Classe A Klasse A . Classe A
		Additives for Pools Aditivos para Piscinas Additifs pour Piscines Zusatzstoffe für Schwimmbäder Aditivos para Piscinas	≥ Class B ≥ Classe B . ≥ Classe B ≥ Klasse B . ≥ Klasse B	Class A Classe A . Classe A Klasse A . Classe A	≥ Class B ≥ Classe B . ≥ Classe B ≥ Klasse B . ≥ Klasse B	Class A Classe A . Classe A Klasse A . Classe A
		Acids Ácidos . Acides Säuren . Ácidos	(2)	Class LA (2a) Classe LA (2a) . Classe LA (2a) Klasse LA (2a) . Classe LA (2a)	(2)	Class LA (2a) Classe LA (2a) . Classe LA (2a) Klasse LA (2a) . Classe LA (2a)
		Bases Bases . Bases Laugen . Bases	(2)	Class LA (2a) Classe LA (2a) . Classe LA (2a) Klasse LA (2a) . Classe LA (2a)	(2)	Class LA (2a) Classe LA (2a) . Classe LA (2a) Klasse LA (2a) . Classe LA (2a)
Resistance to Abrasion Resistência à Abrasão . Résistance à l'Abrasion Abriebfestigkeit . Resistencia a la Abrasion	EN ISO 10545-7	I to V I a V . I a V I bis V . I a V	I to V (3) I a V (3) . I a V (3) I bis V (3) . I a V (3)	-	-	

PORCELAIN TILES (A) . PORCELANATO (A) . GRÉS CÉRAME (A) . FEINSTEINZEUG (A) . PORCELÁNICO (A)					
Features Características Caractéristiques Technische Eigenschaften Características	Standard Norma Norme Norm Norma	Specification EN 14411 Group BI a-GL Especificação EN 14411 Grupo BI a-GL Spécification EN 14411 Groupe BI a-GL Hauseigene Norm EN 14411 Gruppe BI a-GL Especificación EN 14411 Grupo BI a-GL	ALELUIA Specificação Especificação Spécification Hauseigene Norm Especificación	Specification EN 14411 Group BI a-UGL Especificação EN 14411 Grupo BI a-UGL Spécification EN 14411 Groupe BI a-UGL Hauseigene Norm EN 14411 Gruppe BI a-UGL Especificación EN 14411 Grupo BI a-UGL	ALELUIA Specificação Especificação Spécification Hauseigene Norm Especificación
Resistance to Deep Abrasion (mm³) Resistência à Abrasão Profunda (mm ³) Resistencia a la Abrasión Profunda (mm ³) Résistance à l'Abrasion Profond (mm ³) Beständigkeit gegen Tiefenabrieb (mm ³)	EN ISO 10545-6	-	-	≤ 175	≤ 150
Frost Resistance Resistência ao Gelo . Résistance au Gel Frostbeständigkeit . Resistencia al Hielo	EN ISO 10545-12	Resistant Resistente . Résistant Beständig . Resistente	Resistant Resistente . Résistant Beständig . Resistente	Resistant Resistente . Résistant Beständig . Resistente	Resistant Resistente . Résistant Beständig . Resistente
Resistance to Slipping Resistência ao Escorregamento Résistance au Glissement Rutschhemmung Resistencia al Deslizamiento	DIN 51130	Test Available Ensaio Disponível Essai Disponible Testbericht Verfügbar Ensayo Disponible	Product to Product Produto a Produto Produit a Produit Je nach Produkt Producto a Producto	Test Available Ensaio Disponível Essai Disponible Testbericht Verfügbar Ensayo Disponible	Product to Product Produto a Produto Produit a Produit Je nach Produkt Producto a Producto
Resistance to Slipping Resistência ao Escorregamento Résistance au Glissement Rutschhemmung Resistencia al Deslizamiento	DIN 51097	Test Available Ensaio Disponível Essai Disponible Testbericht Verfügbar Ensayo Disponible	Product to Product Produto a Produto Produit a Produit Je nach Produkt Producto a Producto	Test Available Ensaio Disponível Essai Disponible Testbericht Verfügbar Ensayo Disponible	Product to Product Produto a Produto Produit a Produit Je nach Produkt Producto a Producto
Resistance to Slipping Resistência ao Escorregamento Résistance au Glissement Rutschhemmung Resistencia al Deslizamiento	UNE 41901 EX	Test Available Ensaio Disponível Essai Disponible Testbericht Verfügbar Ensayo Disponible	Product to Product Produto a Produto Produit a Produit Je nach Produkt Producto a Producto	Test Available Ensaio Disponível Essai Disponible Testbericht Verfügbar Ensayo Disponible	Product to Product Produto a Produto Produit a Produit Je nach Produkt Producto a Producto

(A) Porcelain Floor Tiles - EN14411 – Group BI a (1st choice)

- (1) **Formats: Thickness ≥ 7,5 mm**
- (2) **To be indicated by the producer – Product by Product**
- (2a) **Acids and bases (Low Concentration)**
- (3) **Depending on glass / colour**

- (A) Feinsteinzeug – EN14411 – Gruppe BI a (1.Wahl)
- (1) Formato: Stärke ≥ 7,5 mm
- (2) Wie vom Hersteller produktbezogen anzugeben
- (2a) Säuren und Laugen (Niedrige Konzentration)
- (3) Je nach Glas / Farbe

- (A) Pavimentos Cerâmicos de Pasta Porcelânica Monocozedura - EN14411 - Grupo BI a (1ª escolha)
- (1) Formatos: Espessura ≥ 7,5 mm
- (2) A Indicar Pelo Produtor - Produto a Produto
- (2a) Ácidos e Bases (Baixa Concentração)
- (3) Consoante o vidro / cor

- (A) Pavimentos Cerâmicos de Pasta Porcelânica de monocozedura – EN14411 – Grupo BI a (1ª calidad)
- (1) Formato: Espesor ≥ 7,5mm
- (2) A especificar por el fabricante – Producto a Producto
- (2a) Ácidos y bases (Baja Concentración)
- (3) Dependiendo del vidrio / color

- (A) Grès Cérame – EN14411 – Group BI a (1er choix)
- (1) Formats: Épaisseur ≥ 7,5 mm
- (2) A indiquer par le Producteur- Produit par Produit
- (2a) Acides et Bases (Faible Concentration)
- (3) Selon le verre / la couleur



EXTRUDED PORCELAIN TILES . PORCELANATO EXTRUDIDO . GRÉS CÉRAME ÉTIRÉ . EXTRUDIERTES FEINSTEINZEUG . GRES PORCELÁNICO EXTRUSIONADO

Features Características Caractéristiques Technische Eigenschaften Características	Standard Norma Norme Norma	Specification EN 14411 Group Ala - UGL Especificação EN 14411 Grupo Ala - UGL Spécification EN 14411 Groupe Ala - UGL Hauseigene Norm EN 14411 Gruppe Ala - UGL Especificación EN 14411 Grupo Ala - UGL		ALELUIA Specification Especificação Spécification Hauseigene Norm Especificación			
		< 7.5 mm	≥ 7.5 mm	< 7.5 mm	≥ 7.5 mm	≥ 12 mm	≥ 14 mm
Size Tolerance (%) Tolerâncias Dimensionais (%) . Tolérances Dimensionnelles (%) Maßtoleranz (%) . Tolerancias Dimensionales (%)	EN ISO 10545-2	± 1 Maximum Value ± 2 mm Valor Máximo ± 2 mm . Valeur Maximum ± 2 mm Maximalwert ± 2 mm . Valor Máximo ± 2 mm		± 1 Maximum Value ± 2 mm Valor Máximo ± 2 mm . Valeur Maximum ± 2 mm Maximalwert ± 2 mm . Valor Máximo ± 2 mm			
Thickness (%) Espessura (%) . Épaisseur (%) Stärke (Abweichung) (%) . Espesor (%)		± 10		± 10			
Rectilinearity (%) Retilnearidade (%) . Rectilinéarité (%) Kantengeradheit (%) . Retilinearidad (%)		± 0.5		± 0.5			
Orthogonality (%) Ortogonalidade (%) . Orthogonalité (%) Rechtwinkligkeit (%) . Ortogonalidad (%)		± 1		± 1			
Flatness Planaridade Planarité Ebenflächigkeit Planaridad		Central Curvature (%) Curvatura Central (%) Courbure Centrale (%) Mittige Krümmung (%) Curvatura Central (%)	± 0.5		± 0.2		
	Lateral Curvature (%) Curvatura Lateral (%) Courbure Latérale (%) Kantenkrümmung (%) Curvatura Lateral (%)	± 0.5		± 0.2			
	Diagonal Deflection (%) Flecha à Diagonal (%) Flèche en Diagonale (%) Krümmung in der Diagonale (%) La Flecha Diagonal (%)	± 0.8		± 0.25			
Surface Appearance Aspetto da Superfície . Aspect de Surface Oberflächenansicht . Aspecto Superficial		≥ 95		≥ 95			
Water Absorption (%) Absorção de Água (%) . Absorption d'eau (%) Wasseraufnahme (%) . Absorción de Agua (%)	EN ISO 10545-3	≤ 0.5		≤ 0.05			
Modulus of Rupture (N / mm²) Módulo de Ruptura (N / mm ²) . Module de Rupture (N / mm ²) Bruchfestigkeit (N / mm ²) . Módulo de Ruptura (N / mm ²)	EN ISO 10545-4	≥ 28		≥ 28	≥ 30	≥ 35	≥ 40
Flexion resistance (N) Resistência à flexão (N) . Résistance à la flexion (N) Biegefestigkeit (N) . Resistencia a la flexión (N)	EN ISO 10545-4	≥ 600	≥ 1300	≥ 600 (1)	≥ 1500	≥ 3000	≥ 4000
Thermal Shock Resistance Resistência ao Choque Térmico . Résistance aux Écarts de Température Temperaturwechselbeständigkeit . Resistencia al Choque Térmico	EN ISO 10545-9	Resistant Resistente . Résistant Beständig . Resistente		In Accordance Conforme . En Conformité Konform . En Conformidad			
Stain Resistance Resistência às Manchas . Résistance aux Tâches Fleckenbeständigkeit . Resistencia a las Manchas	EN ISO 10545-14	(a)		≥ 3 or 4 or 5 (2)			
Chemical Resistance Resistência Química Résistance aux Agents Chimiques Chemische Beständigkeit Resistencia Química	EN ISO 10545-13	Household Detergents Detergentes Domésticos Détergents Domestiques Haushaltsreiniger Detergentes Domésticos		≥ Class B Classe A Classe A Classe A Klasse A Clase A			
		Additives for Pools Aditivos para Piscinas Additifs pour Piscines Zusatzstoffe für Schwimmbäder Aditivos para Piscinas		≥ Class B Classe A Classe A Classe A Klasse A Clase A			
		Acids Ácidos . Acides Säuren . Ácidos		(a)			
		Bases Bases . Bases Laugen . Bases		(a)			
Resistance to Abrasion (mm³) Resistência à Abrasão (mm ³) . Résistance à l'Abrasion (mm ³) Abriebfestigkeit (mm ³) . Resistencia a la Abrasión (mm ³)	EN ISO 10545-6	≤ 275		≤ 150			
Superficial Hardness (Mohs scale) Dureza Superficial (Escala Mohs) . Dureté de Surface (échelle de Mohs) Ritzhärte (Skala nach Mohs) . Dureza Superficial (Escala de Mohs)	EN 101	-		≥ 7			



EXTRUDED PORCELAIN TILES . PORCELANATO EXTRUDIDO . GRÉS CÉRAME ÉTIRÉ . EXTRUDIERTES FEINSTEINZEUG . GRES PORCELÁNICO EXTRUSIONADO

Features Características Caractéristiques Technische Eigenschaften Características	Standard Norma Norme Norma	Specification EN 14411 Group Ala - UGL Especificação EN 14411 Grupo Ala - UGL Spécification EN 14411 Groupe Ala - UGL Hauseigene Norm EN 14411 Gruppe Ala - UGL Especificación EN 14411 Grupo Ala - UGL		ALELUIA Specification Especificação Spécification Hauseigene Norm Especificación			
		< 7.5 mm	≥ 7.5 mm	< 7.5 mm	≥ 7.5 mm	≥ 12 mm	≥ 14 mm
Frost Resistance Resistência ao Gelo . Résistance au Gel Frostbeständigkeit . Resistencia al Hielo	EN ISO 10545-12	Resistant Resistente . Résistant Beständig . Resistente		In Accordance Conforme . En Conformité Konform . En Conformidad			
Resistance to Slipping Resistência ao Escorregamento . Résistance au Glissement Rutschhemmung . Resistencia al Deslizamiento	DIN 51130	Test Available Ensaio Disponível . Essai Disponible Testbericht Verfügbar . Ensayo Disponible		Product to Product Produto a Produto . Produit a Produit Je nach Produkt . Producto a Producto			
Resistance to Slipping Resistência ao Escorregamento . Résistance au Glissement Rutschhemmung . Resistencia al Deslizamiento	DIN 51097	Test Available Ensaio Disponível . Essai Disponible Testbericht Verfügbar . Ensayo Disponible		Product to Product Produto a Produto . Produit a Produit Je nach Produkt . Producto a Producto			
Resistance to Slipping Resistência ao Escorregamento . Résistance au Glissement Rutschhemmung . Resistencia al Deslizamiento	UNE 41901 EX	Test Available Ensaio Disponível . Essai Disponible Testbericht Verfügbar . Ensayo Disponible		Product to Product Produto a Produto . Produit a Produit Je nach Produkt . Producto a Producto			
Linear Thermic Expansion Coefficient (100°C) Coeficiente de Dilatação Térmica Linear (100°C) Coefficient de Dilatation Thermique Linéaire (100°C) Linearer Wärmeausdehnungskoeffizient (100°C) Coeficiente de Dilatación Térmica Lineal (100°C)	EN ISO 10545-8	Test Available Ensaio Disponível . Essai Disponible Testbericht Verfügbar . Ensayo Disponible		<9x10 ⁻⁶ k ⁻¹			

(a)
To be indicated by the manufacturer.
A indicar pelo fabricante.
À préciser par le fabricant.
Nach Herstellerangabe.
A indicar por el fabricante.

(b)
H - High Concentration.
H - Alta Concentração.
H - Haute Concentration.
H - Hohe Konzentration .
H - Alta Concentración.

(1) Thickness 0.45cm
According to the requirement of Cahiers du CSTB - ≥ 400N and <600N
Conforme requisito do Cahiers du CSTB - ≥ 400N e <600N
Comme exigence des Cahiers du CSTB - ≥ 400N et <600N
Gemäß Anforderung der Cahiers du CSTB - ≥ 400N und <600N
Como requisito de Cahiers du CSTB - ≥ 400N y <600N

(2)
Depends on the type of finish.
Depende do tipo de acabamento.
Dépend du type de finition.
Hängt von der Oberfläche ab.
Depende del tipo de acabado.

		FLOOR TILES (B) . PAVIMENTOS (B) . CARREAUX DE SOL (B) BODENFLIESEN (B) . PAVIMENTOS (B)		WALL TILES (C) . REVESTIMENTOS (C) . REVÊTEMENTS (C) WANDFLIESEN (C) . REVESTIMENTOS (C)		
Features	Standard	Specification EN 14411 Group BI b-GL	ALELUIA Specification	Specification EN 14411 Group BIII-GL	ALELUIA Specification	
Características Caractéristiques Technische Eigenschaften Características	Norma Norme Norm Norma	Especificação EN 14411 Grupo BI b-GL Spécification EN 14411 Groupe BI b-GL Hauseigene Norm EN 14411 Gruppe BI b-GL Especificación EN 14411 Grupo BI b-GL	Especificação Spécification Hauseigene Norm Especificación	Especificação EN 14411 Grupo BIII-GL Spécification EN 14411 Groupe BIII-GL Hauseigene Norm EN 14411 Gruppe BIII-GL Especificación EN 14411 Grupo BIII-GL	Especificação Spécification Hauseigene Norm Especificación	
Size Tolerance (%) Tolerâncias Dimensionais (%) . Tolérances Dimensionnelles (%) Maßtoleranz (%) . Tolerancias Dimensionales (%)	EN ISO 10545-2	± 0,6 Maximum Value ± 2 mm Valor Máximo ± 2 mm . Valeur Maximum ± 2 mm Maximalwert ± 2 mm . Valor Máximo ± 2 mm	± 0,4	± 0,5 Maximum Value ± 2 mm Valor Máximo ± 2 mm . Valeur Maximum ± 2 mm Maximalwert ± 2 mm . Valor Máximo ± 2 mm	In Accordance Conforme . En Conformité Konform . En Conformidad	
Thickness (%) Espessura (%) . Épaisseur (%) Stärke (Abweichung) (%) . Espesor (%)		± 5 Maximum Value ± 0,5 mm Valor Máximo ± 0,5 mm . Valeur Maximum ± 0,5 mm Maximalwert ± 0,5 mm . Valor Máximo ± 0,5 mm	In Accordance Conforme . En Conformité Konform . En Conformidad	± 10 Maximum Value ± 0,5 mm Valor Máximo ± 0,5 mm . Valeur Maximum ± 0,5 mm Maximalwert ± 0,5 mm . Valor Máximo ± 0,5 mm	In Accordance Conforme . En Conformité Konform . En Conformidad	
Rectilinearity (%) Retilinaridade (%) . Rectilinéarité (%) Kantengeradheit (%) . Retilinearidad (%)		± 0,5 Maximum Value ± 1,5 mm Valor Máximo ± 1,5 mm . Valeur Maximum ± 1,5 mm Maximalwert ± 1,5 mm . Valor Máximo ± 1,5 mm	± 0,3	± 0,3 Maximum Value ± 1,5 mm Valor Máximo ± 1,5 mm . Valeur Maximum ± 1,5 mm Maximalwert ± 1,5 mm . Valor Máximo ± 1,5 mm	In Accordance Conforme . En Conformité Konform . En Conformidad	
Orthogonality (%) Ortogonalidade (%) . Orthogonalité (%) Rechtwinkeligkeit (%) . Ortogonalidad (%)		± 0,5 Maximum Value ± 2 mm Valor Máximo ± 2 mm . Valeur Maximum ± 2 mm Maximalwert ± 2 mm . Valor Máximo ± 2 mm	± 0,4	± 0,5 Maximum Value ± 2 mm Valor Máximo ± 2 mm . Valeur Maximum ± 2 mm Maximalwert ± 2 mm . Valor Máximo ± 2 mm	In Accordance Conforme . En Conformité Konform . En Conformidad	
Flatness Planaridade Planarité Ebenförmigkeit Planaridad	Central Curvature (%) Curvatura Central (%) Courbure Centrale (%) Mittige Krümmung (%) Curvatura Central (%)	± 0,5 Maximum Value ± 2 mm Valor Máximo ± 2 mm . Valeur Maximum ± 2 mm Maximalwert ± 2 mm . Valor Máximo ± 2 mm	- 0,10 / + 0,15	- 0,3 / + 0,5 Maximum Value from -1,5 mm to 2 mm Valor Máximo de -1,5 mm a 2 mm Valeur Maximum de -1,5 mm à 2 mm Maximalwert von -1,5 mm bis 2 mm Valor Máximo de -1,5 mm a 2 mm	- 0,1 / + 0,2	
	Lateral Curvature (%) Curvatura Lateral (%) Courbure Latérale (%) Kantenkrümmung (%) Curvatura Lateral (%)	± 0,5 Maximum Value ± 2 mm Valor Máximo ± 2 mm . Valeur Maximum ± 2 mm Maximalwert ± 2 mm . Valor Máximo ± 2 mm	- 0,10 / + 0,15	- 0,3 / + 0,5 Maximum Value from -1,5 mm to 2 mm Valor Máximo de -1,5 mm a 2 mm Valeur Maximum de -1,5 mm à 2 mm Maximalwert von -1,5 mm bis 2 mm Valor Máximo de -1,5 mm a 2 mm	- 0,1 / + 0,2	
	Diagonal Deflection (%) Flecha à Diagonal (%) Flèche en Diagonale (%) Krümmung in der Diagonale (%) La Flecha Diagonal (%)	± 0,5 Maximum Value ± 2 mm Valor Máximo ± 2 mm . Valeur Maximum ± 2 mm Maximalwert ± 2 mm . Valor Máximo ± 2 mm	- 0,10 / + 0,20	± 0,5 Maximum Value ± 2 mm Valor Máximo ± 2 mm . Valeur Maximum ± 2 mm Maximalwert ± 2 mm . Valor Máximo ± 2 mm	- 0,1 / + 0,25	
Water Absorption (%) Absorção de Água (%) . Absorption d'eau (%) Wasseraufnahme (%) . Absorción de Agua (%)	EN ISO 10545-3	> 0,5 e ≤ 3	≤ 3	10 a 20	15 ± 4	
Modulus of Rupture (N / mm²) Módulo de Rutura (N / mm ²) . Module de Rupture (N / mm ²) Bruchfestigkeit (N / mm ²) . Módulo de Ruptura (N / mm ²)	EN ISO 10545-4	≥ 30	≥ 30	Thickness . Espessura . Épaisseur Stärke . Espesor < 7,5mm ≥ 15	Thickness . Espessura . Épaisseur Stärke . Espesor < 7,5mm ≥ 16 (4)	
Flexion resistance (N) Resistência à flexão (N) Résistance à la flexion (N) Biegefestigkeit (N) Resistencia a la flexión (N)	EN ISO 10545-4	Thickness . Espessura . Épaisseur Stärke . Espesor ≥ 7,5mm ≥ 1100	Thickness . Espessura . Épaisseur Stärke . Espesor ≥ 7,5mm ≥ 1100 (3)	Thickness . Espessura . Épaisseur Stärke . Espesor ≥ 7,5mm ≥ 600	Thickness . Espessura . Épaisseur Stärke . Espesor ≥ 7,5mm ≥ 600 (5)	
		Thickness . Espessura . Épaisseur Stärke . Espesor < 7,5mm ≥ 700	Thickness . Espessura . Épaisseur Stärke . Espesor < 7,5mm ≥ 700 (4)	Thickness . Espessura . Épaisseur Stärke . Espesor < 7,5mm ≥ 200	Thickness . Espessura . Épaisseur Stärke . Espesor < 7,5mm ≥ 200 (4)	
Thermal Shock Resistance Resistência ao Choque Térmico . Résistance aux Écarts de Température . Temperaturwechselbeständigkeit . Resistencia al Choque Térmico	EN ISO 10545-9	Resistant Résistente . Résistant Beständig . Resistente	Resistant Résistente . Résistant Beständig . Resistente	Resistant Résistente . Résistant Beständig . Resistente	Resistant Résistente . Résistant Beständig . Resistente	
Crack Resistance Resistência ao Fendilhamento . Résistance aux Craquere Haarrisbeständigkeit . Resistencia a la Fisuración	EN ISO 10545-11	Resistant Résistente . Résistant Beständig . Resistente	Resistant Résistente . Résistant Beständig . Resistente	Resistant Résistente . Résistant Beständig . Resistente	Resistant Résistente . Résistant Beständig . Resistente	
Stain Resistance Resistência às Manchas . Résistance aux Tâches Fleckenbeständigkeit . Resistencia a las Manchas	EN ISO 10545-14	Minimum Class 3 Mínimo Classe 3 . Minimum Classe 3 Mindest Klasse 3 . Mínimo Clase 3	Class 4 or 5 Classe 4 ou 5 . Classe 4 ou 5 Klasse 4 or 5 . Classe 4 o 5	Minimum Class 3 Mínimo Classe 3 . Minimum Classe 3 Mindest Klasse 3 . Mínimo Clase 3	Class 4 or 5 Classe 4 ou 5 . Classe 4 ou 5 Klasse 4 or 5 . Classe 4 o 5	
Chemical Resistance Resistência Química Résistance aux Agents Chimiques Chemische Beständigkeit Resistencia Química	EN ISO 10545-13	Household Detergents Detergentes Domésticos Détergents Domestiques Haushaltsreiniger Detergentes Domésticos	≥ Class B ≥ Classe B . ≥ Classe B ≥ Klasse B . ≥ Classe B	Class A Classe A . Classe A Klasse A . Classe A	≥ Class B ≥ Classe B . ≥ Classe B ≥ Klasse B . ≥ Classe B	
		Additives for Pools Aditivos para Piscinas Additifs pour Piscines Zusatzstoffe für Schwimmbäder Aditivos para Piscinas	≥ Class B ≥ Classe B . ≥ Classe B ≥ Klasse B . ≥ Classe B	Class A Classe A . Classe A Klasse A . Classe A	≥ Class B ≥ Classe B . ≥ Classe B ≥ Klasse B . ≥ Classe B	Class A Classe A . Classe A Klasse A . Classe A
		Acids Ácidos . Acides Säuren . Ácidos	(1)	Class LA (1a) Classe LA (1a) . Classe LA (1a) Klasse LA (1a) . Classe LA (1a)	(1)	Class LA (1a) Classe LA (1a) . Classe LA (1a) Klasse LA (1a) . Classe LA (1a)
		Bases Bases . Bases Laugen . Bases	(1)	Class LA (1a) Classe LA (1a) . Classe LA (1a) Klasse LA (1a) . Classe LA (1a)	(1)	Class LA (1a) Classe LA (1a) . Classe LA (1a) Klasse LA (1a) . Classe LA (1a)

		FLOOR TILES (B) . PAVIMENTOS (B) . CARREAUX DE SOL (B) BODENFLIESEN (B) . PAVIMENTOS (B)		WALL TILES (C) . REVESTIMENTOS (C) . REVÊTEMENTS (C) WANDFLIESEN (C) . REVESTIMENTOS (C)	
Features	Standard	Specification EN 14411 Group BI b-GL	ALELUIA Specification	Specification EN 14411 Group BIII-GL	ALELUIA Specification
Resistance to Abrasion Resistência à Abrasão . Résistance à l'Abrasion Abriebfestigkeit . Resistencia a la Abrasión	EN ISO 10545-7	I to V I a V . I a V I bis V . I a V		-	-
Frost Resistance Resistência ao Gelo . Résistance au Gel Frostbeständigkeit . Resistencia al Hielo	EN ISO 10545-12	Resistant Résistente . Résistant Beständig . Resistente		-	(6)
Resistance to Slipping Resistência ao Escorregamento Résistance au Glissement Rutschhemmung Resistencia al Deslizamiento	DIN 51130	Test Available Ensaio Disponível Essai Disponible Testbericht Verfügbar Ensayo Disponible	Product to Product Produito a Produto Produit a Produit Je nach Produkt Producto a Producto	-	-
Resistance to Slipping Resistência ao Escorregamento Résistance au Glissement Rutschhemmung Resistencia al Deslizamiento	DIN 51097	Test Available Ensaio Disponível Essai Disponible Testbericht Verfügbar Ensayo Disponible	Product to Product Produito a Produto Produit a Produit Je nach Produkt Producto a Producto	-	-
Resistance to Slipping Resistência ao Escorregamento Résistance au Glissement Rutschhemmung Resistencia al Deslizamiento	UNE 41901 EX	Test Available Ensaio Disponível Essai Disponible Testbericht Verfügbar Ensayo Disponible	Product to Product Produito a Produto Produit a Produit Je nach Produkt Producto a Producto	-	-

- (B) Single Fired White Body Glazed Floor Tiles - EN14411 - Group BI b-GL (1st choice)**
- (C) Single Fired White Body Wall Tiles EN 14411 - Group BIII-GL (1st choice) - Applicable to edges ≥ 15 cm**
- (1) To be indicated by the producer – Product by Product**
- (1a) Acids and bases (low concentration)**
- (2) Depending on glass / colour**
- (3) Formats: 20x20; 45x45 cm**
- (4) Format: 20x20 cm**
- (5) Formats: 6.5x13; 6.7x14; 10x10; 13x13; 14x14; 13.5x15; 15x15; 8.6x26.2; 20x40; 20x50; 25X40; 26.7x41.6; 30x60; 30x90 cm**
- (6) Not applicable on wall tiles for interiors.**

- (B) Pavimentos Cerâmicos de Pasta Branca Monocozedura - EN14411 - Grupo BI b-GL (1ª escolha)
- (C) Revestimentos Cerâmicos de Pasta Branca Porosa - EN 14411 - Grupo BIII-GL (1ª escolha) - Aplicável a arestas ≥ 15 cm
- (1) A indicar pelo produtor - Produto a Produto
- (1a) Ácidos e Bases (baixa concentração)
- (2) Consoante o vidro / cor
- (3) Formatos: 20x20; 45x45 cm
- (4) Formato: 20x20 cm
- (5) Formatos: 6.5x13; 6.7x14; 10x10; 13x13; 14x14; 13.5x15; 15x15; 8.6x26.2; 20x40; 20x50; 25X40; 26.7x41.6; 30x60; 30x90 cm
- (6) Não aplicável ao revestimento para interiores.

- (B) Carreaux Céramiques de Pâte Blanche Vitriifié en accord avec la EN 14411 - Groupe BI b-GL (1er choix)
- (C) Revêtement Céramique en Pâte Blanche Classifié en accord avec la EN 14411 - Groupe BIII-GL (1er choix) - Applicable à des côtés ≥ 15 cm
- (1) A indiquer par le Producteur- Produit par Produit
- (1a) Acides et Bases (Faible concentration)
- (2) Selon le verre / la couleur
- (3) Formats: 20x20; 45x45 cm
- (4) Format: 20x20 cm
- (5) Formats: 6.5x13; 6.7x14; 10x10; 13x13; 14x14; 13.5x15; 15x15; 8.6x26.2; 20x40; 20x50; 25X40; 26.7x41.6; 30x60; 30x90 cm
- (6) Ne s'applique pas aux revêtements pour l'intérieur.

- (B) Keramische Fliesen aus weißen Scherben glasiert entsprechend EN14411 – Gruppe BI b-GL (1.Wahl)
- (C) Keramische Wandfliesen aus weißen Scherben entsprechend EN14411 – Gruppe BIII-GL (1.Wahl) - Anwendbar auf Kanten ≥ 15 cm
- (1) Wie vom Hersteller produktbezogen anzugeben
- (1a) Säuren und Laugen (Niedrige Konzentration)
- (2) Je nach Glas / Farbe
- (3) Formate: 20x20; 45x45 cm
- (4) Formate: 20x20 cm
- (5) Formate: 6.5x13; 6.7x14; 10x10; 13x13; 14x14; 13.5x15; 15x15; 8.6x26.2; 20x40; 20x50; 25X40; 26.7x41.6; 30x60; 30x90 cm
- (6) Nicht anwendbar auf Beschichtung für Innerräume.

- (B) Pavimentos Cerâmicos de Pasta Blanca en monocozedura – EN14411 – Grupo BI b-GL (1ª Calidad)
- (C) Revestimientos Cerâmicos de Pasta Blanca Porosa - EN14411 – Grupo BIII-GL (1ª calidad) - Aplicable a bordes ≥ 15 cm
- (1) A especificar por el fabricante – Producto a Producto
- (1a) Ácidos y bases (baja concentración)
- (2) Dependiendo del vidrio / color
- (3) Formatos: 20x20; 45x45 cm
- (4) Formato: 20x20 cm
- (5) Formatos: 6.5x13; 6.7x14; 10x10; 13x13; 14x14; 13.5x15; 15x15; 8.6x26.2; 20x40; 20x50; 25X40; 26.7x41.6; 30x60; 30x90 cm
- (6) No aplicable a los revestimientos interiores.

In areas where there is risk of slipping, the application of ALELUIA CERÁMICAS series anti-slip material with structured surfaces significantly reduces the risk. The indicators used for slip measurement are briefly described below:

R – The tilt angle reached during the slip resistance test. Classification according to DIN 51130.

A, B, C – Indicators of slip resistance in wet areas where people walk barefoot (C = maximum slip foreseen). Classification according to DIN 51097.

1, 2, 3 – Classification of the slip resistance value (RH) according to the Pendulum Method. Classification according to UNE 41901 EX.

Dort wo Ausrutschgefahr besteht, reduziert das Auftragen von Antirutschmittel der Serie ALELUIA CERÁMICAS auf Strukturoberflächen bedeutend das Risiko. Die benutzte Indikatoren der Rutschmessung sind unten kurz beschrieben:

R – Neigungswinkel während des Tests für die Auslaufbeständigkeit. Klassifizierung gemäss der Norm DIN 51130.

A, B, C – Beständigkeitsindikatoren für das Ausrutschen in nasseuchten Abschnitten, in denen barfuss gegangen wird (C= Höchstwert für eingeplantes Ausrutschen). Klassifizierung gemäss der Norm DIN 51097.

1, 2, 3 – Klassifizierung für den Wert der Ausrutschbeständigkeit (RH) gemäss der Pendelmethode. Klassifizierung nach der Norm UNE 41901 EX.

Em zonas de risco de escorregamento, a aplicação de material antiderrapante das séries ALELUIA CERÁMICAS com superfícies estruturadas reduzem significativamente o risco. De seguida apresentamos sumariamente os indicadores usados na medida do escorregamento:

R – O ângulo de inclinação atingido durante o teste de resistência ao escorregamento. Classificação segundo a norma DIN 51130.

A, B, C – Indicadores de resistência ao escorregamento em zonas molhadas onde se anda descalço (C= máximo de escorregamento previsto). Classificação segundo a norma DIN 51097.

1, 2, 3 – Classificação do valor da resistência ao deslizamento (RH) segundo o Método do Pêndulo. Classificação segundo a norma UNE 41901 EX.

En las zonas de riesgo de deslizamiento, la aplicación de material antideslizante de las series ALELUIA CERÁMICAS con superficies estructuradas reduce significativamente el riesgo. A continuación presentamos sumariamente los indicadores usados en la medida del deslizamiento:

R – El ángulo de inclinación alcanzado durante la prueba de resistencia al deslizamiento. Clasificación según la norma DIN 51130.

A, B, C – Indicadores de resistencia al deslizamiento en zonas húmedas donde se camina descalzo (C= máximo de deslizamiento establecido). Clasificación según la norma DIN 51097.




1, 2, 3 – Clasificación del valor de la resistencia al deslizamiento (RH) según el método del péndulo. Clasificación según la norma UNE 41901 EX.

Dans les zones où il y a le risque de glissement, l'application du matériel antidérapant des séries ALELUIA CERÁMICAS avec des surfaces structurées réduit substantiellement le risque. Ensuite on présente brièvement les indicateurs utilisés dans la mesure du glissement:

R – L'angle d'inclinaison atteint pendant le teste de résistance au glissement. Classification selon la norme DIN 51130.

A, B, C – Indicateurs de la résistance au glissement dans les zones mouillées où les personnes se déplacent aux pieds nus (C= glissement maximal prévu). Classification selon la norme DIN 51097.

1, 2, 3 – Classification de la valeur de la résistance au glissement (RH) selon la Méthode du pendule. Classification selon la norme UNE 41901 EX.

DIN 51097 - INDICATORS OF SLIP RESISTANCE IN WET AREAS WHERE PEOPLE WALK BAREFOOT INDICADORES DE RESISTÊNCIA AO ESCORREGAMENTO EM ZONAS MOLHADAS ONDE SE ANDE DESCALÇO . INDICATEURS DE RÉSISTANCE AU GLISSEMENT DANS LES ZONES MOUILLÉES OU LES PERSONNES SE DÉPLACENT AUX PIEDS NUS . ESTÄNDIGKEITSINDIKATOREN BEZÜGLICH AUSRUTSCHEN IN FEUCHTNASSEN ABSCHNITTEN, IN DENEN BARFUSS GEGANGEN WIRD INDICADORES DE RESISTENCIA AL DESLIZAMIENTO EN ZONAS HÚMEDAS DONDE SE CAMINA DESCALZO			
			
Tilt Angle Ângulo de Inclinação . Angle d'inclinaison Neigungswinkel . Ángulo de Inclinación	≥12°	≥18°	≥24°
Class Classe . Classe Klasse . Clase	A	A+B	A+B+C

Anti-slip floors are advantageous for all the areas where people walk barefoot and there is risk of slipping. Thus:

Category A:
Anti-slip performance (≥12)
- Areas where people walk barefoot (considerably dry)
- Dressing for individual and group

Category A+B:
Anti-slip performance (≥18)
- Bathrooms
- Areas surrounding swimming pools
- Bottom of shallow swimming pools
- Children's swimming pools

Category A+B+C:
Anti-slip performance (≥24)
- Crossing area in swimming pools
- Tilted edges of swimming pools

Os pavimentos antiderrapantes são vantajosos para todas as áreas onde se anda descalço e haja perigo de escorregamento. Sendo assim:

Categoria A:
Desempenho do antiderrapante (≥12°)
- Zonas onde se anda descalço (consideravelmente secos)
- Vestiários individuais e de grupo

Categoria A+B:
Desempenho do antiderrapante (≥18°)
- Casas de banho
- Áreas circundantes de piscinas
- Fundo de piscinas pouco profundas
- Piscinas de crianças





Categoria A+B+C:
Desempenho do antiderrapante (≥24°)
- Zona de passagem em piscinas
- Limites inclinados de piscinas


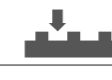

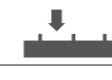

Les sols antidérapants sont plus appropriés pour les zones où les personnes se déplacent aux pieds nus ou où il y a le danger de glissement. Donc:

Catégorie A:
Performance de l'antidérapant (≥12°)
- Zones où les personnes se déplacent aux pieds nus (considérablement secs)
- Vestiaires individuels ou de groupe

Catégorie A+B:
Performance de l'antidérapant (≥18°)
- Salles de bains
- Zones entourant les piscines
- Fond de piscines peu profondes
- Piscines pour les enfants

Catégorie A+B+C:
Performance de l'antidérapant (≥24°)
- Zone de passage des piscines
- Limites inclinés des piscines

DIN 51130 - SLIP RESISTANCE RESISTÊNCIA AO ESCORREGAMENTO . RÉSISTANCE AU GLISSEMENT . RUTSCHHEMMUNG . RESISTENCIA AL DESLIZAMIENTO				
				
Tilt Angle Ângulo de Inclinação . Angle d'inclinaison Neigungswinkel . Ángulo de Inclinación	>6,1°-10°	>10°-19°	>19°-27°	>27°-35°
Static Friction Atrito Estático . Frottement Statique Statische Reibung . Fricción Estática	Low Baixo . Bas Niedrige . Bajo	Normal Normal . Normal Normale . Normal	Greater Maior . Majeur Grössere . Mayor	High Elevado . Elevé Erhöhte . Alta
Class Classe . Classe Klasse . Clase	R9	R10	R11	R12

RUN-OFF VOLUME VOLUME DE ESCOAMENTO . VOLUME D'ÉCOULEMENT . ABFLUSSMENGE . CAUDAL VOLUMÉTRICO				
				
cm ³ / dm ² 4	cm ³ / dm ² 6	cm ³ / dm ² 8	cm ³ / dm ² 10	
Class Classe . Classe Klasse . Clase	V4	V6	V8	V10
	<p>Crossing Area Superficie de Passagem / Surface de Passage / Durchgangsoberfläche / Superficie de Pasaje</p> <p>Collecting Area Espaço de Recolha / Espace de Recueil / Sammelraum / Espacio de Recogida</p> <p>Drainage Level Nível de Drenagem / Niveau de Drainage / Dränagehöhe / Nivel de Drenaje</p>			
V4 4cm ³ / dm ² V8 8cm ³ / dm ²	V6 6cm ³ / dm ² V10 10cm ³ / dm ²			

Beständigkeitsangaben für Ausrutschen an nassen Durchgangsstellen, auf denen barfuss gegangen wird:

Kategorie A:
Leistung des Antirutschmittels (≥12°)
- Bereiche, in denen barfuss gegangen wird (verhältnismässig trocken)
- Einzel- und Gruppenumkleiden

Kategorie A+B:
Leistung des Antirutschmittels (≥18°)
- Toiletten
- an die Schwimmbäder angrenzende Umgebungsflächen
- Tiefe bei wenig tiefen Schwimmbädern
- Kinderbecken

Kategorie A+B+C:
Leistung des Antirutschmittels (≥24°)
- Durchgangsbereiche in Schwimmbädern
- Neigungsbegrenzung von Schwimmbädern

Los pavimentos antideslizantes son ventajosos para todas las áreas donde se camina descalzo y existe el peligro de deslizamiento. Por lo tanto:

Categoría A:
El desempeño del antideslizante (≥12°)
-Zona donde se camina descalzo (considerablemente seco)
-Vestuarios individuales y de grupo

Categoría A+B:
El desempeño del antideslizante (≥18°)
-Cuartos de baño
-Áreas alrededor de piscinas
-Fondo de piscinas poco profundas
-Piscinas de niños

Categoría A+B+C:
El desempeño del antideslizante (≥24°)
-Zona de paso en piscinas
-Límites de inclinación de piscinas



UNE 41901 EX - PENDULUM METHOD MÉTODO DO PÉNDULO . MÉTHODE DU PENDULE . PENDELMETHODE . MÉTODO DEL PÉNDULO			
Resistance to Slip RD (Read Value) Resistência ao Deslizamento RD (Valor Lido) Résistance au glissement RD (Valeur Lue) Ausrutschbeständigkeit RD (Gelesener Wert) Resistencia al Deslizamiento RD (Valor Lido)	15 < RD ≤ 35	35 < RD ≤ 45	RD > 45
Application Aplicação Application Anwendung Aplicación	Considerably dry internal areas. Zonas interiores consideravelmente secas. Zones à l'intérieur considérablement sèches. Relativ trockene Bereiche. Zonas interiores muy secas.	Wet internal areas. Zonas interiores húmidas. Zones humides à l'intérieur. Feuchte Innenbereiche. Zonas interiores húmedas.	Industrial areas where there are oils and lubricants and external areas of swimming pools. Zonas industriais onde existam gorduras e lubrificantes e zonas externas de piscinas. Zones industrielles où il y a des graisses et des lubrifiants et zones extérieures des piscines. Industriebereiche, in denen es Fette und Schmiermittel gibt und Schwimmbadaussenbereiche. Zonas industriales donde hay grasas y lubricantes y zonas exteriores de piscinas.
Class Classe . Classe Klasse . Clase	1	2	3

Determines the slip resistance coefficients of the pendulum tipping over the surface to be tested, and evaluated according to UNE 41901 EX.

The classification of floor tiles derives from the sliding resistance value, which determines their class and, hence, position. This test is always conducted in both directions of the ceramic tile.

Legt die Beständigkeitskoeffizienten beim Ausrutschen des über der Testfläche hin und her schwingenden Pendels fest. Die Bewertung erfolgt nach der Norm UNE 41901 EX.

Die Klassifizierung des Bodens folgt nach dem Beständigkeitswert für Ausrutschen. Dieser Wert legt die Klasse fest und die Stelle. Der Test erfolgt stets in den beiden Richtungen des Keramikteils.

Determina os coeficientes de resistência ao deslizamento do pêndulo em basculamento sobre a superfície a testar. É avaliado segundo a norma UNE 41901 EX.

A classificação do pavimento resulta do valor da resistência ao deslizamento, que determina a classe do mesmo e assim a sua localização. Este teste é feito sempre nos dois sentidos da peça cerâmica.

Determina los coeficientes de resistencia al deslizamiento del péndulo en inclinación sobre la superficie a ensayar. Se evalúa según la norma UNE 41901 EX.

La clasificación del pavimento resulta del valor de resistencia al deslizamiento, que determina la clase y su localización. Esta prueba se hace siempre en las dos vías de la pieza cerámica.

Détermine les coefficients de résistance au glissement du pendule en basculement sur la surface à tester et il est évalué selon la norme UNE 41901 EX.

La classification du sol résulte de la valeur de la résistance au glissement, qui détermine la classe du sol et donc sa localisation. Ce teste est effectué toujours dans les deux directions de la pièce céramique.

BS 7976 - PENDULUM METHOD MÉTODO DO PÉNDULO . MÉTHODE DU PENDULE . PENDELMETHODE . MÉTODO DEL PÉNDULO	
PTV Pendulum Test Value	Slip Potential Risk . Risco . Risque . Risiko . Riesgo
0-24	High potential for slipping. Elevado potencial de escorregamento. / Fort potentiel de glissement. / Erhöhtes Rutschrisiko. / Alto potencial de deslizamiento.
25-35	Moderate potential for slipping. Potencial de escorregamento moderado. / Potentiel de glissement modéré. / Mäßiges Rutschrisiko. / Potencial de deslizamiento moderado.
≥ 36	Low potential for slipping. Baixo potencial de escorregamento. / Bas potentiel de glissement. / Niedriges Rutschrisiko. / Potencial de deslizamiento bajo.

AS 4586 - WET PENDULUM TEST MÉTODO DO PÉNDULO . MÉTHODE DU PENDULE . PENDELMETHODE . MÉTODO DEL PÉNDULO		
Class Classe . Classe Klasse . Clase	Pendulum SRV (Slider 96)	Slip Potential Risk . Risco . Risque . Risiko . Riesgo
P5	> 54	Low potential for slipping. Baixo potencial de escorregamento. / Bas potentiel de glissement. / Niedriges Rutschrisiko. / Potencial de deslizamiento bajo.
P4	45-54	Low potential for slipping. Baixo potencial de escorregamento. / Bas potentiel de glissement. / Niedriges Rutschrisiko. / Potencial de deslizamiento bajo.
P3	35-44	Low potential for slipping. Baixo potencial de escorregamento. / Bas potentiel de glissement. / Niedriges Rutschrisiko. / Potencial de deslizamiento bajo.
P2	25-34	Moderate potential for slipping. Potencial de escorregamento moderado. / Potentiel de glissement modéré. / Mäßiges Rutschrisiko. / Potencial de deslizamiento moderado.
P1	12-24	High potential for slipping. Elevado potencial de escorregamento. / Fort potentiel de glissement. / Erhöhtes Rutschrisiko. / Alto potencial de deslizamiento.
P0	<12	High potential for slipping. Elevado potencial de escorregamento. / Fort potentiel de glissement. / Erhöhtes Rutschrisiko. / Alto potencial de deslizamiento.

Page	Series Série . Série Serie . Serie	Finish Acabamento . Finition Oberflächen . Acabado	DIN 51130		DIN 51097		UNE 41901 EX (TRL)	BS 7976 (PTV 4S)
82	ALPE	Matte	R9		A		Class 1	
90	AVENUE	Natural	R9				Class 1	
26	BACKSTAGE	Natural	R10				Class 2	PTV ≥ 36
		Anti-Slip	R11		A+B+C		Class 3	PTV ≥ 36
242	BALANCE	Natural	R10		A+B		Class 1	PTV ≥ 36
118	BOSCO	Natural	R9 (20x120 ret.)	R10	A (20x120 ret.)		Class 1 (20x120 ret.)	
		Anti-Slip	R11		A+B	A+B+C (20x120 ret.)	Class 3 (20x120 ret.)	PTV ≥ 36
44	BOULEVARD	Natural	R9		A		Class 1	
		Anti-Slip	R11		A+B		Class 2	PTV ≥ 36
52	CONCRETE	Natural	R10				Class 1	
268	DANDY	Natural	R10		A		Class 3	PTV ≥ 36
134	DECK	Natural	R11		A+B+C			
318	DETROIT	CI	R10		A		Class 2	PTV ≥ 36
364	ESSENCE	Natural	R10		A	A+B (Branco)	Class 1	
212	ETERNAL STONE	Matte	R9		A		Class 1	
374	FEEL	Natural	R9				Class 1	
		CI	R10		A+B		Class 2	PTV ≥ 36
12	FLOW	Natural	R10		A+B			PTV ≥ 36
		Anti-Slip	R11		A+B		Class 3	PTV ≥ 36
100	FOCUS	Anti-Slip	R11				Class 2	PTV ≥ 36
260	GRANIT	Anti-Slip	R11		A+B+C		Class 3	PTV ≥ 36
466	INDUSTRIAL	Natural	R9				Class 1	
		CI	R10		A		Class 2	PTV ≥ 36
		Anti-Slip	R11		A+B		Class 3	PTV ≥ 36
		Textured CI	R12		A+B		Class 3	PTV ≥ 36
		Drainage Textured	R12-V6		A+B+C		Class 3	PTV ≥ 36
472	KERABRAILLE	CI	R10-V10		A		Class 2	PTV ≥ 36
34	KOMPACT	Natural	R9				Class 1	
		Anti-Slip	R11				Class 2	PTV ≥ 36
128	LUMBER	Natural	R9		A		Class 1	
152	MUSE	Natural	R10		A+B		Class 1	PTV ≥ 36
224	MUSTANG SLATE	Natural	R10		A+B		Class 1	
164	NATURA KALACATA	Natural	R10				Class 2	
170	NATURA TRAVERTINO	Natural	R10				Class 2	
112	NOBLE	Natural	R9		A		Class 1	
		Anti-Slip	R11		A+B		Class 2	PTV ≥ 36
104	OSLO	Natural	R9		A		Class 1	
		Anti-Slip	R11		A+B		Class 2	PTV ≥ 36
198	PIAZEN	Natural	R10		A+B		Class 1	PTV ≥ 36
		Bush-Hammered	R11		A+B+C		Class 1	
		Matte	R10		A		Class 1	
138	PRO-DECK	CI	R11		A+B+C			
174	PURE TRAVERTINE	Natural	R9		A+B		Class 2	PTV ≥ 36
		Anti-Slip	R11		A+B+C		Class 3	PTV ≥ 36
184	STONE AGE	Natural	R10		A+B		Class 2	PTV ≥ 36
		Anti-Slip	R11		A+B+C		Class 3	PTV ≥ 36
66	STUDIO	Natural	R9					
		Matte	R10		A			
460	TECHNICAL	Natural	R9				Class 1	
		CI	R10		A		Class 2	PTV ≥ 36
		Anti-Slip	R11		A+B		Class 3	PTV ≥ 36
350	TERRA 1.4	Anti-Slip	R11		A+B		Class 3	PTV ≥ 36
344	TOUCH	Matte	R10		A		Class 2	
232	URBAN STONE	Natural	R10		A		Class 1	PTV ≥ 36
		Anti-Slip	R11		A+B+C		Class 3	PTV ≥ 36
76	VALLE	Natural	R9				Class 1	
380	X-TREME	Natural	R10				Class 2	PTV ≥ 36


Page	Series Série . Série Serie. Serie	Type of Product Tipologia de Produto . Type de Produit Produkttyp . Tipo de Producto	Sizes Formatos . Formats Format . Formatos	Finish Acabamento . Finition Oberflächen . Acabado	Colour / Ref Cor/Ref . Couleur/Ref Farbe/Ref . Color/Ref											
82	ALPE	Wall Tiles	30x60x0.85 cm	Matte	White R850	WallPE3C2										
					Grey R851	WallPE3C2										
					Anthracite R852	WallPE3C2										
					Decor Hidra Grey R858	WallPE3C2										
					White 3156	WallPE3C2										
					Grey 3157	WallPE3C2										
			26.7x41.6x0.77 cm	Matte	Anthracite 3158	WallPE3C2										
					Decor Hidra Grey 3159	WallPE3C2										
					Beige R3717	WallPE3C2										
					Silver R3718	WallPE3C2										
					Grey R3719	WallPE3C2										
					Ceppo di Gre R3722	WallPE3C2										
242	BALANCE	Wall Tiles	30x60x0.85 cm	Matte	Cubic Beige R3723	WallPE3C2										
					Cubic Silver R3724	WallPE3C2										
					Cubic Grey R3725	WallPE3C2										
					Muretto Beige R3726	WallPE3C2										
					Muretto Silver R3727	WallPE3C2										
					Muretto Grey R3728	WallPE3C2										
					44	BOULEVARD	Porcelain Tiles	30x60x0.85 cm	Natural	Light P3080	WallPE3C2					
										Greige P3081	WallPE3C2					
										Grey P3082	WallPE3C2					
										Dark P3083	WallPE3C2					
										412	BRANCOS	Wall Tiles	30x60x0.85 cm	Shine	Branco R826	WallPE3C2
														Matte	Branco R827	WallPE3C2
30x60x0.85 cm	Matte	White R3811	WallPE3C2													
		Beige R3812	WallPE3C2													
		Grey R3813	WallPE3C2													
		Talisman White R3814	WallPE3C2													
		Talisman Beige R3815	WallPE3C2													
		Talisman Grey R3816	WallPE3C2													
26.7x41.6x0.77 cm	Matte	White R2751	WallPE3C2													
		Beige R2752	WallPE3C2													
		Grey R2753	WallPE3C2													
		Talisman White R2754	WallPE3C2													
		Talisman Beige R2755	WallPE3C2													
		Talisman Grey R2756	WallPE3C2													
34	KOMPACT	Porcelain Tiles	29.5x59.2x0.85 cm ret.	Natural	White CP62R	WallPE3C2										
					Beige CP63R	WallPE3C2										
					Taupe CP64R	WallPE3C2										
					Grey CP65R	WallPE3C2										
					30x60x0.85 cm	Natural	White CP62	WallPE3C2								
							Beige CP63	WallPE3C2								
			Taupe CP64	WallPE3C2												
			Grey CP65	WallPE3C2												
			326	LIV'IN			Wall Tiles	30x60x0.85 cm	Matte	Cloud White R3741	WallPE3C2					
										Leather Greige R3742	WallPE3C2					
					Luna Grey R3743	WallPE3C2										
					Charcoal Black R3744	WallPE3C2										
Blush Red R3745	WallPE3C2															
Olive Green R3746	WallPE3C2															
Colonial Blue R3747	WallPE3C2															
Brick Blush Red R3751	WallPE3C2															
Brick Olive Green R3752	WallPE3C2															
Brick Colonial Blue R3753	WallPE3C2															

Page	Series Série . Série Serie. Serie	Type of Product Tipologia de Produto . Type de Produit Produkttyp . Tipo de Producto	Sizes Formatos . Formats Format . Formatos	Finish Acabamento . Finition Oberflächen . Acabado	Colour / Ref Cor/Ref . Couleur/Ref Farbe/Ref . Color/Ref						
326	LIV'IN	Wall Tiles	26.7x41.6x0.77 cm	Matte	Cloud White R2731	WallPE3C2					
					Leather Greige R2732	WallPE3C2					
					Luna Grey R2733	WallPE3C2					
					Charcoal Black R2734	WallPE3C2					
					Blush Red R2735	WallPE3C2					
					Olive Green R2736	WallPE3C2					
					Colonial Blue R2737	WallPE3C2					
					Brick Blush Red R2741	WallPE3C2					
					Brick Olive Green R2742	WallPE3C2					
					Brick Colonial Blue R2743	WallPE3C2					
					152	MUSE	Wall Tiles	30x60x0.85 cm	Satin	White R3776	WallPE3C2
										Ivory R3777	WallPE3C2
Grey R3778	WallPE3C2										
Coal R3779	WallPE3C2										
Prisma White R3781	WallPE3C2										
Prisma Ivory R3782	WallPE3C2										
Prisma Grey R3783	WallPE3C2										
Prisma Coal R3784	WallPE3C2										
224	MUSTANG SLATE	Porcelain Tiles	29.5x59.2x0.85 cm ret.	Natural						Light Grey P3040R	WallPE3C2
										Dark Grey P3041R	WallPE3C2
										White P3043R	WallPE3C2
										Beige P3044R	WallPE3C2
					30x60x0.85 cm	Natural	Light Grey P3040	WallPE3C2			
							Dark Grey P3041	WallPE3C2			
			White P3043	WallPE3C2							
			Beige P3044	WallPE3C2							
			258	OCEAN			Wall Tiles	30x60x0.85 cm	Matte	Beige R845	WallPE3C2
										Grey R846	WallPE3C2
					Pearl R3656	WallPE3C2					
					Ivory R3657	WallPE3C2					
Oyster R3658	WallPE3C2										
Ash R3659	WallPE3C2										
Cubic Pearl R3661	WallPE3C2										
Cubic Ivory R3662	WallPE3C2										
Cubic Oyster R3663	WallPE3C2										
Cubic Ash R3664	WallPE3C2										
Groove Pearl R3665	WallPE3C2										
Groove Ivory R3666	WallPE3C2										
Groove Oyster R3667	WallPE3C2										
Groove Ash R3668	WallPE3C2										
60	PLASTER	Wall Tiles	30x60x0.85 cm	Matte	White R840	WallPE3C2					
					Grey R841	WallPE3C2					
					Shine	Ivory R3801	WallPE3C2				
						Beige R3802	WallPE3C2				
						Grey R3803	WallPE3C2				
						Ivory R3804	WallPE3C2				
				Beige R3805		WallPE3C2					
				Grey R3806		WallPE3C2					
				174	PURE TRAVERTINE	Wall Tiles	30x60x0.85 cm	Matte	Groove Ivory R3807	WallPE3C2	
									Groove Beige R3808	WallPE3C2	
									Groove Grey R3809	WallPE3C2	
									Shine	Shell R3003	WallPE3C2
Sand R3005	WallPE3C2										
Moonlight R3006	WallPE3C2										
218	ROCK	Wall Tiles	30x60x0.85 cm					Matte			

Page	Series Série . Série Serie . Serie	Type of Product Tipologia de Produto . Type de Produit Produkttyp . Tipo de Producto	Sizes Formatos . Formats Format . Formatos	Finish Acabamento . Finition Oberflächen . Acabado	Colour / Ref Cor/Ref . Couleur/Ref Farbe/Ref . Color/Ref	WallPEC					
218	ROCK	Wall Tiles	30x60x0.85 cm	Matte	Carved Shell R3009	WallPE3C2					
					Carved Sand R3007	WallPE3C2					
					Carved Moonlight R3008	WallPE3C2					
					Shell R2705	WallPE3C2					
					Sand R2704	WallPE3C2					
					Moonlight R2703	WallPE3C2					
					Carved Shell R2707	WallPE3C2					
					Carved Sand R2709	WallPE3C2					
					Carved Moonlight R2711	WallPE3C2					
					White R3785	WallPE3C2					
					Greige R3786	WallPE3C2					
					Grey R3787	WallPE3C2					
					Anthracite R3788	WallPE3C2					
					Sawn White R3791	WallPE3C2					
					Sawn Greige R3792	WallPE3C2					
Sawn Grey R3793	WallPE3C2										
Sawn Anthracite R3794	WallPE3C2										
184	STONE AGE	Wall Tiles	30x60x0.85 cm	Satin	White R3795	WallPE3C2					
					Greige R3796	WallPE3C2					
					Grey R3797	WallPE3C2					
					Anthracite R3798	WallPE3C2					
					White R3771	WallPE3C2					
					Beige R3772	WallPE3C2					
					Grey R3773	WallPE3C2					
					Anthracite R3774	WallPE3C2					
					Decor Geo R3775	WallPE3C2					
					White R2745	WallPE3C2					
					Beige R2746	WallPE3C2					
					Grey R2747	WallPE3C2					
					Anthracite R2748	WallPE3C2					
					Decor Geo R2749	WallPE3C2					
					66	STUDIO	Wall Tiles	30x60x0.85 cm	Matte	Light R3674	WallPE3C2
Light Beige R3675	WallPE3C2										
Light Grey R3676	WallPE3C2										
Brick Light R3677	WallPE3C2										
Brick Light Beige R3678	WallPE3C2										
Brick Light Grey R3679	WallPE3C2										
Light R2712	WallPE3C2										
Light Beige R2713	WallPE3C2										
Light Grey R2714	WallPE3C2										
Brick Light R2715	WallPE3C2										
Brick Light Beige R2716	WallPE3C2										
Brick Light Grey R2717	WallPE3C2										
Greige P3091	WallPE3C2										
Grey P3092	WallPE3C2										
344	TOUCH	Wall Tiles	26.7x41.6x0.77 cm	Matte						Light R2712	WallPE3C2
					Light Beige R2713	WallPE3C2					
					Light Grey R2714	WallPE3C2					
					Brick Light R2715	WallPE3C2					
					Brick Light Beige R2716	WallPE3C2					
					Brick Light Grey R2717	WallPE3C2					
					Greige P3091	WallPE3C2					
					Grey P3092	WallPE3C2					
					232	URBAN STONE	Porcelain Tiles	30x60x0.85 cm	Natural	Greige P3091	WallPE3C2
										Grey P3092	WallPE3C2

Page	Series Série . Série Serie . Serie	Type of Product Tipologia de Produto . Type de Produit Produkttyp . Tipo de Producto	Sizes Formatos . Formats Format . Formatos	Finish Acabamento . Finition Oberflächen . Acabado	Colour / Ref Cor/Ref . Couleur/Ref Farbe/Ref . Color/Ref	UPEC
82	ALPE	Glazed Floor Tiles	45x45x0.85 cm	Matte	White C450	U3 P3 E3 C2
					Grey C451	U3 P3 E3 C2
					Anthracite C452	U25 P3 E3 C2
					White P6120	U4 P4 E3 C2
					Grey P6121	U4 P4 E3 C2
26	BACKSTAGE	Porcelain Tiles	60x60x1 cm	Natural	Dark Grey P6122	U3 P3 E3 C2
					Green P6123	U3 P3 E3 C2
					Blue P6124	U3 P3 E3 C2
					Beige P6091	U4 P4 E3 C2
					Silver P6092	U4 P4 E3 C2
242	BALANCE	Porcelain Tiles	60x60x1 cm	Natural	Grey P6093	U4 P4 E3 C2
					Ceppo di Gre P6094	U4 P4 E3 C2
					Beige PE011	U4 P4 E3 C2
					Silver PE012	U4 P4 E3 C2
					Grey PE013	U4 P4 E3 C2
44	BOULEVARD	Porcelain Tiles	45x45x0.85 cm	Natural	Light P6095	U4 P4 E3 C2
					Greige P6096	U4 P4 E3 C2
					Grey P6097	U4 P4 E3 C2
					Dark P6098	U4 P4 E3 C2
					Light PE020	U4 P4 E3 C2
364	ESSENCE	Extruded Porcelain Tiles	59.2x59.2x1.2 cm ret.	Natural	Greige PE021	U4 P4 E3 C2
					Grey PE022	U4 P4 E3 C2
					Dark PE023	U4 P4 E3 C2
					Light P3080	U4 P3 E3 C2
					Greige P3081	U4 P3 E3 C2
100	FOCUS	Glazed Floor Tiles	45x45x0.85 cm	Natural	Grey P3082	U4 P3 E3 C2
					Dark P3083	U4 P3 E3 C2
					Cinza Claro 7020	U4 P4 E3 C2
					Negro 7032	U4 P4 E3 C2
					Form Cinza Claro 7320	U4 P4 E3 C2
466	INDUSTRIAL (KERATEC)	Extruded Porcelain Tiles	29.5x29.5x1.2 cm ret.	Natural	Form Negro 7332	U4 P4 E3 C2
					Cinza Claro 7020	U4 P4 E3 C2
					Negro 7032	U4 P4 E3 C2
					Form Cinza Claro 7320	U4 P4 E3 C2
					Form Negro 7332	U4 P4 E3 C2
34	KOMPACT	Porcelain Tiles	60x60x1 cm	Natural	Beige C400	U3 P3 E3 C2
					Grey C402	U25 P3 E3 C2
					Pérola 1014	U4 P45 E3 C2
					Cinza Claro 1020	U4 P45 E3 C2
					Pérola 1014	U4 P4+ E3 C2
34	KOMPACT	Porcelain Tiles	60x60x1 cm	Natural	Cinza Claro 1020	U4 P4+ E3 C2
					Pérola 1914	U4 P4+ E3 C2
					Cinza Claro 1920	U4 P4+ E3 C2
					Pérola 1014	U4 P4+ E3 C2
					Cinza Claro 1020	U4 P4+ E3 C2
34	KOMPACT	Porcelain Tiles	60x60x1 cm	Natural	White PT84R	U3 P3 E3 C2
					Beige PT85R	U3 P3 E3 C2
					Taupe PT86R	U25 P3 E3 C2
					Grey PT87R	U25 P3 E3 C2
					White PT84	U3 P3 E3 C2
34	KOMPACT	Porcelain Tiles	60x60x1 cm	Natural	Beige PT85	U3 P3 E3 C2
					Taupe PT86	U25 P3 E3 C2
					Grey PT87	U25 P3 E3 C2

Page	Series Série . Série Serie . Serie	Type of Product Tipologia de Produto . Type de Produit Produkttyp . Tipo de Producto	Sizes Formatos . Formats Format . Formatos	Finish Acabamento . Finition Oberflächen . Acabado	Colour / Ref Cor/Ref . Couleur/Ref Farbe/Ref . Color/Ref	
34	KOMPACT	Porcelain Tiles	29.5x59.2x0.85 cm ret.	Natural	White CP62R	U3 P3 E3 C2
					Beige CP63R	U3 P3 E3 C2
					Taupe CP64R	U25 P3 E3 C2
					Grey CP65R	U25 P3 E3 C2
					White CP62	U3 P3 E3 C2
			30x60x0.85 cm	Natural	Beige CP63	U3 P3 E3 C2
					Taupe CP64	U25 P3 E3 C2
					Grey CP65	U25 P3 E3 C2
					White C415	U3 P3 E3 C2
					Beige C416	U3 P3 E3 C2
98	KREA	Glazed Floor Tiles	45x45x0.85 cm	Matte	Camel C417	U25 P3 E3 C2
					Grey C418	U25 P3 E3 C2
					White P6110	U3 P3 E3 C2
152	MUSE	Porcelain Tiles	60x60x1 cm	Natural	Ivory P6111	U3 P3 E3 C2
				Satin	White P6114	U3 P3 E3 C2
			59.2x59.2x1 cm ret.	Natural	Ivory P6115	U3 P3 E3 C2
					Light Grey P6060R	U25 P3 E3 C2
					Dark Grey P6061R	U25 P3 E3 C2
					White P6063R	U3 P3 E3 C2
					Beige P6064R	U3 P3 E3 C2
					Light Grey P6060	U25 P3 E3 C2
					Dark Grey P6061	U25 P3 E3 C2
					White P6063	U3 P3 E3 C2
224	MUSTANG SLATE	Porcelain Tiles	29.5x59.2x0.85 cm ret.	Natural	Beige P6064	U3 P3 E3 C2
					Light Grey P3040R	U25 P3 E3 C2
					Dark Grey P3041R	U25 P3 E3 C2
					White P3043R	U3 P3 E3 C2
					Beige P3044R	U3 P3 E3 C2
			30x60x0.85 cm	Natural	Light Grey P3040	U25 P3 E3 C2
					Dark Grey P3041	U25 P3 E3 C2
					White P3043	U3 P3 E3 C2
					Beige P3044	U3 P3 E3 C2
					Kalacata C430	U3 P3 E3 C2
164-170	NATURA	Glazed Floor Tiles	45x45x0.85 cm	Matte	Kalacata Grey C431	U3 P3 E3 C2
					Travertino Noz C432	U25 P3 E3 C2
					Travertino Creme C433	U3 P3 E3 C2
					Sand C421	U3 P3 E3 C2
					Moonlight C422	U3 P3 E3 C2
218	ROCK	Glazed Floor Tiles	45x45x0.85 cm	Matte	Shell C423	U3 P3 E3 C2
					White C460	U3 P3 E3 C2
					Beige C461	U3 P3 E3 C2
66	STUDIO	Glazed Floor Tiles	45x45x0.85 cm	Matte	Grey C462	U3 P3 E3 C2
					Anthracite C463	U25 P3 E3 C2
					Pérola 1014	U4 P3 E3 C2
460	TECHNICAL (KERATEC)	Extruded Porcelain Tiles	59.2x59.2x0.8 cm ret.	Natural	Cinza Claro 1020	U4 P3 E3 C2
					Cinza Escuro 1025	U4 P3 E3 C2
					Preto 1030	U4 P3 E3 C2
					Negro 1032	U4 P3 E3 C2
					Pérola K4001R	U4 P3 E3 C2
			44.3x44.3x0.8 cm ret.	Natural	Cinza Claro K4002R	U4 P3 E3 C2
					Cinza Escuro K4003R	U4 P3 E3 C2
					Preto K4004R	U4 P3 E3 C2
					Negro K4005R	U4 P3 E3 C2

Page	Series Série . Série Serie . Serie	Type of Product Tipologia de Produto . Type de Produit Produkttyp . Tipo de Producto	Sizes Formatos . Formats Format . Formatos	Finish Acabamento . Finition Oberflächen . Acabado	Colour / Ref Cor/Ref . Couleur/Ref Farbe/Ref . Color/Ref				
460	TECHNICAL (KERATEC)	Extruded Porcelain Tiles	44.3x44.3x0.8 cm ret.	Cl	Pérola K4006R	U4 P3 E3 C2			
					Cinza Claro K4007R	U4 P3 E3 C2			
					Cinza Escuro K4008R	U4 P3 E3 C2			
					Preto K4009R	U4 P3 E3 C2			
					Negro K4010R	U4 P3 E3 C2			
			29.5x59.2x0.8 cm ret.	Natural	Pérola 1014	U4 P3 E3 C2			
					Cinza Claro 1020	U4 P3 E3 C2			
					Cinza Escuro 1025	U4 P3 E3 C2			
					Preto 1030	U4 P3 E3 C2			
					Negro 1032	U4 P3 E3 C2			
460	TECHNICAL (KERATEC)	Extruded Porcelain Tiles	29.5x29.5x0.8 cm ret.	Natural	Pérola 1014	U4 P4 E3 C2			
					Cinza Claro 1020	U4 P4 E3 C2			
					Cinza Escuro 1025	U4 P4 E3 C2			
					Preto 1030	U4 P4 E3 C2			
					Negro 1032	U4 P4 E3 C2			
			20x20x0.7 cm	Cl	Bege 1035	U4 P4 E3 C2			
					Verde Sage K3018R	U4 P4 E3 C2			
					Azul Nórdico K3019R	U4 P4 E3 C2			
					Terracota K3020R	U4 P4 E3 C2			
					Verde Sage K3021R	U4 P4 E3 C2			
344	TOUCH	Glazed Floor Tiles	60x60x1 cm	Natural	Azul Nórdico K3022R	U4 P4 E3 C2			
					Terracota K3023R	U4 P4 E3 C2			
					Pérola 1014Cl	U4 P3 E3 C2			
					Cinza Claro 1020Cl	U4 P3 E3 C2			
					Preto 1030Cl	U4 P3 E3 C2			
			232	URBAN STONE	Porcelain Tiles	30x60x0.85 cm	Natural	White C445	U3 P3 E3 C2
								Beige C446	U3 P3 E3 C2
								Grey C447	U25 P3 E3 C2
								Greige P6101	U4 P4 E3 C2
								Grey P6102	U4 P4 E3 C2
76	VALLE	Porcelain Tiles	60x60x1 cm	Natural	Greige P3091	U4 P3 E3 C2			
					Grey P3092	U4 P3 E3 C2			
					Grey P6037R	U25 P3 E3 C2			
					White P6039R	U3 P3 E3 C2			
					Grey P6037	U25 P3 E3 C2			

APPLICATION AND USE

MATERIAL

Before application, please make sure that the boxes match in terms reference, lot and calibre numbers and if the quantity is sufficient to complete the project, taking into consideration a margin of error.

Open 3 or 4 boxes and spread out various pieces in order to verify that they are all indeed of the same lot and calibre. Never apply different lots on the same surface.

For better results in terms of colour homogeneity, at least 3 boxes should all be used at the same time.

The decorative finishes from Aleluia Cerâmicas produced in a third firing result from special decorative processes and may result in slight variations of tone. These pieces require an even more special handling to avoid scratches and irreversible damage. The surface should be protected during the application to avoid contact with the mortar. Excess mortar should be cleaned immediately with a clean sponge and abundant water. Abrasive or acidic cleaning agents must not be used.

Even though Aleluia Cerâmicas products are in Accordance with the requisites stipulated in international standards, namely with regard to flatness, we recommend that during the application of large formats (≥ 50 cm length) one of the following suggested layout plans be used. Never apply the pieces, when they have been placed in a perpendicular pattern, more than ¼ of the piece parallel to it.

The Keratec pieces should be applied in the same back side direction, with a minimum joint of 2mm for rectified material and 6mm for the remaining material.

Having in mind the protection against grouting stains, and others, as well as the daily maintenance, Keratec recommends the impermeabilization of all polished (satinated) products, after application and before grouting.

Respect recommendations for application written on the packages.

MATERIAL

Überprüfen Sie vor der Verlegung des Materials bitte, ob die Karton dieselbe Referenz, Charge und Maße aufweisen, ob die Menge für die durchzuführende Arbeit ausreicht, und ob Sie vorsichtshalber eine Reservemenge haben.

Öffnen Sie 3 oder 4 Karton und verteilen Sie verschiedene Fliesen, um festzustellen, ob es sich um eine einzige Charge und dieselben Maße handelt. Verlegen Sie auf derselben Fläche niemals verschiedene Chargen.

Für eine bessere Farbhomogenität sollten zumindest gleichzeitig 3 Karton verwendet werden.

Die Dekore von Aleluia Cerâmicas, die im 3. Brand produziert wurden, stammen aus besonderen Dekorierungsverfahren. Bei denen es zu einer leichten Farbtonabweichung kommen kann. Diese Fliesen müssen zudem vorsichtig gehandhabt werden, um bleibende Kratzer oder Schäden zu vermeiden. Ihre Oberfläche muss während der Verlegung geschützt und der Kontakt mit dem Mörtel verhindert werden. Der überschüssige Mörtel muss sofort mit einem sauberen Schwamm und reichlich Wasser gereinigt werden, wobei die Anwendung von scheuernden und säurehaltigen Reinigungsmitteln untersagt ist.

Auch wenn die Produkte der Marke Aleluia Cerâmicas, die in den internationalen Normen vorgesehenen Anforderungen einhalten, insbesondere hinsichtlich der Ebenflächigkeit, empfehlen wir, dass bei der Verlegung von Formaten größerer Dimension (≥ 50 cm Länge) einer der nachstehenden Vorschläge angewendet wird und die Fliesen, falls sie versetzt verlegt sind, nie mehr als ¼ zur parallelen Fliese verschoben werden.

Die Fliesen Keratec immer in die gleiche Richtung der Rückseite legen, wir empfehlen eine minimale Fuge von 2mm für rectifiziertes Material anzuwenden und 6mm für das restliche Material.

Mit dem Ziel, die Reinigung der Fliesen von Flecken vom Fugenmaterial oder anderer Ursache, sowie die tägliche Wartung zu erleichtern empfiehlt Keratec die Versiegelung aller polierten (satinierten) Produkte nach der Verlegung und vor dem Verfügen.

Respektieren Sie die Anwendungsempfehlungen auf der Verpackung.

MATERIAL

Previamente à aplicação do material por favor verificar se as caixas possuem a mesma referência, lote e calibre, se a quantidade é suficiente para efetuar a obra e se tem uma quantidade como margem de prevenção.

Abrir 3 ou 4 caixas espalhando várias peças de forma a averiguar a existência de um único lote e calibre. Nunca aplicar na mesma superfície lotes diferentes.

Para uma melhor homogeneidade de cor, deverão utilizar-se pelo menos 3 caixas em simultâneo.

As decorações da Aleluia Cerâmicas produzidas em 3.º fogo resultam de processos de decoração especiais que podem originar uma ligeira variação de tonalidade. Estas peças requerem ainda um manuseamento cuidadoso de forma a evitar riscos ou danos irreversíveis. A sua superfície deve de ser protegida durante a aplicação impedindo o contacto das argamassas. Os excedentes das argamassas deverão de ser limpos de imediato com uma esponja limpa e bastante água, sendo interdito o uso de agentes de limpeza abrasivos ou ácidos.

Pese embora o facto dos produtos Aleluia Cerâmicas cumprirem os requisitos previstos nas normas internacionais, designadamente no que concerne à planaridade, aconselhamos que na aplicação dos formatos de grande dimensão (≥ 50 cm comprimento) seja utilizada uma das propostas a seguir sugeridas, nunca aplicando as peças, quando contrafiadas, a mais de ¼ da peça que lhe é paralela.

As peças Keratec deverão ser aplicadas no mesmo sentido do tardoz, aconselhando-se uma junta mínima de: 2mm para o material retificado e 6mm para o restante.

Tendo por objetivo a proteção contra manchas de rejuntamento e outras, bem como facilitar a manutenção diária, a Keratec recomenda a impermeabilização, após aplicação e antes de rejuntar, de todos os produtos polidos (acetinado).

Respeitar os conselhos de aplicação inscritos nas embalagens.

MATERIAL

Antes de la aplicación del material, por favor compruebe si las cajas tienen la misma referencia, lote y calibre, si la cantidad es suficiente para hacer la obra y si tiene una cantidad de margen de prevención.

Abrir 3 o 4 cajas separarse varias piezas con el fin de determinar la existencia de un solo lote y calibre. Nunca aplicar sobre la misma superficie diferentes lotes.

Para una mejor uniformidad de color, se deben utilizar por lo menos 3 cajas al mismo tiempo.

Las decoraciones de Aleluia Cerâmicas producidas en 3º fuego resultan de procesos de decoración especial que pueden dar origen a una ligera variación de tonalidad. Estas piezas

También requieren un manejo cuidadoso para evitar riesgos o daños irreversibles.

Su superficie debe ser protegida durante la aplicación para impedir todo el contacto de morteros. Los excedentes de argamassas deben limpiarse inmediatamente con una esponja limpia y agua en abundancia siendo prohibido el uso de agentes de limpieza abrasivos o ácidos.

A pesar de los productos Aleluia Cerâmicas cumplir con los requisitos establecidos en las normas internacionales, en particular, con respecto a la planaridad, recomendamos que la aplicación de grandes dimensiones (≥ 50 cm de longitud) utilice una de las siguientes propuestas sugeridas, nunca aplicar piezas, cuando contrafiadas, a más de ¼ de la pieza que es paralela.

Las piezas Keratec deben ser aplicados en la misma dirección de la parte trasera, aconseja-se el uso de una junta mínima de 2mm para el material rectificada y 6mm para el resto.

Con el objetivo de protección contra manchas de rejuntado y otras, así como facilitar el mantenimiento diario, Keratec recomienda la impermeabilización después de la aplicación y antes de rejuntar, de todos los productos pulidos (satinado).

Respectar los consejos de aplicación impresa en las embalajes.

MATÉRIEL

Avant la pose du matériel, veuillez vérifier si les boîtes ont toutes les mêmes référence, lot et calibre, si la quantité est suffisante pour effectuer l'ouvrage et si vous avez une quantité suffisante de réserve.

Ouvrez 3 ou 4 boîtes en éparpillant les différents carreaux afin de vous assurer qu'il y a un seul lot et calibre. N'appliquez jamais des lots différents sur la même surface.

Pour une meilleure homogénéisation de la couleur, vous devrez utiliser au moins 3 boîtes en simultanée.

Les décorations Aleluia Cerâmicas produites en 3ème feu résultent de processus spéciaux de décoration qui peuvent entraîner une légère variation de tonalité. Ces carreaux exigent également un maniement prudent afin d'éviter des risques ou des dommages irréversibles. Leur surface doit être protégée pendant la pose, en empêchant le contact des mortiers. Le surplus de mortier devra être immédiatement enlevé à l'aide d'une éponge propre et avec beaucoup d'eau; l'usage d'agents de nettoyage, abrasifs ou acides, est interdit.

Bien que les produits Aleluia Cerâmicas respectent les exigences prévues par les normes internationales, notamment en ce qui concerne la planarité, nous préconisons l'utilisation d'une des propositions suggérées ci-après, pour l'application des grands formats (longueur ≥ 50 cm) en n'appliquant jamais les carreaux, lorsqu'ils sont décalés, à plus d'¼ du carreau qui lui est parallèle.

Les pièces Keratec devront être appliquées dans le même sens de scellement, nous conseillons un joint minimum de 2mm pour les matériaux rectifiés et 6mm pour les autres.

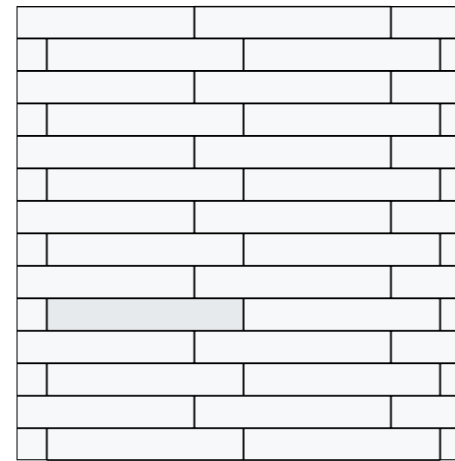
Dans le but de protéger contre les taches de rejointoiement et autre, ainsi que de faciliter l'entretien quotidien, Keratec recommande l'imperméabilisation après l'application et avant le rejointoiement, de tous les produits polis (satinsés).

Respecter les conseils d'application écrit sur l'emballage.




Application Suggestions

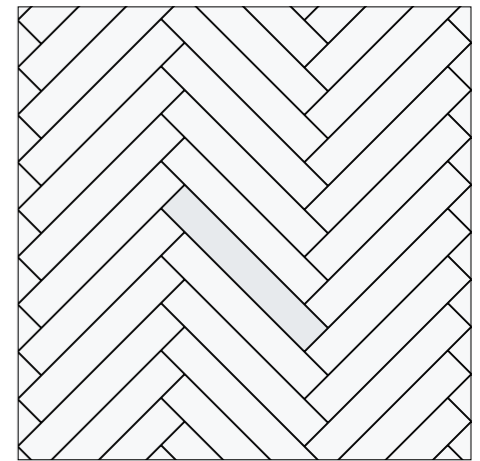
Sugestões de Aplicação . Suggestions d'applications . Anwendungsvorschläge . Sugerencias de Aplicación



01



02 22x90 - 60%
15x90 - 40%



03

Note: When applying the pieces in the same direction, there may be a slight misalignment of the smooth or lined part, this being a characteristic of the product itself.

Anmerkung: Bei der Verlegung der Fliesen in dieselbe Richtung, kann es in den glatten oder gestreiften Bereichen eine leichte Abweichung in der Ausrichtung geben, wobei es sich um ein Merkmal des Produktes selbst handelt.

Note: Ao aplicar as peças na mesma direção, poderá existir um ligeiro desalinamento da parte lisa ou das riscas, sendo este uma característica do próprio produto.

Nota: al aplicar las piezas en la misma dirección, puede haber in ligero desalineamiento de la parte lisa o rayada, siendo esto una característica propia del producto.

Note: En appliquant les carreaux dans la même direction, il pourra y avoir un léger désalignement de la partie lisse ou des rayures, ceci étant une caractéristique du produit-même.



SUPPORT SURFACE / EPOXIES / JOINTS

Check that the support surface is level, consistent, dry and free from dust or grease.

Taking into account the high level of hardness of the Keratec extruded porcelain tile, and in order to obtain a more harmonious aesthetic effect, we recommend the use of appropriate discs and drills.

Use the appropriate epoxy for each type of product, taking into consideration the support surface, the format and the product's finality (interior, exterior, floor or wall covering). Follow the instructions provided by the epoxy manufacturer, namely: amount / m², distribution and drying times.

Apply the epoxy over the support surface and comb it with a notched trowel to regularise the thickness. Heavier or larger pieces should be epoxied twice. Place the tiles and press them until the grooves are level. Make sure that no air bubbles exist underneath the tile.

The joints between the pieces, both as floor and as wall coverings, have important technical functions (absorption of the support deformations) as well as aesthetic ones. Therefore, joints with characteristics that are appropriate to the location and purpose (flexible, anti-acid, etc...) should be used.

After grouting, follow the cleaning instructions provided by the manufacturer.

SUPORTE / COLAS / JUNTAS

Verificar se o suporte está plano, consistente, limpo, seco e isento de pó e gorduras.

Atendendo à elevada dureza do porcelanato extrudido Keratec e de forma a obter-se um efeito estético mais harmonioso recomendamos a utilização de discos e brocas apropriados.

Utilizar colas apropriadas para cada tipologia de produto, tendo também em conta o suporte, o formato e o fim a que se destina (interior, exterior, pavimento, revestimento). Seguir as instruções indicadas pelo fabricante de colas, nomeadamente: consumos / m², distribuição e tempos.

Aplicar a cola sobre o suporte e penteá-lo com uma talocha dentada para regularizar a espessura. Em peças de peso ou formato elevado efetuar uma colagem dupla. Colocar as peças e pressioná-las até conseguir o nivelamento dos sulcos. Deverá garantir-se a inexistência de bolsas de ar sob a peça.

As juntas entre as peças, tanto em pavimento como em revestimento, exercem importantes funções técnicas (absorvem as deformações do suporte) e estéticas. Assim deve-se utilizar juntas com características adequadas ao local e à sua finalidade (flexíveis, anti-ácidos, etc...).

Após rejuntamento, respeitar as instruções de limpeza indicadas pelo fabricante.

SUPPORT / COLLES / JOINTS

Vérifiez si le support est plat, consistant, propre, sec et exempt de poussière et de graisses.

Compte tenu de la grande dureté des grés cérame étiré Keratec et afin d'obtenir un effet esthétique plus harmonieuse, nous vous recommandons d'utiliser des disques et des tarières appropriés.

Utilisez des colles adaptées à chaque typologie de produit, en tenant également compte du support, du format et du but auquel il se destine (intérieur, extérieur, sols, revêtement). Suivez les consignes indiquées par le fabricant de colles, notamment: consommations / m², répartition et temps.

Appliquez la colle sur le support et peignez-le à l'aide d'une brosse indiquée à cet effet pour uniformiser l'épaisseur. En cas de carreaux lourds ou de grand format, effectuez un double collage. Placez les carreaux et appuyez dessus jusqu'à ce que vous réussissiez le nivellement des rainures. Vous devrez vous assurer de l'inexistence de bulles d'air sous les carreaux.

Les joints entre les pièces, en tant que carreaux de mur et de sol, ont des fonctions techniques importantes (absorbent la déformation du support) et esthétique. Donc, il doit être utilisé des joints avec des caractéristiques appropriées au lieu et à l'utilisation prévue (flexible, antiacides, etc ...).

Après le jointoiment, respecter les instructions de nettoyage fournies par le fabricant.

FLÄCHE / SCHNITT / KLEBSTOFF / FUGEN

Überprüfen Sie, ob der Untergrund ebenflächig, fest, sauber, trocken und staub- und fettfrei ist.

Unter Berücksichtigung der hohen Härte des extrudierten Feinsteinzeugs Keratec, und um eine harmonischere ästhetische Wirkung zu erzielen, empfehlen wir die Verwendung von entsprechenden Schneidwerkzeugen und Bohrern.

Benutzen Sie Klebstoffe, die für die Art des Produktes geeignet sind und berücksichtigen Sie auch den Untergrund, das Format und den Zweck, für den es bestimmt ist (innen, außen, Bodenfliesen, Wandfliesen). Folgen Sie den Anweisungen des Herstellers der Klebstoffe, insbesondere: Verbrauch / m²; Verteilung und Zeit.

Tragen Sie den Klebstoff auf dem Untergrund auf und verstreichen Sie ihn mit einem Zahnpachtel, um die Dicke zu regulieren. Bei Fliesen mit größerem Format oder Gewicht, tragen Sie den Kleber zweimal auf. Setzen Sie die Fliesen auf und drücken Sie sie an, bis Sie passend zu den Furchen ausgeglichen sind. Es muss gewährleistet sein, dass keine Hohlräume unter der Fliese bestehen.

Die Fugen zwischen den Fliesen, als Boden- und Wandbelag, haben wichtige technische Funktionen (Aufnahme der Deformationen des Untergrundes) als auch ästhetische. Daher sollten Fugen mit Eigenschaften, die, für Standort und Zweck (flexibel, Anti-Säure, etc...) geeignet sind verwendet werden.

Nach dem Verfugen, befolgen Sie die Reinigungshinweise des Herstellers.

SOPORTE / COLAS / JUNTAS

Verifique que el soporte sea plano, consistente, limpio, seco y libre de polvo y grasa.

Dada la alta dureza del porcelanato extrudido Keratec y con el fin de obtener un efecto estético más armonioso se recomienda el uso de discos y brocas adecuados.

Utilizar colas adecuadas para cada tipo de producto, teniendo en cuenta también el apoyo, el formato y el uso previsto (interior, exterior, pavimento, revestimiento). Seguir las instrucciones dadas por el fabricante de colas, en particular: consumos /m², distribución y tiempo.

Aplicar el pegamento en los soportes y peinarlo con una llana dentada para regularizar el espesor. En piezas pesadas o de gran formato hacer un pegamento doble. Poner las piezas y presiónelas hasta que los surcos queden al mismo nivel. Deberá asegurarse de que nos hay burbujas de aire debajo de la pieza.

Las juntas entre las piezas, tanto en pavimento como en revestimiento, tienen funciones técnicas importantes (absorben la deformación de la base) y estética. Por lo tanto, se deben utilizar juntas con características adecuadas para el lugar y su propósito (flexible, antiácidos, etc...).

Después de rejuntado, respetar las instrucciones de limpieza indicadas por el fabricante.

WE RECOMMEND THE FOLLOWING JOINT SIZES ACONSELHAMOS O SEGUINTE TAMANHO DE JUNTAS . NOUS CONSEILLONS LA TAILLE DE JOINTS QUI SUIT WIR EMPFEHLEN DIE FOLGENDEN FUGENGRÖßEN . LE RECOMENDAMOS EL SIGUIENTE TAMAÑO DE JUNTAS		
Type of Product Tipo de Produto . Type de Produit Produkttyp . Tipo de producto	Format (cm) Formato . Format Format . Formato	Size of Joints Tamanho de Juntas . Taille des Joints Fugengröße . Tamaño de Juntas
	44.3x88.8 ret. / 20x120 ret. / 22.05x88.8 ret. / 14.5x88.8 ret.	2 mm
Porcelain Tiles Porcelanato Grés Cérame Feinsteinzeug Porcelánico	59.2x59.2 ret. / 58.6x58.6 ret. 44.3x44.3 ret. 29.5x59.2 ret. / 29.2x58.6 ret. / 7.2x29.5	1.5 mm
	22.05x90 / 14.5x90	3 mm
	60x60 / 45x45 / 30x60 / 10x60	4 mm
Wall Tiles Revestimento Revêtement Wandfliesen Revestimiento	Rectified . Retificado Rectifié . Rektifiziert . Rectificado	1.5 mm
	30x60 / 26.7x41.6 / 20x50 / 25x40 / 20x40	3 mm
	20x20 / 8.6x26.2 / 14x14 / 13x13 / 10x10 / 6.7x14 / 6.5x13 LOS 10x18 / LOS 9x15 / Arabesque / Scales	2 mm
Glazed Floor Tiles Pavimento em Grés Sol en Grés Bodenfliesen aus Steinzeug Pavimento en Gres	Rectified . Retificado Rectifié . Rektifiziert . Rectificado	1.5 mm
	45x45	3 mm
	20x20	2 mm
Extruded Porcelain Tiles Porcelanato Extrudido Grés Cérame Étiré Extrudiertes Feinsteinzeug Gres Porcelánico Extrusionado	Rectified . Retificado Rectifié . Rektifiziert . Rectificado	2 mm
	30x30 / 20x20 / 11.7x24	6 mm
	Irregular Edges . Arestas Irregulares Bords Irréguliers . Unregelmässigen Kanten . Bordes Irregulares	8 mm

We recommend the use of dark coloured joints, and that they should be tested on some reserve pieces first, to analyse the result. Careful and frequent cleaning should occur during their application. If necessary, protect the pieces with a product recommended to avoid incrustation of the mortar's colour in the joints.

Apply the joints using the appropriate mortar 24 hours after the epoxy application, using the appropriate trowel.

Wir empfehlen dunkelfarbige Fugen zu verwenden und einen Test bei den Ersatzfliesen durchzuführen, um die Wirkung zu analysieren. Während des Verlegens muss eine sorgfältige und häufige Reinigung erfolgen. Gegebenenfalls müssen die Fliesen mit einem geeigneten Produkt geschützt werden, um Verschmutzungen der Farbe des Fugenmörtels zu vermeiden.

24 Stunden nach Auftragung des Klebstoffes verspachteln Sie die Fugen mit einem geeignetem Fugenmörtel unter Verwendung eines geeigneten Zahnpachtels.

Aconselhamos que se use juntas de cores escuras e se faça um teste em peças de reserva para analisar o seu comportamento. Deverá ser feita uma limpeza cuidadosa e frequente durante o assentamento. Se necessário deve-se proteger as peças com um produto apropriado para evitar a incrustação da cor da argamassa das juntas.

Betumar as juntas com argamassas próprias para juntas após 24 horas da aplicação da cola, utilizando uma talocha apropriada.

Le recomendamos juntas con colores oscuras y hacer una prueba sobre piezas de reserva para analizar su comportamiento. Debe hacerse una limpieza cuidadosa y frecuente durante la colocación. Si es necesario se debe proteger las piezas con un producto adecuado para evitar el ensuciamiento del color de argamasa de las juntas.

Rellenar las juntas con argamassas propias para juntas después 24 horas de aplicar el pegamento, usando una llana adecuada.

Nous vous conseillons d'utiliser des joints de couleurs foncées et de faire un test sur des carreaux de réserve pour analyser leur comportement. Il faudra faire un nettoyage soigné et fréquent pendant la pose. Si nécessaire, il faut protéger les carreaux avec un produit spécial pour éviter l'incrustation de la couleur de mortier des joints.

Mastiquez les joints avec du mortier adapté pour des joints, 24 heures après l'application de la colle, en utilisant une brosse indiquée à cet effet.

CLEANING AND MAINTENANCE

30 minutes after application, start the cleaning of the residues of the joint product with a damp sponge. When the product has completely hardened, carry out a general cleaning with a dry cloth.

During maintenance of ceramic floor and wall coverings, we recommend frequent cleaning of surfaces with household cleaning products. In areas leading to the outside, use mats to avoid sand coming into contact with the floor covering and causing damage.

During the cleaning and maintenance, the use of tools or abrasive with high concentration cleaning products which may scratch or damage the surface of tiles with decorative designs is strongly inadvisable.

We recommend that with porcelain tile products normal cleaning be done with water.

The Keratec products with plain finishing (reference 10xx) and textured finishing (reference 15xx), are prepared to facilitate the removal or reduction of stains, either through a simple cleaning or by using products that are commercialized for that purpose. (see stain cleaning table).

Products with a rustic or anti-slip finish should be cleaned with a strong fibre brush to eliminate grime.

REINIGUNG UND PFLEGE

30 Minuten nach der Verfugung können Sie mit der Reinigung beginnen und die Überreste des Produktes aus den Fugen mit einem feuchten Schwamm entfernen. Wenn das Produkt bereits hart geworden ist, führen Sie eine allgemeine Reinigung mit einem trockenen Tuch durch.

Für die Pflege der Wand- und Bodenkeramik empfehlen wir eine häufige Reinigung der Oberflächen mit Haushaltsreinigern und in den Bereichen mit Zugang nach außen die Verwendung von Teppichen, um zu vermeiden, dass sich Sand absetzt, der jeglichen Bodentyp beschädigt.

Bei der Pflege von Dekoren ist es verboten, scheuernde Reinigungsmittel zu verwenden von Hohe Konzentration, die diese zerkratzen oder beschädigen können.

Bei Feinsteinzeugprodukten empfehlen wir eine tägliche Reinigung mit Wasser.

Die Keratec Produkte mit glatten (Referenz 10xx) und strukturierten (Referenz 15xx) Oberflächen, sind bereit, die Beseitigung von Flecken zu erleichtern oder zu verringern, entweder durch eine einfache Reinigung oder durch Verwendung von Produkten, die zu diesem Zweck im Handel erhältlich sind. (siehe Tabelle Reinigung von Flecken).

Bei Produkten mit einer rustikalen und rutschfesten Oberflächenbehandlung schlagen wir vor eine harte Bürste zu verwenden, um den Schmutz zu entfernen.

LIMPEZA E MANUTENÇÃO

Passados 30 minutos da betumação, poderá começar a limpeza eliminando os restos do produto das juntas com uma esponja húmida. Com o produto já endurecido realizar uma limpeza geral com um pano seco.

Na manutenção dos pavimentos e revestimentos cerâmicos aconselhamos a limpeza frequente das superfícies com produtos de limpeza domésticos e nas áreas de ligação ao exterior o uso de tapetes para evitar a circulação de areias que danificam qualquer tipo de pavimento.

Na limpeza e manutenção dos decorados é interdito o uso de utensílios e produtos de limpeza abrasivos e de elevada concentração que o possam riscar ou danificar.

Nos produtos de porcelanato aconselhamos que a limpeza diária seja feita com água.

Os produtos Keratec com acabamento Liso ref. 10xx, Texturado ref. 15xx estão preparados para facilitar a remoção ou atenuação das manchas, quer através de uma limpeza simples, quer através de produtos comercializados para o efeito. (ver tabela limpeza de manchas).

Nos produtos com acabamento rústico e antiderrapante sugerimos o uso de uma escova de fibra dura, para eliminar a sujidade.

LIMPIEZA Y MANTENIMIENTO

Después de 30 minutos de la aplicación del betún, puede empezar a limpiar retirando los restos del producto de las juntas con una esponja húmeda. Con el producto ya endurecido realizar una limpieza general con un paño seco.

En el mantenimiento de pavimentos y revestimientos cerámicos sugerimos la limpieza frecuente de las superficies con productos de limpieza doméstica y en las áreas de conexión exterior el uso de alfombras para evitar el movimiento de las arenas que dañan cualquier tipo de pavimento.

En la limpieza y mantenimiento de decorados está prohibido el uso de utensilios y productos de limpieza abrasivos de alta concentración que pueden rayar o dañar.

En los productos porcelánicos se recomienda que la limpieza diaria se realice con agua.

El producto Keratec con acabado Liso ref. 10xx, Texturizado ref. 15xx están preparados para facilitar la eliminación o atenuación de las manchas, a través de una simple limpieza, o por medio de los productos comercializados para este fin. (Ver tabla de limpieza de manchas).

En los productos con acabado rústico y antiderrapante sugerimos el uso de un cepillo de fibra dura, para eliminar la suciedad.

NETTOYAGE ET ENTRETIEN

30 minutes après le masticage, vous pourrez commencer à nettoyer en éliminant les restes du produit des joints à l'aide d'une éponge humide. Une fois le produit durci, il faut effectuer un nettoyage général à l'aide d'un chiffon sec.










Dans l'entretien des sols et des revêtements céramiques, nous vous conseillons le nettoyage fréquent des surfaces avec des produits de nettoyage ménagers et sur les zones de liaison à l'extérieur, l'usage d'un tapis pour éviter la circulation de sables qui endommagent tout type de sols.








Lors du nettoyage et de l'entretien des carreaux décorés, est interdit d'utiliser des ustensiles et des produits abrasifs de haute concentration de nettoyage qui puissent le rayer ou l'endommager.












Sur les produits en grès cérame, nous vous conseillons un nettoyage quotidien avec de l'eau.









Le produit Keratec avec la finition lisse ref.10xx, texturés ref.15xx sont prêts à faciliter l'élimination ou l'atténuation des taches, soit par un simple nettoyage ou via des produits commercialisés à cette fin. (Voir le tableau de nettoyage des taches).









Sur les produits avec une finition rustique et antidérapante, nous suggérons l'usage d'une brosse de fibre dure, pour éliminer la saleté.









PORCELAIN TILES . PORCELANATO . GRÉS CÉRAME . FEINSTEINZEUG . PORCELÁNICO										
Sizes (cm)	Pieces / SQM	Weight / SQM	Pieces / Box	SQM / Box	Weight / Box	Box / Pallet	SQM / Pallet	Weight / Pallet	cm / Pallet	Pallet / Truck
Dimensão (cm)	Peças / M²	Peso / M²	Peças / Caixa	M² / Caixa	Peso / Caixa	Caixa / Paleta	M² / Paleta	Peso / Paleta	cm / Paleta	Paleta / Camião
Format (cm)	Pièces / M²	Poids / M²	Pièces / Boîte	M² / Boîte	Poids / Boîte	Boîte / Palette	M² / Palette	Poids / Palette	cm / Palette	Palette / LKW
Maße (cm)	Stück / M²	Gewicht / M²	Stück / Karton	M² / Karton	Gewicht / Karton	Karton / Palette	M² / Palette	Gewicht / Palette	cm / Palette	Palette / Camión
Formato (cm)	Piezas / M²	Peso / M²	Piezas / Caja	M² / Caja	Peso / Caja	Caja / Pallet	M² / Pallet	Peso / Pallet	cm / Pallet	Pallet / Camión
										
44.3x88.8x1 ret.	2.54	22.52	2	0.787	17.72	43	33.841	782	90x120x59	31
20x120x1.15 ret.	4.17	22.22	6	1.440	32.00	44	63.360	1428	80x120x95	17
22.05x88.8x1 ret.	5.10	22.11	5	0.980	21.67	44	43.120	973	90x120x59	24
14.5x88.8x1 ret.	7.77	22.30	7	0.900	20.07	45	40.500	923	90x120x59	26
59.2x59.2x1 ret.	2.86	22.10	3	1.050	23.20	36	37.800	855	80x120x74	28
58.6x58.6x1 ret.	2.91	22.04	3	1.030	22.70	36	37.080	837	80x120x74	29
44.3x44.3x0.85 ret.	5.10	19.01	6	1.178	22.40	36	42.408	826	80x120x59	29
29.5x59.2x1 ret.	5.73	21.70	6	1.050	22.79	32	33.600	754	80x120x74	32
29.5x59.2x0.85 ret.	5.73	18.52	7	1.220	22.60	40	48.800	924	80x120x74	26
29.2x58.6x1 ret.	5.83	21.85	6	1.030	22.50	32	32.960	740	80x120x74	32
14.6x14.6x1 ret.	46.91	21.50	38	0.810	16.84	52	42.120	925	80x120x74	31
60x60x1	2.78	22.02	3	1.080	23.78	36	38.880	876	80x120x75	27
45x45x0.85	4.94	19.01	5	1.010	19.20	36	36.360	711	80x120x60	33
30x60x0.85	5.56	18.57	7	1.260	23.40	40	50.400	956	80x120x75	25
10x60x0.85	16.67	18.11	21	1.260	22.83	40	50.400	933	80x120x65	25
7.2x29.5x1	47.03	22.60	18	0.383	8.65	98	37.534	870	80x120x65	27

STAIRSTEPS . SKIRTINGS . MOSAICS . INFINITY . ENDLESS										
Sizes (cm)	Weight / Piece	Pieces / Box	Weight / Box	Sizes (cm)	Weight / Piece	Pieces / Box	Weight / Box			
Dimensão (cm)	Peso / Peça	Peças / Caixa	Peso / Caixa	Dimensão (cm)	Peso / Peça	Peças / Caixa	Peso / Caixa			
Format (cm)	Poids / Pièce	Pièces / Boîte	Poids / Boîte	Format (cm)	Poids / Pièce	Pièces / Boîte	Poids / Boîte			
Maße (cm)	Gewicht / Stück	Stück / Karton	Gewicht / Karton	Maße (cm)	Gewicht / Stück	Stück / Karton	Gewicht / Karton			
Formato (cm)	Peso / Pieza	Piezas / Caja	Peso / Caja	Formato (cm)	Peso / Pieza	Piezas / Caja	Peso / Caja			
										
Stairstep 44.3x88.8x1 ret.	8.86	2	17.72	Mosaic 29.5x29.5x1 (2.5)	1.60	10	16.00			
Stairstep 59.2x59.2x1 ret.	7.75	3	23.25	Mosaic 29.5x29.5x1 (4.7)	1.86	10	18.60			
Stairstep 58.6x58.6x1 ret.	7.57	3	22.70	Mosaic 29.5x29.5x1 (9.7)	1.86	10	18.60			
Stairstep 44.3x44.3x0.85 ret.	3.73	6	22.40	Mosaic 29.5x29.5x0.85 (2.5)	1.67	11	18.37			
Stairstep 29.5x59.2x1 ret.	3.80	6	22.80	Mosaic 29.5x29.5x0.85 (4.7)	1.67	11	18.37			
Stairstep 29.5x59.2x0.85 ret.	3.25	7	22.75	Mosaic Picket 33x44x1	2.87	7	20.09			
Stairstep 29.2x58.6x1 ret.	3.75	6	22.50	Mosaic Hexa Slim 28.1x34.1x0.85	1.34	10	13.40			
Stairstep 60x60x1	7.92	3	23.76	Mosaic Sticks 29.5x29.5x0.85	1.62	11	17.82			
Stairstep 45x45x0.85	3.84	5	19.20	Mosaic Oxford 28x30x1	1.75	10	17.50			
Stairstep 30x60x1	3.93	6	23.58	Mosaic Rubic 27.1x29.5x1	1.40	10	14.00			
Stairstep 30x60x0.85	3.33	7	23.28	Mosaic Arrow 22.4x29.5x0.85	1.23	11	13.53			
Skirting 8x59.2x1 ret.	1.05	6	6.30	Infinity 29.5x59.2x0.85	3.20	5	16.00			
Skirting 8x59.2x0.85 ret.	0.90	7	6.30							
Skirting 8x58.6x1 ret.	1.03	6	6.18							
Skirting 8x44.3x1 ret.	0.83	24	19.92							
Skirting 8x44.3x0.85 ret.	0.69	28	19.32							
Skirting 8x60x1	1.08	6	6.50							
Skirting 8x60x0.85	0.90	7	6.30							
Skirting 8x45x0.85	0.70	28	19.60							

FULL BODY EXTRUDED PORCELAIN TILES . PORCELANATO EXTRUDIDO . GRÈS CÉRAMÉ ÉTIRÉ . EXTRUDIERTES FEINSTEINZEUG . GRES PORCELÁNICO EXTRUSIONADO										
Sizes (cm) Dimensão (cm) Format (cm) Maße (cm) Formato (cm)	Pieces / SQM Peças / M² Pièces / M² Stück / M² Piezas / M²	Weight / SQM Peso / M² Poids / M² Gewicht / M² Peso / M²	Pieces / Box Peças / Caixa Pièces / Boîte Stück / Karton Piezas / Caja	SQM / Box M² / Caixa M² / Boîte M² / Karton M² / Caja	Weight / Box Peso / Caixa Poids / Boîte Gewicht / Karton Peso / Caja	Box / Pallet Caixa / Palette Boîte / Palette Karton / Palette Caja / Pallet	SQM / Pallet M² / Palette M² / Palette M² / Palette M² / Pallet	Weight / Pallet Peso / Palette Poids / Palette Gewicht / Palette Peso / Pallet	cm / Pallet cm / Palette cm / Palette cm / Palette cm / Pallet	Pallet / Truck Palette / Camião Palette / Camion Palette / LKW Pallet / Camión
										
29.5x88.8x1 ret.	3.82	24.04	3	0.780	18.75	28	21.840	540	90x120x45	44
29.5x88.8x0.45 ret.	3.82	10.39	8	2.090	21.80	25	52.250	560	90x120x45	43
14.5x88.8x1 ret.	7.77	22.30	7	0.900	20.07	45	40.500	923	90x120x59	26
14.5x88.8x0.8 ret.	7.77	16.38	9	1.160	19.00	45	52.200	875	90x120x59	27
59.2x59.2x1 ret.	2.85	22.86	3	1.050	24.00	36	37.800	882	80x120x75	27
59.2x59.2x0.8 ret.	2.85	19.00	4	1.400	26.60	36	50.400	920	80x120x75	26
44.3x44.3x0.8 ret.	5.10	19.00	6	1.178	22.38	30	35.340	686	80x120x59	35
29.5x59.2x1 ret.	5.73	21.42	6	1.050	22.50	40	42.000	918	80x120x75	26
29.5x59.2x0.8 ret.	5.73	18.55	7	1.220	22.63	40	48.800	920	80x120x75	26
29.5x59.2x0.45 ret.	5.73	9.66	14	2.440	22.63	40	97.600	960	80x120x75	25
29.5x29.5x1.4 ret.	11.49	31.57	7	0.610	19.26	50	30.500	978	80x120x75	25
29.5x29.5x1.2 ret.	11.49	26.54	8	0.696	18.48	50	34.800	939	80x120x75	25
29.5x29.5x0.8 ret.	11.49	17.79	13	1.130	20.10	50	56.500	1020	80x120x75	24
30x30x1.4	11.11	31.90	7	0.630	20.10	50	31.500	1020	80x120x75	24
30x30x1.2	11.11	27.92	8	0.720	20.10	50	36.000	1020	80x120x75	24
30x30x1.2 (Drainage Textured)	11.11	28.75	8	0.720	20.70	50	36.000	1050	80x120x75	23
30x30x0.8	11.11	17.86	13	1.170	20.90	50	58.500	1060	80x120x75	23
30x30x0.6	11.11	13.66	17	1.530	20.90	50	76.500	1060	80x120x75	23
20x30x1.4	16.67	31.58	12	0.720	22.74	48	34.560	1107	80x120x75	22
20x20x1.4	25.00	31.58	19	0.760	24	56	42.560	1359	80x120x95	17
20x20x1.2	25.00	27.25	22	0.880	23.98	56	49.280	1358	80x120x95	17
20x20x1.2 (Drainage Textured)	25.00	25.98	22	0.880	22.86	56	49.280	1295	80x120x95	18
20x20x1.2 (Kerabril LC20)	25.00	29.39	17	0.680	19.99	56	38.080	1134	80x120x95	21
20x20x1.2 (Kerabril LG20)	25.00	32.37	17	0.680	22.01	56	38.080	1248	80x120x95	19
20x20x1.2 (Kerabril LS50)	25.00	29.65	17	0.680	19.48	56	38.080	1106	80x120x95	21
20x20x0.7	25.00	15.42	39	1.560	24.06	56	87.360	1362	80x120x95	17
14.8x22.5x0.8	30.03	18.65	31	1.030	19.21	56	57.680	1090	80x120x75	22
11.7x24x1.2	35.61	28.31	23	0.650	18.40	72	46.800	1340	80x120x95	18
7.2x29.5x0.8	47.03	17.60	23	0.489	8.60	98	47.922	858	80x120x65	28
7.2x29.5x0.8 (Pro-Deck)	47.03	16.77	23	0.489	8.20	98	47.922	823	80x120x65	29
HEX 51.2x59.2x1 ret.	4.42	22.86	3	0.678	15.50	-	-	-	-	-
HEX 25.1x29x1 ret.	18.32	22.86	10	0.546	12.48	-	-	-	-	-

FULL BODY MOSAICS							
Sizes (cm) Dimensão (cm) Format (cm) Maße (cm) Formato (cm)	Weight / Piece Peso / Peça Poids / Pièce Gewicht / Stück Peso / Pieza	Pieces / Box Peças / Caixa Pièces / Boîte Stück / Karton Piezas / Caja	Weight / Box Peso / Caixa Poids / Boîte Gewicht / Karton Peso / Caja	Sizes (cm) Dimensão (cm) Format (cm) Maße (cm) Formato (cm)	Weight / Piece Peso / Peça Poids / Pièce Gewicht / Stück Peso / Pieza	Pieces / Box Peças / Caixa Pièces / Boîte Stück / Karton Piezas / Caja	Weight / Box Peso / Caixa Poids / Boîte Gewicht / Karton Peso / Caja
							
Mosaic 29.5x29.5x0.8 (4.7)	1.50	11	16.50	Mosaic 29.5x29.5x0.45 (9.7)	0.89	20	17.80
Mosaic 29.5x29.5x0.45 (2.5)	0.76	20	15.20	Mosaic 29.5x29.5x0.45 (4.5x5)	0.82	20	17.80
Mosaic 29.5x29.5x0.45 (4.7)	0.82	20	16.40	Mosaic Hexa 27.2x27.2x1	1.86	9	16.74

WALL TILES . REVESTIMENTOS . REVÊTEMENTS . WANDFLIESEN . REVESTIMIENTO										
Sizes (cm) Dimensão (cm) Format (cm) Maße (cm) Formato (cm)	Pieces / SQM Peças / M² Pièces / M² Stück / M² Piezas / M²	Weight / SQM Peso / M² Poids / M² Gewicht / M² Peso / M²	Pieces / Box Peças / Caixa Pièces / Boîte Stück / Karton Piezas / Caja	SQM / Box M² / Caixa M² / Boîte M² / Karton M² / Caja	Weight / Box Peso / Caixa Poids / Boîte Gewicht / Karton Peso / Caja	Box / Pallet Caixa / Palette Boîte / Palette Karton / Palette Caja / Pallet	SQM / Pallet M² / Palette M² / Palette M² / Palette M² / Pallet	Weight / Pallet Peso / Palette Poids / Palette Gewicht / Palette Peso / Pallet	cm / Pallet cm / Palette cm / Palette cm / Palette cm / Pallet	Pallet / Truck Palette / Camião Palette / Camion Palette / LKW Pallet / Camión
										
30x90x1.17 ret.	3.70	19.72	4	1.080	21.32	40	43.200	872	90x120x75	27
29.5x59.2x0.85 ret.	5.73	14.15	8	1.400	19.81	32	44.800	654	80x120x75	36
30x60x0.85	5.48	14.13	8	1.460	20.63	32	46.720	680	80x120x75	35
20x50x0.8	10.00	13.25	16	1.600	21.20	48	76.800	1033	80x120x95	23
26.7x41.6x0.77	9.00	13.13	9	1.000	13.13	78	78.000	1044	80x120x96	23
25x40x0.85	10.00	14.19	15	1.500	21.3	48	72.000	1042	80x120x90	23
20x40x0.77	12.50	13.06	15	1.200	15.70	64	76.800	1018	80x120x95	23
20x20x0.65	25.00	10.60	25	1.000	10.60	96	96.000	1038	80x120x95	23
8.6x26.2x0.9	44.40	15.53	25	0.563	8.74	72	40.536	645	80x120x68	37
15x15x1 (Arabesque)	77.78	18.44	14	0.180	3.32	138	24.840	473	80x120x100	32
15x15x1 (Arab. - Artisan)	77.78	18.44	10	0.129	2.38	-	-	-	-	-
13.5x15x1 (Scales)	90.70	16.80	14	0.154	2.60	138	21.252	373	80x120x100	32
14x14x0.9 (Artisan)	51.76	14.88	10	0.193	2.88	-	-	-	-	-
14x14x0.9	52.08	14.58	25	0.480	7.00	138	66.240	986	80x120x100	24
13x13x0.9	59.52	15.45	25	0.420	6.49	144	60.480	955	80x120x93	25
10x10x0.9	100.00	15.20	25	0.250	3.80	224	56.000	871	80x120x95	27
6.7x14x0.9	108.70	15.00	25	0.230	3.45	276	63.480	972	80x120x100	25
6.5x13x0.9	125.00	15.85	25	0.200	3.17	288	57.600	933	80x120x93	26
LOS 10x18x0.85	105.08	13.74	24	0.227	3.12	80	18.160	270	80x120x70	-
LOS 9x15x0.9	147.06	15.45	25	0.170	2.54	240	40.800	630	80x120x98	33

MOSAICS . DECORS . LISTELLOS							
Sizes (cm) Dimensão (cm) Format (cm) Maße (cm) Formato (cm)	Weight / Piece Peso / Peça Poids / Pièce Gewicht / Stück Peso / Pieza	Pieces / Box Peças / Caixa Pièces / Boîte Stück / Karton Piezas / Caja	Weight / Box Peso / Caixa Poids / Boîte Gewicht / Karton Peso / Caja	Sizes (cm) Dimensão (cm) Format (cm) Maße (cm) Formato (cm)	Weight / Piece Peso / Peça Poids / Pièce Gewicht / Stück Peso / Pieza	Pieces / Box Peças / Caixa Pièces / Boîte Stück / Karton Piezas / Caja	Weight / Box Peso / Caixa Poids / Boîte Gewicht / Karton Peso / Caja
							
Mosaic 30x30x1.17	1.46	8	11.68	Decor 30x90x1.17 ret.	5.33	4	21.32
Mosaic 29.5x29.5x1.17	1.46	8	11.68	Decor 29.5x59.2x0.85 ret.	2.47	8	19.76
Mosaic 29.5x29.5x0.85 (2.5)	1.23	11	13.53	Decor 30x60x0.85	2.60	7	18.20
Mosaic 29.5x29.5x0.77 (2.5)	1.15	12	13.80	Faixa 5x90x1.17	0.90	5	4.50
Mosaic 29.5x29.5x0.77 (4.7)	1.15	12	13.80	Faixa 7.2x59.2x0.85	0.60	18	10.86
Mosaic Leaf 34.7x37.2x1.17	1.56	6	9.36	Faixa 7.2x60x0.85	0.61	18	11.06
Mosaic Basket 34x34x0.85	1.51	10	15.10	Faixa 4.7x59.2x0.85	0.39	18	7.09
Mosaic Half Hexa 29.2x35.1x0.85	1.28	10	12.80	Faixa 4.7x60x0.85	0.40	18	7.21
Mosaic Hexa Slim 28.1x34.1x0.85	1.05	10	10.50	Faixa 6.3x41.6x0.77	0.34	24	8.16
Mosaic Brick 25.9x29.5x0.85	1.07	11	11.77				
Mosaic Picket 26.5x27.8x0.85	0.90	11	9.90				
Mosaic Herring 24.5x27.5x1.17	1.31	8	10.48				
Mosaic Herring 24.5x27.5x0.85	0.95	11	10.45				
Mosaic Diamond 18x21x0.85	0.40	10	4.05				

PACKAGING



FLOOR TILES . PAVIMENTOS . CARREAUX DE SOL . BODENFLIESEN . PAVIMENTO

Sizes (cm) Dimensão (cm) Format (cm) Maße (cm) Formato (cm)	Pieces / SQM Peças / M ² Pièces / M ² Stück / M ² Piezas / M ²	Weight / SQM Peso / M ² Poids / M ² Gewicht / M ² Peso / M ²	Pieces / Box Peças / Caixa Pièces / Boîte Stück / Karton Piezas / Caja	SQM / Box M ² / Caixa M ² / Boîte M ² / Karton M ² / Caja	Weight / Box Peso / Caixa Poids / Boîte Gewicht / Karton Peso / Caja	Box / Pallet Caixa / Paleta Boîte / Palette Karton / Palette Caja / Pallet	SQM / Pallet M ² / Paleta M ² / Palette M ² / Palette M ² / Pallet	Weight / Pallet Peso / Paleta Poids / Palette Gewicht / Palette Peso / Pallet	cm / Pallet cm / Paleta cm / Palette cm / Palette cm / Pallet	Pallet / Truck Paleta / Camião Palette / Camion Palette / LKW Pallet / Camión
45x45x0.85	4.95	18.05	5	1.010	18.23	36	36.360	671	80x120x60	35
20x20x0.85	25.00	18.05	20	0.800	14.44	72	57.60	1060	80x120x75	22
10x10x0.6	99	11.50	99	1.000	11.50	48	48.000	572	80x120x60	-



STAIRSTEPS . SKIRTINGS . MOSAICS

Sizes (cm) Dimensão (cm) Format (cm) Maße (cm) Formato (cm)	Weight / Piece Peso / Peça Poids / Pièce Gewicht / Stück Peso / Pieza	Pieces / Box Peças / Caixa Pièces / Boîte Stück / Karton Piezas / Caja	Weight / Box Peso / Caixa Poids / Boîte Gewicht / Karton Peso / Caja	Sizes (cm) Dimensão (cm) Format (cm) Maße (cm) Formato (cm)	Weight / Piece Peso / Peça Poids / Pièce Gewicht / Stück Peso / Pieza	Pieces / Box Peças / Caixa Pièces / Boîte Stück / Karton Piezas / Caja	Weight / Box Peso / Caixa Poids / Boîte Gewicht / Karton Peso / Caja
Skirting 8x45x0.85	0.64	28	17.92	Stairstep 45x45x0.85	3.67	6	22.02
Skirting 8x20x0.85	0.30	44	13.20	Mosaic 20x20x0.85	0.73	10	7.30



Aleluia Cerâmicas reserves the right to delete or modify, at any time, partially or completely, any data included in this catalogue without any notice, such as: series, formats, colours, references and price groups.

The colours of the series/products are merely approximate. Shades may differ slightly.

For special applications in wet areas, please contact Aleluia Cerâmicas' technical services.

Aleluia Cerâmicas behält sich das Recht vor, beliebige Daten in jederzeit ohne Ankündigung zu löschen oder zu ändern, so wie: Serie, Formaten, Farben, Referenzen und Preisgruppen.

Die im Katalog Abgebildeten Farben gelten nur als Hinweise, möglich Nähe an der keramischen Realität.

Für besondere anwendungen in Nassbereiche, bitte kontaktieren sie die service abteilung von Aleluia Cerâmicas.

A Aleluia Cerâmicas reserva o direito em qualquer momento de eliminar ou modificar, total ou parcialmente qualquer dado deste catálogo sem aviso prévio, tais como: séries, formatos, cores, referências e grupos de preços.

As cores das séries/productos são meramente indicativas e podem apresentar ligeiras diferenças de tonalidades.

Para aplicações especiais em zonas húmidas, consulte os serviços técnicos da Aleluia Cerâmicas.

Aleluia Cerâmicas reserva el derecho a eliminar o modificar en cualquier momento, total o parcialmente cualquier dato de este catálogo sin previo aviso, como: series, formatos, colores, referencias y grupos de precios.

Los colores de las series/productos son simplemente indicativos y pueden presentar ligeras diferencias de tonalidad.

Para aplicaciones especiales en zonas húmedas, consultar los servicios técnicos de Aleluia Cerâmicas.

Aleluia Cerâmicas se réserve le droit, à tout moment de supprimer ou modifier, totalement ou partiellement les éléments de ce catalogue sans préavis, tel que: série, formats, couleurs, références et groupes de prix.

Le couleur des série/productos est purement indicatif et peut présenter de légère différence de tonalité.

Pour des applications spéciales dans des zones humides, consulter les services techniques d'Aleluia Cerâmicas.



ALELUIA CERÂMICAS



ALELUIA CERÂMICAS

ALELUIA CERÂMICAS, S.A.

Quinta do Simão | Apt 3024 | Esgueira
3801-101 Aveiro | Portugal
geral@aleluia.pt

www.aleluia.pt

Showroom:

Avenida Europa - Quinta do Simão, 466
3800-230 Aveiro | Portugal