



Technical

High wear resistance and easiness of maintenance.

Elevada resistência ao desgaste e facilidade de manutenção.
 Élevée résistance à l'usure et facilité d'entretien.
 Hohe Verschleißfestigkeit und Wartungsfreundlichkeit.
 Alta resistencia al desgaste y facilidad de mantenimiento.

PÉROLA

BEGE

TERRACOTA

CINZA CLARO

CINZA ESCURO

PRETO

VERDE SAGE

AZUL NÓRDICO

NEGRO

BIM



SEE IT IN YOUR ROOM!

DUE Corporativo, Guatemala



Hospital Universitario "Marqués de Valdecilla", Spain

Due to its unique high wear resistance features combined with a strong resistance to stains and facility of maintenance, this range ensures a high longevity, being the ideal solution for residential use or even for high traffic areas, such as (among others):

- Public spaces;
- Commercial spaces;
- Airports and transport stations;
- Schools;
- Pedestrian routes;
- Hospitals and Pharmacies.

Pelas suas características únicas de elevada resistência ao desgaste aliadas a uma forte resistência a manchas e facilidade de manutenção, esta gama assegura uma elevada longevidade, sendo a solução ideal para uso residencial ou até mesmo de tráfego intenso como, a título de exemplo, (entre outros):

- Espaços públicos;
- Espaços comerciais;
- Aeroportos e estações de transportes;
- Escolas;
- Vias pedonais;
- Hospitais e Farmácias.

En raison de ses caractéristiques uniques de haute résistance à l'usure combinées à une forte résistance aux taches et à la facilité d'entretien, cette gamme assure une longévité élevée, étant la solution idéale pour une utilisation résidentielle ou même un trafic lourd, par exemple, (entre autres):

- Espaces publics;
- Espaces commerciaux;
- Aéroports et gares de transport;
- Écoles;
- Voies pédestres;
- Hôpitaux et Pharmacies.

Aufgrund seiner einzigartigen Eigenschaften der hohen Verschleißfestigkeit, sowie einen starken Widerstand gegen Flecken und leichten Wartung, steht dieses Sortiment für eine hohe Langlebigkeit, und ist die ideale Lösung für Wohnverbrauch oder sogar für stark frequentierte Bereiche, wie zum Beispiel (unter anderem):

- öffentliche Bereiche;
- Verkaufsflächen;
- Flughäfen und Transport-Stationen;
- Schulen;
- Wanderwege;
- Krankenhäuser und Apotheken.

Por sus características únicas de alta resistencia al desgaste, aliados a una fuerte resistencia a las manchas y facilidad de mantenimiento, esta gama garantiza una longevidad alta, siendo la solución ideal para uso residencial, o incluso de alto tráfico como, por ejemplo, (entre otros):

- Espacios públicos;
- Comercios;
- Aeroportos y estaciones de transporte;
- Escuelas;
- Senderos;
- Hospitales y farmacias.



Dirección General Policía Nacional, Colombia



Cinza Escuro 59.2x59.2 cm ret. Natural 1025



Wall:
Verde Sage 9.5x9.5 cm Natural K3039C9

Floor:
Verde Sage 9.5x9.5 cm CI K3039C9

Technical



PÉROLA 59.2x59.2 cm ret. Natural CI Anti-Slip
1014 | GF09 1014CI | GF10 1014AS | GF10




CINZA CLARO 59.2x59.2 cm ret. Natural CI Anti-Slip
1020 | GF09 1020CI | GF10 1020AS | GF10



CINZA ESCURO 59.2x59.2 cm ret. Natural CI Anti-Slip
1025 | GF09 1025CI | GF10 1025AS | GF10



PÉROLA 29.5x59.2 cm ret. Natural CI Anti-Slip
1014 | GF01 1014CI | GF03 1014AS | GF03



CINZA CLARO 29.5x59.2 cm ret. Natural CI Anti-Slip
1020 | GF01 1020CI | GF03 1020AS | GF03




CINZA ESCURO 29.5x59.2 cm ret. Natural CI Anti-Slip
1025 | GF01 1025CI | GF03 1025AS | GF03



PRETO 59.2x59.2 cm ret. Natural CI Anti-Slip
1030 | GF11 1030CI | GF12 1030AS | GF12



NEGRO 59.2x59.2 cm ret. Natural CI Anti-Slip
1032 | GF15 1032CI | GF16 1032AS | GF16



PRETO 29.5x59.2 cm ret. Natural CI Anti-Slip
1030 | GF03 1030CI | GF05 1030AS | GF05



NEGRO 29.5x59.2 cm ret. Natural CI Anti-Slip
1032 | GF05 1032CI | GF07 1032AS | GF07

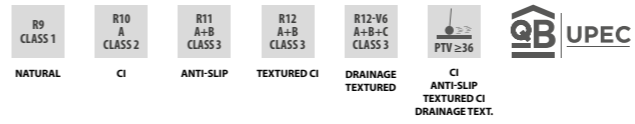
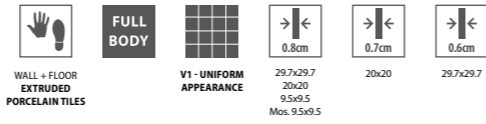


PACKING AND WEIGHT

Sizes (cm) Dimensão . Format Maße . Formato	Pieces Peças . Pièces Stück . Piezas	SQM M ²	Weight Peso . Poids Gewicht . Peso	Box Caixa . Boite Karton . Caja	SQM M ²	Weight Peso . Poids Gewicht . Peso
59.2x59.2x0.8 ret.	4	1.400	26.60	36	50.400	973

PACKING AND WEIGHT

Sizes (cm) Dimensão . Format Maße . Formato	Pieces Peças . Pièces Stück . Piezas	SQM M ²	Weight Peso . Poids Gewicht . Peso	Box Caixa . Boite Karton . Caja	SQM M ²	Weight Peso . Poids Gewicht . Peso
29.5x59.2x0.8 ret.	7	1.220	23.18	40	48.800	946



PÉROLA Natural CI Anti-Slip
 29.7x29.7x0.8 cm K3031 | GE05 K3001 | GE06 K3051 | GE06
 29.7x29.7x0.6 cm K3075 | GE01 K3077 | GE03
 20x20x0.7 cm K2011 | GE03 K2001 | GE05 K2021 | GE05



CINZA CLARO Natural CI Anti-Slip
 29.7x29.7x0.8 cm K3032 | GE05 K3002 | GE06 K3052 | GE06
 29.7x29.7x0.6 cm K3076 | GE01 K3078 | GE03
 20x20x0.7 cm K2012 | GE03 K2002 | GE05 K2022 | GE05



CINZA ESCURO Natural CI Anti-Slip
 29.7x29.7x0.8 cm K3033 | GE05 K3043 | GE06 K3053 | GE06
 20x20x0.7 cm K2013 | GE03 K2016 | GE05 K2023 | GE05




PRETO Natural CI Anti-Slip
 29.7x29.7x0.8 cm K3034 | GE08 K3003 | GE09 K3054 | GE09
 20x20x0.7 cm K2014 | GE05 K2003 | GE07 K2024 | GE07



NEGRO Natural CI Anti-Slip
 29.7x29.7x0.8 cm K3035 | GE09 K3045 | GE10 K3055 | GE10
 20x20x0.7 cm K2015 | GE07 K2017 | GE09 K2025 | GE09




BEGE Natural CI Anti-Slip
 29.7x29.7x0.8 cm K3036 | GE08 K3046 | GE09 K3056 | GE09




MOSAIC KERATEC PÉROLA (9.5X9.5 cm)
 m² Natural CI Anti-Slip
 28.9x28.9x0.8 cm K3031M9 | GF28 K3001M9 | GF29 K3051M9 | GF29



MOSAIC KERATEC CINZA CLARO (9.5X9.5 cm)
 m² Natural CI Anti-Slip
 28.9x28.9x0.8 cm K3032M9 | GF28 K3002M9 | GF29 K3052M9 | GF29



MOSAIC KERATEC CINZA ESCURO (9.5X9.5 cm)
 m² Natural CI Anti-Slip
 28.9x28.9x0.8 cm K3033M9 | GF28 K3043M9 | GF29 K3053M9 | GF29



MOSAIC KERATEC PRETO (9.5X9.5 cm)
 m² Natural CI Anti-Slip
 28.9x28.9x0.8 cm K3034M9 | GF29 K3003M9 | GF30 K3054M9 | GF30



MOSAIC KERATEC NEGRO (9.5X9.5 cm)
 m² Natural CI Anti-Slip
 28.9x28.9x0.8 cm K3035M9 | GF31 K3045M9 | GF32 K3055M9 | GF32



MOSAIC KERATEC BEGE (9.5X9.5 cm)
 m² Natural CI Anti-Slip
 28.9x28.9x0.8 cm K3036M9 | GF29 K3046M9 | GF30 K3056M9 | GF30



PÉROLA Natural CI Anti-Slip
 9.5x9.5x0.8 cm K3031C9 | GF19 K3001C9 | GF20 K3051C9 | GF20



CINZA CLARO Natural CI Anti-Slip
 9.5x9.5x0.8 cm K3032C9 | GF19 K3002C9 | GF20 K3052C9 | GF20



CINZA ESCURO Natural CI Anti-Slip
 9.5x9.5x0.8 cm K3033C9 | GF19 K3043C9 | GF20 K3053C9 | GF20



PRETO Natural CI Anti-Slip
 9.5x9.5x0.8 cm K3034C9 | GF20 K3003C9 | GF21 K3054C9 | GF21




NEGRO Natural CI Anti-Slip
 9.5x9.5x0.8 cm K3035C9 | GF21 K3045C9 | GF22 K3055C9 | GF22



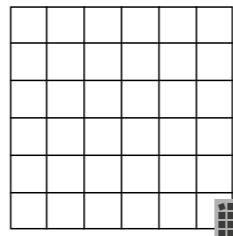
BEGE Natural CI Anti-Slip
 9.5x9.5x0.8 cm K3036C9 | GF20 K3046C9 | GF21 K3056C9 | GF21



PÉROLA Drainage Textured
 29.7x29.7x0.8 cm K3004 | GE15
 20x20x0.8 cm K2004 | GE15



CINZA CLARO Drainage Textured
 29.7x29.7x0.8 cm K3005 | GE15
 20x20x0.8 cm K2005 | GE15



MOSAIC KERATEC (4.7X4.7 cm)
 (PIECE) Natural
 29.5x29.5x0.8 cm - | GJ31



AZUL NÓRDICO Natural CI Anti-Slip
 29.7x29.7x0.8 cm K3038 | GE11 K3048 | GE12 K3058 | GE12




VERDE SAGE Natural CI Anti-Slip
 29.7x29.7x0.8 cm K3039 | GE18 K3049 | GE19 K3059 | GE19



TERRACOTA Natural CI Anti-Slip
 29.7x29.7x0.8 cm K3037 | GE10 K3047 | GE11 K3057 | GE11



PÉROLA Textured CI
 29.7x29.7x0.8 cm K3041 | GE06



CINZA CLARO Textured CI
 29.7x29.7x0.8 cm K3042 | GE06



MOSAIC KERATEC AZUL NÓRDICO (9.5X9.5 cm)
 m² Natural CI Anti-Slip
 28.9x28.9x0.8 cm K3038M9 | GF32 K3048M9 | GF33 K3058M9 | GF33



MOSAIC KERATEC VERDE SAGE (9.5X9.5 cm)
 m² Natural CI Anti-Slip
 28.9x28.9x0.8 cm K3039M9 | GF35 K3049M9 | GF36 K3059M9 | GF36



MOSAIC KERATEC TERRACOTA (9.5X9.5 cm)
 m² Natural CI Anti-Slip
 28.9x28.9x0.8 cm K3037M9 | GF31 K3047M9 | GF32 K3057M9 | GF32



AZUL NÓRDICO Natural CI Anti-Slip
 9.5x9.5x0.8 cm K3038C9 | GF22 K3048C9 | GF23 K3058C9 | GF23



VERDE SAGE Natural CI Anti-Slip
 9.5x9.5x0.8 cm K3039C9 | GF24 K3049C9 | GF25 K3059C9 | GF25



TERRACOTA Natural CI Anti-Slip
 9.5x9.5x0.8 cm K3037C9 | GF21 K3047C9 | GF22 K3057C9 | GF22

- Available in all colours under certain conditions. Disponível em todas as cores sob condições. Disponible dans toutes les couleurs sous certaines conditions. Unter bestimmten Bedingungen in allen Farben erhältlich. Disponible en todos los colores bajo ciertas condiciones.

PACKING AND WEIGHT						
Sizes (cm)	Pieces	SQM	Weight	Box	SQM	Weight
Dimensão . Format	Peças . Pièces	M ²	Peso . Poids	Caixa . Bolte	M ²	Peso . Poids
Maße . Formato	Stück . Piezas		Gewicht . Peso	Karton . Caja		Gewicht . Peso
29.7x29.7x0.8	13	1.170	20.90	50	58.500	1060
29.7x29.7x0.6	17	1.530	20.90	50	76.500	1060
29.7x29.7x0.8 (D. Textured)	12	1.080	19.71	50	54.000	1000
20x20x0.8 (D. Textured)	33	1.320	23.88	42	55.440	1018

PACKING AND WEIGHT						
Sizes (cm)	Pieces	SQM	Weight	Box	SQM	Weight
Dimensão . Format	Peças . Pièces	M ²	Peso . Poids	Caixa . Bolte	M ²	Peso . Poids
Maße . Formato	Stück . Piezas		Gewicht . Peso	Karton . Caja		Gewicht . Peso
20x20x0.7	39	1.560	24.06	42	65.520	1025
9.5x9.5x0.8	64	0.600	10.62	84	50.400	907
Mosaic 28.9x28.9x0.8	99	0.930	16.74	30	27.900	509