



**The surface structure reproduces all the veins and nuances of stone.**  
 O relevo superficial replica todos os veios e nuances da pedra.  
 Le relief de surface reproduit toutes les veines et nuances de la pierre.  
 Das oberflächliche Relief reproduziert alle Adern und Nuancen des Steins.  
 El relieve superficial reproduce todos los ejes y matices de la piedra.



SEE IT IN YOUR ROOM!



Wall:  
**Blocks Magma Grey 30x90 cm ret. R3288R**

Floor:  
**Magma Grey 59.2x59.2 cm ret. Natural P6203R**  
**Magma Grey 59.2x59.2 cm ret. Anti-Slip P6207R**

# Magma

## Comfortable and distinct spaces.

Espaços confortáveis e distintos.  
 Des espaces confortables et personnels.  
 Komfortable und unverwechselbare Räume.  
 Espacios cómodos y diferentes.





Magma Sand



Magma Clay



Wall:  
Magma Sand 30x90 cm ret. R3281R  
Mosaic Town Magma Sand 29.5x31 cm DC1026  
Mosaic Finline Nogal Coffee 33x44 cm DC1037

Floor:  
Magma Clay 44.3x88.8 cm ret. Natural P9182R

# Magma



**SAND**  
44.3x88.8 cm ret.

◆  
P9180R | GD13



**CLAY**  
44.3x88.8 cm ret.

◆  
P9182R | GD13




**SAND**  
59.2x59.2 cm ret.  
60x60 cm

◆  
P6200R | GD09 P6204R | GD10  
P6200 | GC10 P6204 | GC11




**CLAY**  
59.2x59.2 cm ret.  
60x60 cm

◆  
P6202R | GD09 P6206R | GD10  
P6202 | GC10 P6206 | GC11




**SAND**  
45x45 cm

◆  
PE050 | GC03




**CLAY**  
45x45 cm

◆  
PE052 | GC03



**MOSAIC MAGMA SAND**  
(4.7X4.7 cm) (PIECE)  
29.5x29.5x1 cm DC4060 | GJ32



**MOSAIC MAGMA CLAY**  
(4.7X4.7 cm) (PIECE)  
29.5x29.5x1 cm DC4062 | GJ32



Magma Clay 44.3x88.8 cm ret. Natural P9182R  
Magma Sand 44.3x88.8 cm ret. Natural P9180R



Wall:  
Magma Light Grey 30x90 cm ret. R3282R  
Blocks Nogal Honey 30x90 cm ret. R3294R

Floor:  
Magma Light Grey 44.3x88.8 ret. Natural P9181R



Magma



**LIGHT GREY**  
44.3x88.8 cm ret.

◆  
P9181R | GD13




**GREY**  
44.3x88.8 cm ret.

◆  
P9183R | GD13




**LIGHT GREY**  
59.2x59.2 cm ret.  
60x60 cm

◆ □  
P6201R | GD09 P6205R | GD10  
P6201 | GC10 P6205 | GC11




**GREY**  
59.2x59.2 cm ret.  
60x60 cm

◆ □  
P6203R | GD09 P6207R | GD10  
P6203 | GC10 P6207 | GC11



**LIGHT GREY**  
45x45 cm

◆  
PE051 | GC03



**GREY**  
45x45 cm

◆  
PE053 | GC03



**MOSAIC MAGMA LIGHT GREY**  
(4.7X4.7 cm) (PIECE)  
29.5x29.5x1 cm DC4061 | GJ32



**MOSAIC MAGMA GREY**  
(4.7X4.7 cm) (PIECE)  
29.5x29.5x1 cm DC4063 | GJ32


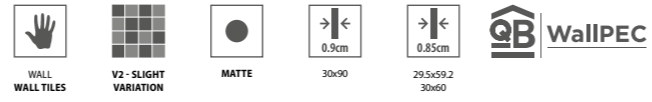
**SPECIAL PIECES**

Stairstep Degrau . Nez-de-Marche Stufe . Peldaño	Step Extra Fluted* Degrau Espessurado. Nez de Marche Forte Epaisseur Winkelstufe . Peldaño con Espesor	Skirting Rodapé . Plinthe Sockel . Rodapié
44.3x88.8x1 cm ret.   GJ46	29.5x88.8x1 cm ret.   GJ59	8x44.3x1 cm ret.   GJ09
59.2x59.2x1 cm ret.   GJ42	29.5x59.2x1 cm ret.   GJ58	8x59.2x1 cm ret.   GJ14
29.5x59.2x1 cm ret.   GJ33		8x60x1 cm   GJ10
60x60x1 cm   GJ36		8x45x0.85 cm   GJ07
45x45x0.85 cm   GJ28		
30x60x1 cm   GJ28		

Sizes (cm) Dimensão . Format Maße . Formato	Pieces Peças . Pièces Stück . Piezas	SQM M <sup>2</sup>	Weight Peso . Poids Gewicht . Peso	Box Caixa . Bolte Karton . Caja	SQM M <sup>2</sup>	Weight Peso . Poids Gewicht . Peso
44.3x88.8x1 ret.	2	0.787	17.31	40	31.480	711
59.2x59.2x1 ret.	3	1.050	23.20	36	37.800	855
60x60x1	3	1.080	23.78	36	38.880	876
45x45x0.85	5	1.010	19.20	36	36.360	711

\* Minimum of 10 pieces . Quantidade mínima de 10 peças . Quantité minimum de 10 pièces . Mindestmenge: 10 Stücke . Cantidad mínima de 10 piezas

# Magma



**SAND**  
30x90 cm ret. R3281R | GB11



**CLAY**  
30x90 cm ret. R3283R | GB11



**BLOCKS SAND** <sup>m²</sup>  
30x90 cm ret. R3285R | GB14



**BLOCKS CLAY** <sup>m²</sup>  
30x90 cm ret. R3287R | GB14



**SAND**  
29.5x59.2 cm ret. 30x60 cm R3826R | GB04  
R3826 | GA12




**CLAY**  
29.5x59.2 cm ret. 30x60 cm R3828R | GB04  
R3828 | GA12



**BLOCKS SAND** <sup>m²</sup>  
29.5x59.2 cm ret. 30x60 cm R3836R | GB08  
R3836 | GA17



**BLOCKS CLAY** <sup>m²</sup>  
29.5x59.2 cm ret. 30x60 cm R3838R | GB08  
R3838 | GA17



**MOSAIC TOWN MAGMA SAND (PIECE)**  
29.5x31x0.85 cm DC1026 | GJ31



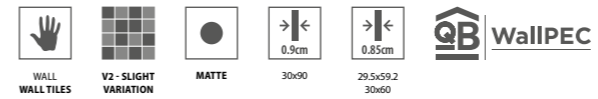
**MOSAIC TOWN MAGMA CLAY (PIECE)**  
29.5x31x0.85 cm DC1028 | GJ31




Mosaic Town Magma Sand 29.5x31 cm DC1026



Blocks Magma Clay 30x90 cm ret. R3287R



Magma Grey 29.5x59.2 cm ret. R3829R



**LIGHT GREY**  
30x90 cm ret. R3282R | GB11



**GREY**  
30x90 cm ret. R3284R | GB11



**BLOCKS LIGHT GREY** <sup>m²</sup>  
30x90 cm ret. R3286R | GB14



**BLOCKS GREY** <sup>m²</sup>  
30x90 cm ret. R3288R | GB14



**LIGHT GREY**  
29.5x59.2 cm ret. R3827R | GB04  
30x60 cm R3827 | GA12



**GREY**  
29.5x59.2 cm ret. R3829R | GB04  
30x60 cm R3829 | GA12



**BLOCKS LIGHT GREY** <sup>m²</sup>  
29.5x59.2 cm ret. R3837R | GB08  
30x60 cm R3837 | GA17



**BLOCKS GREY** <sup>m²</sup>  
29.5x59.2 cm ret. R3839R | GB08  
30x60 cm R3839 | GA17



**MOSAIC TOWN MAGMA**  
**LIGHT GREY** (PIECE)  
29.5x31x0.85 cm DC1027 | GJ31



**MOSAIC TOWN MAGMA**  
**GREY** (PIECE)  
29.5x31x0.85 cm DC1029 | GJ31

#### SPECIAL PIECES



Profile\*  
Perfil . Profil  
Profil . Perfil

2x30x0.9 cm ret.   GJ35
2x59.2x0.85 cm ret.   GJ44
2x29.5x0.85 cm ret.   GJ35

#### PACKING & WEIGHT



Sizes (cm) Dimensão . Format Maße . Formato	Pieces Peças . Pièces Stück . Piezas	SQM M²	Weight Peso . Poids Gewicht . Peso	Box Caixa . Boite Karton . Caja	SQM M²	Weight Peso . Poids Gewicht . Peso
30x90x0.9 ret.	5	1.350	21.28	40	54.000	870
29.5x59.2x0.85 ret.	8	1.400	19.81	32	44.800	653
30x60x0.85	8	1.460	20.63	32	46.720	680

\* Minimum of 10 pieces . Quantidade mínima de 10 peças . Quantité minimum de 10 pièces . Mindestmenge: 10 Stücke . Cantidad mínima de 10 piezas

In 2026, the thickness of the 30x90 cm format will be reduced from 11.7mm to 9mm, and both thicknesses may temporarily coexist.  
Em 2026, a espessura do formato 30x90 cm será reduzida de 11.7mm para 9mm, podendo as duas espessuras coexistir temporariamente. | En 2026, l'épaisseur de nos faïences au format 30x90 cm sera réduite de 11.7mm à 9mm. Les deux épaisseurs pourront coexister temporairement.  
Im Jahr 2026 wird die Stärke des 30x90 cm-Formats von 11.7mm auf 9mm reduziert, beide Stärken können vorübergehend zeitgleich bestehen. | En 2026, el espesor del formato 30x90 cm se verá reducido de 11.7mm a 9mm, pudiendo existir temporalmente los dos espesores.