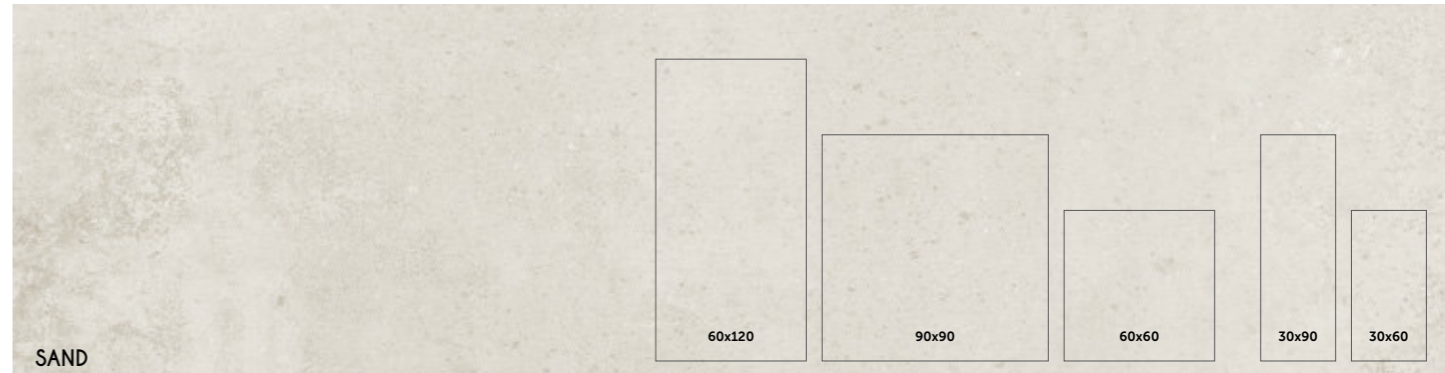
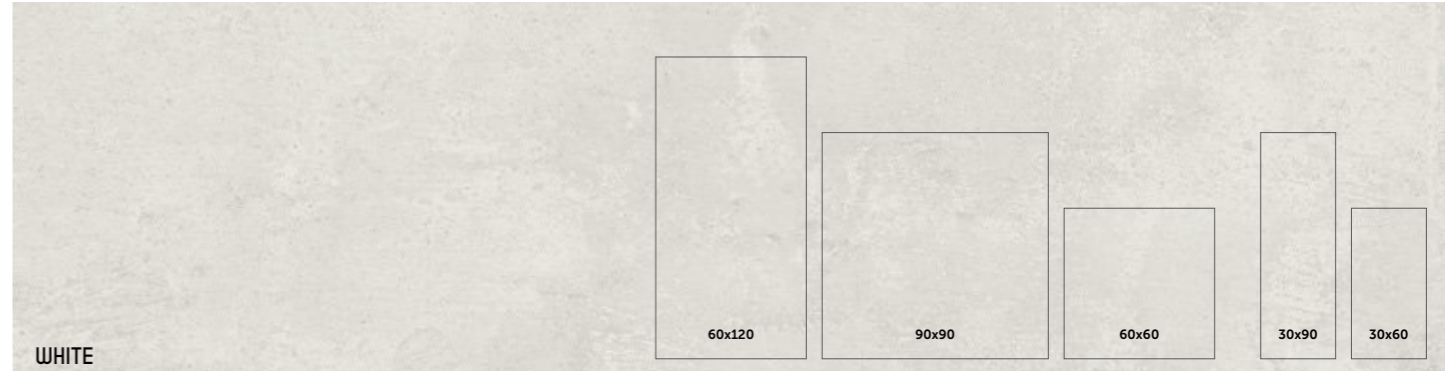




# New Concrete

A contemporary reinterpretation of a classic.

A reinterpretação contemporânea de um clássico.  
 Une réinterprétation contemporaine d'un classique.  
 Die moderne Neuinterpretation eines Klassikers.  
 La reinterpretación contemporánea de un clásico.



BIM



SEE IT IN YOUR ROOM!

**Wall:**  
 New Concrete White 30x90 cm ret. Matte R3331R  
 Mosaic Grid New Concrete White 29.5x29.5 cm Matte DC3101  
**Floor:**  
 New Concrete White 90x90 cm ret. Natural P7021R




Wall & Floor:  
New Concrete Grey 60x120 cm ret. Natural P2014R



Wall:  
Forma Wood Camel 30x90 cm ret. Matte R3322R

Wall & Floor:  
New Concrete White 60x120 cm ret. Natural P2011R




**WHITE**  
60x120 cm ret. P2011R | GD13




**WHITE**  
59.2x59.2 cm ret. 60x60 cm P6235R | GD08 P6241R | GD09 P6235 | GC07 P6241 | GC09



**WHITE**  
90x90 cm ret. P7021R | GD13



**MOSAIC NEXUS NEW CONCRETE WHITE**  
(PIECE) 29.5x34x1 cm DC3201 | GJ36



**MOSAIC NEW CONCRETE WHITE (4.7X4.7 CM)** (PIECE) 29.5x29.5x1 cm DC4070 | GJ30

# New Concrete



**SAND**  
60x120 cm ret.

P2013R | GD13



**SAND**  
59.2x59.2 cm ret.  
60x60 cm

P6237R | GD08 P6243R | GD09  
P6237 | GC07 P6243 | GC09



**SAND**  
90x90 cm ret.

P7023R | GD13



**MOSAIC NEXUS NEW CONCRETE**


**SAND**

(PIECE)

29.5x34x1 cm



DC3203 | GJ36



**MOSAIC NEW CONCRETE SAND**

(4.7X4.7 CM) (PIECE)

29.5x29.5x1 cm



DC4072 | GJ30



**Wall:**  
New Concrete Sand 29.5x59.2 cm ret. Matte R3883R  
Mosaic Brooklyn Coal 29.5x30.3 cm Natural KM3016

**Floor:**  
New Concrete Sand 59.2x59.2 cm ret. Natural P6237R

# New Concrete



**BEIGE**  
60x120 cm ret.

◆  
P2012R | GD13



**BEIGE**  
59.2x59.2 cm ret.  
60x60 cm

◆  
P6236R | GD08 P6242R | GD09  
P6236 | GC07 P6242 | GC09



**BEIGE**  
90x90 cm ret.

◆  
P7022R | GD13




**MOSAIC NEXUS NEW CONCRETE**

**BEIGE**

(PIECE)

29.5x34x1 cm

◆  
DC3202 | GJ36



**MOSAIC NEW CONCRETE BEIGE**

(4.7X4.7 CM) (PIECE)

29.5x29.5x1 cm

◆  
DC4071 | GJ30

# New Concrete



**GREY**  
60x120 cm ret.

◆  
P2014R | GD13



**GREY**  
59.2x59.2 cm ret.  
60x60 cm

◆  
P6238R | GD08 P6244R | GD09  
P6238 | GC07 P6244 | GC09



**GREY**  
90x90 cm ret.

◆  
P7024R | GD13




**MOSAIC NEXUS NEW CONCRETE**

**GREY**

(PIECE)

29.5x34x1 cm

◆  
DC3204 | GJ36



**MOSAIC NEW CONCRETE GREY**

(4.7X4.7 CM) (PIECE)

29.5x29.5x1 cm

◆  
DC4073 | GJ30

**SPECIAL PIECES**


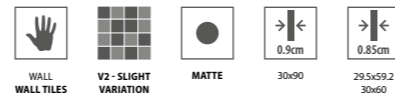
Stairstep Degrau / Nez-de-Marche Stufe / Peldaño	Step Extra Fluted* Degrau Espessurado / Nez de Marche Forte Épaisseur Winkelstufe / Peldaño con Espesor	Step Extra Fluted Corner* / ** Degrau Espessurado de Canto / Angle Nez de Marche Forte Épaisseur Ecke Winkelstufe / Peldaño con Espesor Angulo	Skirting Rodapé / Plinthe Sockel / Rodapié
30x120x1.05 cm ret.   GJ55	30x120x1.05 cm ret.   GJ74	30x120x1.05 cm ret.   GJ79	8x120x1.05 cm ret.   GJ36
30x90x0.9 cm ret.   GJ52	30x90x0.9 cm ret.   GJ59	30x90x0.9 cm ret.   GJ76	8x90x0.9 cm ret.   GJ32
59.2x59.2x1 cm ret.   GJ42	29.5x59.2x1 cm ret.   GJ58		8x59.2x1 cm ret.   GJ14
29.5x59.2x1 cm ret.   GJ33			8x60x1 cm   GJ10
60x60x1 cm   GJ36			
30x60x1 cm   GJ28			

\* Minimum of 10 pieces. Quantidade mínima de 10 peças. Quantité minimum de 10 pièces. Mindestmenge: 10 Stücke. Cantidad mínima de 10 piezas / \*\* Left - Right. Esquerdo - Direito. Gauche - Droite. Links - Rechts. Izquierdo - Derecho

**PACKING AND WEIGHT**

Sizes (cm) Dimensão / Format Maße - Formato	Pieces Peças / Pièces Stück / Piezas	SQM M <sup>2</sup>	Weight Peso / Poids Gewicht / Peso	Box Caixa / Bolte Karton / Caja	SQM M <sup>2</sup>	Weight Peso / Poids Gewicht / Peso
90x90x0.9 ret.	2	1.620	33.00	32	51.840	1081
60x120x1.05 ret.	2	1.440	34.25	32	46.080	1121
59.2x59.2x1 ret.	3	1.050	23.20	36	37.800	855
60x60x1	3	1.080	23.78	36	38.880	876

# New Concrete




**WHITE**  
30x90 cm ret. R3331R | GB10



**SAND**  
30x90 cm ret. R3333R | GB10



**PULSE WHITE** <sup>m²</sup>  
30x90 cm ret. R3335R | GB12



**PULSE SAND** <sup>m²</sup>  
30x90 cm ret. R3337R | GB12




**WHITE**  
29.5x59.2 cm ret. 30x60 cm R3881R | GB04  
R3881 | GA11



**SAND**  
29.5x59.2 cm ret. 30x60 cm R3883R | GB04  
R3883 | GA11




**PULSE WHITE** <sup>m²</sup>  
29.5x59.2 cm ret. 30x60 cm R3885R | GB06  
R3885 | GA14




**PULSE SAND** <sup>m²</sup>  
29.5x59.2 cm ret. 30x60 cm R3887R | GB06  
R3887 | GA14




**MOSAIC GRID NEW CONCRETE WHITE** (PIECE)  
29.5x29.5x0.85 cm DC3101 | GJ38



**MOSAIC NEW CONCRETE WHITE (2.5X2.5CM)** (PIECE)  
29.5x29.5x0.85 cm DC2056 | GJ29




**MOSAIC GRID NEW CONCRETE SAND** (PIECE)  
29.5x29.5x0.85 cm DC3103 | GJ38



**MOSAIC NEW CONCRETE SAND (2.5X2.5CM)** (PIECE)  
29.5x29.5x0.85 cm DC2058 | GJ29




New Concrete White 30x90 cm ret. Matte R3331R  
Mosaic Grid New Concrete White 29.5x29.5 cm Matte DC3101



**BEIGE**  
30x90 cm ret. R3332R | GB10



**GREY**  
30x90 cm ret. R3334R | GB10



**PULSE BEIGE** <sup>m²</sup>  
30x90 cm ret. R3336R | GB12



**PULSE GREY** <sup>m²</sup>  
30x90 cm ret. R3338R | GB12



**BEIGE**  
29.5x59.2 cm ret. R3882R | GB04  
30x60 cm R3882 | GA11




**GREY**  
29.5x59.2 cm ret. R3884R | GB04  
30x60 cm R3884 | GA11




**PULSE BEIGE** <sup>m²</sup>  
29.5x59.2 cm ret. R3886R | GB06  
30x60 cm R3886 | GA14



**PULSE GREY** <sup>m²</sup>  
29.5x59.2 cm ret. R3888R | GB06  
30x60 cm R3888 | GA14




**MOSAIC GRID NEW CONCRETE**  
**BEIGE** (PIECE)  
29.5x29.5x0.85 cm DC3102 | GJ38



**MOSAIC NEW CONCRETE BEIGE**  
**(2.5X2.5CM)** (PIECE)  
29.5x29.5x0.85 cm DC2057 | GJ29



**MOSAIC GRID NEW CONCRETE**  
**GREY** (PIECE)  
29.5x29.5x0.85 cm DC3104 | GJ38



**MOSAIC NEW CONCRETE GREY**  
**(2.5X2.5CM)** (PIECE)  
29.5x29.5x0.85 cm DC2059 | GJ29

#### SPECIAL PIECES



**Profile\***  
Perfil . Profil  
Profil . Perfil

2x30x0.9 cm ret.   GJ35
2x59.2x0.85 cm ret.   GJ44
2x29.5x0.85 cm ret.   GJ35

#### PACKING AND WEIGHT

Sizes (cm) Dimensão . Format Maße . Formato	Pieces Peças . Pièces Stück . Piezas	SQM M²	Weight Peso . Poids Gewicht . Peso	Box Caixa . Boite Karton . Caja	SQM M²	Weight Peso . Poids Gewicht . Peso
30x90x0.9 ret.	5	1.350	21.28	40	54.000	870
29.5x59.2x0.85 ret.	8	1.400	19.81	32	44.800	653
30x60x0.85	8	1.460	20.63	32	46.720	680

\* Minimum of 10 pieces . Quantidade mínima de 10 peças . Quantité minimum de 10 pièces . Mindestmenge: 10 Stücke . Cantidad mínima de 10 piezas

In 2026, the thickness of the 30x90 cm format will be reduced from 11.7mm to 9mm, and both thicknesses may temporarily coexist.  
Em 2026, a espessura do formato 30x90 cm será reduzida de 11.7mm para 9mm, podendo as duas espessuras coexistir temporariamente. | En 2026, l'épaisseur de nos faïences au format 30x90 cm sera réduite de 11.7mm à 9mm. Les deux épaisseurs pourront coexister temporairement.  
Im Jahr 2026 wird die Stärke des 30x90 cm-Formats von 11.7mm auf 9mm reduziert, beide Stärken können vorübergehend zeitgleich bestehen. | En 2026, el espesor del formato 30x90 cm se verá reducido de 11.7mm a 9mm, pudiendo existir temporalmente los dos espesores.