



**SILVERLINE**  
Hotel & Spa

BIM



SEE IT IN YOUR ROOM!

Wall:  
Mosaic Nexus Silverline Grey 29,5x34 cm Natural DC3205

Counter:  
Forma Wood Camel 30x90 cm ret. Matte R3322R

Floor:  
Silverline Grey 60x120 cm ret. Natural P2007R

# Silverline

**Bold veining for a striking style.**

Veios marcados para um estilo arrojado.  
Veines marquées pour un style audacieux.  
Marmorierte Maserungen für einen ausdrucksstarken Stil.  
Vetas marcadas para un estilo audaz.



GREY

60x120

60x60


30x90

30x60




**GREY**  
60x120 cm ret.

**P2007R** | GD15




**GREY**  
59.2x59.2 cm ret.  
60x60 cm

**P6239R** | GD10  
**P6239** | GC10



**MOSAIC SILVERLINE GREY**  
**(9.7X9.7 CM)** (PIECE)  
29.5x29.5x1 cm

**DC369** | GJ30



**MOSAIC SILVERLINE GREY**  
**(4.7X4.7 CM)** (PIECE)  
29.5x29.5x1 cm

**DC4079** | GJ30



**MOSAIC NEXUS SILVERLINE**  
**GREY** (PIECE)  
29.5x34x1 cm

**DC3205** | GJ36



**Wall:**  
**Silverline Grey** 29.5x59.2 cm ret. Matte R3879R  
**Forma Wood Nut** 30x90 cm ret. Matte R3323R

**Floor:**  
**Silverline Grey** 59.2x59.2 cm ret. Natural P6239R


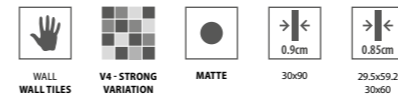
## PACKING AND WEIGHT

Sizes (cm) Dimensão . Format Maße . Formato	Pieces Peças . Piezas Stück . Piezas	SQM M <sup>2</sup>	Weight Peso . Poids Gewicht . Peso	Box Caixa . Bolte Karton . Caja	SQM M <sup>2</sup>	Weight Peso . Poids Gewicht . Peso
60x120x1.05 ret.	2	1.440	34.25	32	46.080	1121
59.2x59.2x1 ret.	3	1.050	23.20	36	37.800	855
60x60x1	3	1.080	23.78	36	38.880	876

## SPECIAL PIECES

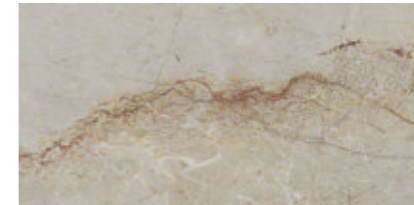
Stairstep Degrau . Nez-de-Marche Stufe . Peldaño	Step Extra Fluted* Degrau Espessurado . Nez de Marche Forte Épaisseur Winkelstufe . Peldaño con Espesor	Step Extra Fluted Corner**/** Degrau Espessurado de Canto . Angle Nez de Marche Forte Épaisseur Ecke Winkelstufe . Peldaño con Espesor Angulo	Skirting Rodapé . Plinthe Sockel . Rodapié
30x120x1.05 cm ret.   GJ55	30x120x1.05 cm ret.   GJ74	30x120x1.05 cm ret.   GJ79	8x120x1.05 cm ret.   GJ36
59.2x59.2x1 cm ret.   GJ42	29.5x59.2x1 cm ret.   GJ58		8x59.2x1 cm ret.   GJ14
29.5x59.2x1 cm ret.   GJ33			8x60x1 cm   GJ10
60x60x1 cm   GJ36			
30x60x1 cm   GJ28			

\* Minimum of 10 pieces . Quantidade mínima de 10 peças . Quantité minimum de 10 pièces . Mindestmenge: 10 Stücke . Cantidad mínima de 10 piezas / \*\* Left - Right . Esquerdo - Direito . Gauche - Droite . Links - Rechts . Izquierdo - Derecho



**GREY**  
30x90 cm ret.

R3318R | GB12



**GREY**  
29.5x59.2 cm ret.  
30x60 cm

R3879R | GB05  
R3879 | GA12



**MOSAIC GRID SILVERLINE**

**GREY (PIECE)**  
29.5x29.5x0.85 cm DC3105 | GJ38

#### SPECIAL PIECES



**Profile\***  
Perfil . Profil  
Profil . Perfil

2x30x0.9 cm ret. | GJ35

2x59.2x0.85 cm ret. | GJ44

2x29.5x0.85 cm ret. | GJ35

#### PACKING AND WEIGHT



Sizes (cm) Dimensão . Format Maße . Formato	Pieces Peças . Pièces Stück . Piezas	SQM M <sup>2</sup>	Weight Peso . Poids Gewicht . Peso	Box Caixa . Boite Karton . Caja	SQM M <sup>2</sup>	Weight Peso . Poids Gewicht . Peso
30x90x0.9 ret.	5	1.350	21.28	40	54.000	870
29.5x59.2x0.85 ret.	8	1.400	19.81	32	44.800	653
30x60x0.85	8	1.460	20.63	32	46.720	680

\* Minimum of 10 pieces . Quantidade mínima de 10 peças . Quantité minimum de 10 pièces . Mindestmenge: 10 Stücke . Cantidad mínima de 10 piezas

**In 2026, the thickness of the 30x90 cm format will be reduced from 11.7mm to 9mm, and both thicknesses may temporarily coexist.**  
Em 2026, a espessura do formato 30x90 cm será reduzida de 11.7mm para 9mm, podendo as duas espessuras coexistir temporariamente. | En 2026, l'épaisseur de nos faïences au format 30x90 cm sera réduite de 11.7mm à 9mm. Les deux épaisseurs pourront coexister temporairement.  
Im Jahr 2026 wird die Stärke des 30x90 cm-Formats von 11.7mm auf 9mm reduziert, beide Stärken können vorübergehend zeitgleich bestehen. | En 2026, el espesor del formato 30x90 cm se verá reducido de 11.7mm a 9mm, pudiendo existir temporalmente los dos espesores.