

Quarzo

STONESELECTION

I pregi tecnici ed estetici di una pietra famosa, trasferiti su un muretto tridimensionale, entrano nelle nostre case per ricreare atmosfere eleganti e raffinate.


The technical and aesthetic qualities of a famous stone, transferred onto a three-dimensional low wall tile, venturing into our homes to recreate elegant, sophisticated ambiances.

Tout le charme surprenant de la Méditerranée, reflété dans la saveur authentique et le caractère fort résultant d'une tradition intemporelle.

Der überraschende Reiz des Mittelmeers, widergespiegelt im authentischen Geschmack und dem starken Charakter, der aus einer zeitlosen Tradition stammt.



wall Iron 16x40 6"x16"



wall **Steel 16x40** 6"x16"



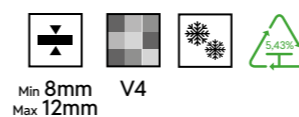
wall **Gold 16x40** 6"x16"

Quarzo

Gres porcellanato | Porcelain stoneware | Grès cérame | Feinsteinzeug


Formati | Sizes | Format | Format

16x40 6"x16"




DESIGN REGISTRATO (UE)® | EU REGISTERED DESIGN®

GOLD
16x40 6"x16"



16KQUGO 

IRON
16x40 6"x16"



16KQUIR 


GREY
16x40 6"x16"



16KQUGR 

STEEL
16x40 6"x16"



16KQUST 



Pezzi speciali | Special pieces | Pièces spéciales | Besondere Stücke

	Angolo Incollato External Corner 
GOLD	ANKQUGO
GREY	ANKQUGR
IRON	ANKQUIR
STEEL	ANKQUST

Consigli | Tips | Conseil | Beratung

Stucco consigliato per la SERIE QUARZO 16x40 . 6"x16":
Grout colors suggested for the SERIES QUARZO 16x40 . 6"x16":
Mastic recommandé pour la série industrielle QUARZO 16x40 . 6"x16":
Empfohlene Fugenmasse für die Industrial-Serie QUARZO 16x40 . 6"x16":

GOLD: KERAKOLL FUGABELLA KK 151 MAPEI ULTRACOLOR PLUS 112
GREY: KERAKOLL FUGABELLA KK 6 MAPEI ULTRACOLOR PLUS 174
IRON: KERAKOLL FUGABELLA KK 69 MAPEI ULTRACOLOR PLUS 174
STEEL: KERAKOLL FUGABELLA KK 6 / KK 66 MAPEI ULTRACOLOR PLUS 112

Imballi e pesi | Packing and weight | Emballage et poids | Verpackung und Gewichte

Formato (cm) Size (inches)	Spessore Thickness mm	Pcs / Box	M ² / Box	Kg / Box	Box / Pallet	M ² / Pallet	Kg / Pallet
16x40 cm 6"x16"	Min. 8 Max 12	15	0,96	16,67	60	57,60	975
Angolo Incollato External Corner	Min. 8 Max. 12	6	-	6,65	36	-	260