

# Arkadia

RECTIFIED PORCELAIN STONEWARE



WALL ARKADIA IVORY 7,5x30 | RESIN HUB DESERT 7,5x30 - 60x120  
FLOOR FOREST NUT 20x122



# Arkadia

RECTIFIED PORCELAIN STONEWARE

## colors



WHITE

GREY

TAUPE

IVORY

## size



**INDOOR**

**SPESSORE THICKNESS 9,5 mm**

**60x120 cm 24"x48" - 60x60 cm 24"x24" - 30x60 cm 12"x24"**

**30x30 cm 12"x12" - 15x15 cm 6"x6" - 7,5x30 cm 3"x12"**

## mosaics



**MOSAICO 5x5 30x30 cm 12"x12"**

**ESAGONA 30,5x26,3 cm 12"x10"**



# LUXURY store



## WALL

ARKADIA TAUPE 60x120

## FURNISHING ELEMENTS

RESIN HUB LAND - SNOW 60x120

ARKADIA WHITE - TAUPE 60x120

## FLOOR


ARKADIA WHITE 60x120



HOME  
**bathroom**



**WALL** ARKADIA GREY 60x120  
**FURNISHING ELEMENTS** RESIN HUB CLOUD 60x120  
**FLOOR** ARKADIA GREY 30x30 | RESIN HUB CLOUD 30x30





OPEN  
**space**

•••

**WALL**

ARKADIA GREY 60x120

**FLOOR**

ARKADIA WHITE 60x120



INTIMATE  
**spaces**



**WALL** ARKADIA WHITE 60x120 | **FOREST GREIGE** 20x120  
**FLOOR** ARKADIA WHITE 60x120



**WALL** ARKADIA WHITE 7,5x30 | **RESIN HUB SNOW** 7,5x30  
**FLOOR** FOREST GREIGE 20x122



EXCLUSIVE  
**restaurant**




**WALL** ARKADIA TAUPE 30x60 - 7,5x30 | RESIN HUB LAND 7,5x30  
**FLOOR** RESIN HUB TAUPE 60x120



# HOME kitchen



**WALL RESIN HUB CLOUD 60x120**  
**FURNISHING ELEMENTS ARKADIA TAUPE 60x120**  
**FLOOR RESIN HUB LAND 60x120**





OPEN  
**space**



**WALL**

ARKADIA TAUPE 60x120

**FLOOR**

ARKADIA IVORY 60x120



# HOME bathroom



**WALL** ARKADIA TAUPE 60x120 | RESIN HUB LAND 60x120

**FURNISHING ELEMENTS** ARKADIA TAUPE 60x120

**FLOOR** ARKADIA TAUPE 7,5x30 | RESIN HUB LAND 7,5x30






# HOME kitchen




**WALL RESIN HUB SNOW 60x120**  
**FURNISHING ELEMENTS ARKADIA IVORY 60x120**  
**FLOOR RESIN HUB DESERT 90x90**



WARM  
**harmony**



**WALL** ARKADIA IVORY 60x120 - 7,5x30 | RESIN HUB DESERT 7,5x30  
**FURNISHING ELEMENTS** ARKADIA IVORY 60x120  
**FLOOR** RESIN HUB IVORY 60x120






WHITE



GREY













TAUPE



IVORY

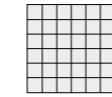
**GRES PORCELLANATO SMALTATO . RETTIFICATO**  
GLAZED PORCELAIN TILE . RECTIFIED

**FORMATI SIZES**

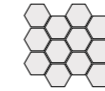
							
	60x120 cm 24"x48" ± 9,5 mm	60x60 cm 24"x24" ± 9,5 mm	30x60 cm 12"x24" ± 9,5 mm	30x30 cm 12"x12" ± 9,5 mm	7,5x30 cm 3"x12" ± 9,5 mm	15x15 cm 6"x6" ± 9,5 mm	
 WHITE	R10	R10	R10	R10	R10	R10	
 GREY	R10	R10	R10	R10	R10	R10	
 TAUPE	R10	R10	R10	R10	R10	R10	
 IVORY	R10	R10	R10	R10	R10	R10	

**MOSAICI MOSAICS**

Disponibile in tutti i colori . Available in all colors

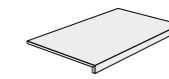


**Mosaico 5x5**  
30x30 12"x12"  
11

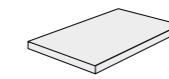


**Esagona**  
30,5x26,3 12"x10.3"  
6

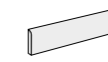
**PEZZI SPECIALI SPECIAL TRIMS**



**Gradino Frontale Incollato \***  
30x60 12"x24"  
1



**Gradino Angolare Incollato \***  
30x60 12"x24"  
1



**Battiscopa**  
7x60 2.8"x24"  
10










\* Gradino Angolare e Gradino Frontale possono essere realizzati su misura a richiesta del cliente. I pezzi speciali sono disponibili a richiesta su tutti i pavimenti in gres porcellanato.

	pcs/box	mq/box	kg/box	box/pallet	mq/pallet	kg/pallet
60x120 24"x48" Rectified R10	2	1,44	29,50	32	46,08	944,00
60x60 24"x24" Rectified R10	3	1,08	21,60	40	43,20	864,00
30x60 12"x24" Rectified R10	6	1,08	21,60	48	51,84	1036,80
30x30 12"x12" Rectified R10	10	0,90	18,00	42	37,20	756,00
15x15 6"x6" Rectified R10	40	0,90	18,00	48	43,20	864,00
7,5x30 3"x12" Rectified R10	44	1,00	17,92	48	48,00	860,14

Contributo spese imballo euro 9,00/pal. netto



Norma di riferimento. Specification reference  
EN 14411 Appendice G Bla GL

CARATTERISTICA TECNICA TECHNICAL FEATURE	NORMA NORM	VALORE RICHIESTO REQUIRED VALUE	ARKADIA
 Dimensioni Sizes Dimensions Abmessungen	UNI EN ISO 10545-2	Lunghezza e larghezza Length and width	± 0,6% Max ± 2 Mm
		Spessore thickness	± 5% Max ± 0,5 Mm
		Rettilinearità spigoli Straightness of sides	± 0,5% Max ± 1,5 Mm
		Ortogonalità Rectangularity	± 0,5% Max ± 2 Mm
Planarità Surface flatness	± 0,5% Max ± 2 Mm		
 Assorbimento d'acqua Water absorption	UNI EN ISO 10545-3	≤ 0,5%	≤ 0,5%
 Resistenza a flessione e modulo di rottura Flexural strength and breaking strength	UNI EN ISO 10545-4	≥ 35 N/mm <sup>2</sup> Spessore   thickness ≥ 7,5 Mm : > 1300 n Spessore   thickness < 7,5 Mm : > 700 n	Conforme Corresponding
 Resistenza all'abrasione (metodo pei) Abrasion resistance (pei-method)	UNI EN ISO 10545-7	Come dichiarato As stated	Da 3 a 5 in base al colore From 3 to 5, According to color
 Resistenza agli sbalzi termici Thermal shock resistance	UNI EN ISO 10545-9	Metodo di prova disponibile Test method available	Resistente Resistant
 Resistenza al gelo Frost resistance	UNI EN ISO 10545-12	Nessuna alterazione no alteration	Ingelivo Frost-resistant
 Resistenza all'attacco chimico (Prodotti chimici di uso domestico E additivi per piscina) Chemical resistance (Chemical products for domestic use And additives for swimming pool)	UNI EN ISO 10545-13	Minimo B Minimum B	Conforme Corresponding
 Resistenza alle macchie Stain resistance	UNI EN ISO 10545-14	Min. 3	Conforme Corresponding
 Resistenza allo scivolamento Slip resistance	METODO B.C.R.A.	D.M.I. Giugno 1989 n. 236 (μ > 0,40)	Conforme Corresponding
	DIN 51130	In funzione dell'ambiente O della zona di lavoro Basing on the environment Or on the working area	R10 (RETT.) A+B
	DIN 51097 (A+B+C)		
	DCOF (ANSI A 326.3)	DCOF ≥ 0,42	Conforme Corresponding

Certificazioni. Certications



MADE IN ITALY



**MGM Ceramiche**

Via Cimabue, 1/A - 42014 Castellarano (RE)

Tel. +39 0536 078551 - Fax +39 0536 077131

[info@mgmceramiche.it](mailto:info@mgmceramiche.it)

[www.mgmceramiche.it](http://www.mgmceramiche.it)