

BLEND STONE

RECTIFIED PORCELAIN STONEWARE



WALL BLEND STONE ECRÙ - GREY 7,5x30 | GREY 60x60
FLOOR BLEND STONE ECRÙ 60x120



BLEND STONE

RECTIFIED PORCELAIN STONEWARE

colors



ECRÙ BEIGE BONE WHITE GREY DARK

size



INDOOR

SPESSORE THICKNESS 9 mm

90x90 cm 36"x36" - 60x120 cm 24"x48" - 60x60 cm 24"x24" - 30x60 cm 12"x24"

30x30 cm 12"x12" - 15x15 cm 6"x6" - 7,5x30 cm 3"x12"

OUTDOOR R11

SPESSORE THICKNESS 9 mm

disponibile in Available in : White, Bone, Beige, Ecrù, Grey

60x120 cm 24"x48" - 60x60 cm 24"x24" - 30x60 cm 12"x24"

mosaics



MOSAICO 5x5 30x30 cm 12"x12"

ESAGONA 30,5x26,3 cm 12"x10"



LUXURY store



WALL

BLEND STONE ECRÜ 60x120

BLEND STONE DARK 15x15

FLOOR/FURNISHING

BLEND STONE DARK 90x90





HOME
bathroom



WALL BLEND STONE BEIGE - BONE 7,5x30 | BONE 30x60
FLOOR BLEND STONE BEIGE 60x120





VILLA
in&out




WALL BLEND STONE BEIGE - ECRÙ 7,5x30 • **INDOOR FLOOR** BLEND STONE BEIGE 60x120
OUTDOOR FLOOR BLEND STONE BEIGE 60x120 R11

HOME
bedroom




WALL BLEND STONE WHITE - GREY 7,5x30 | WHITE 60x120
FLOOR BLEND STONE GREY 90x90





VILLA
kitchen



WALL BLEND STONE BEIGE 7,5x30 • **FURNISHING** BLEND STONE BEIGE - ECRÙ 90x90
FLOOR BLEND STONE BONE 90x90



HOME garden



WALL

BLEND STONE DARK - GREY 7,5x30

INDOOR FLOOR

BLEND STONE GREY 60x120

OUTDOOR FLOOR

BLEND STONE GREY 60x120 R11






HOME
bathroom



WALL BLEND STONE DARK - WHITE 30x30 | WHITE 30x60
FLOOR BLEND STONE DARK 60x60





HOME
living

...

WALL BLEND STONE WHITE 7,5x30 • **FURNISHING** BLEND STONE GREY 90x90
FLOOR BLEND STONE WHITE 90x90 • **STEP** BLEND STONE GREY 90x90



ECRÙ

BEIGE

BONE

WHITE

GREY

DARK

GRES PORCELLANATO SMALTATO . RETTIFICATO
GLAZED PORCELAIN TILE . RECTIFIED

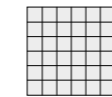
V3

FORMATI SIZES

	60x120 cm 24"x48" ± 9 mm		90x90 cm 36"x36" ± 9 mm		60x60 cm 24"x24" ± 9 mm		30x60 cm 12"x24" ± 9 mm		30x30 cm 12"x12" ± 9 mm		15x15 cm 6"x6" ± 9 mm		7,5x30 cm 3"x12" ± 9 mm	
	IN	OUT	IN	OUT	IN	OUT	IN	OUT	IN	IN	IN	IN		
ECRÙ	•	•	•	•	•	•	•	•	•	•	•	•	•	
BEIGE	•	•	•	•	•	•	•	•	•	•	•	•	•	
BONE	•	•	•	•	•	•	•	•	•	•	•	•	•	
WHITE	•	•	•	•	•	•	•	•	•	•	•	•	•	
GREY	•	•	•	•	•	•	•	•	•	•	•	•	•	
DARK	•		•	•			•		•	•		•	•	

MOSAICI MOSAICS

Disponibile in tutti i colori . Available in all colors

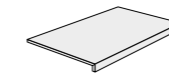


Mosaico 5x5
30x30 12"x12"
 11

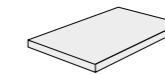


Esagona
30,5x26,3 12"x10.3"
 6

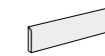
PEZZI SPECIALI SPECIAL TRIMS



Gradino Frontale
Incollato *
30x60 12"x24"
 1



Gradino Angolare
Incollato *
30x60 12"x24"
 1



Battiscopa
7x60 2.8"x24"
 10










* Gradino Angolare e Gradino Frontale possono essere realizzati su misura a richiesta del cliente.
 I pezzi speciali sono disponibili a richiesta su tutti i pavimenti in gres porcellanato.

	pcs/box	mq/box	kg/box	box/pallet	mq/pallet	kg/pallet
60x120 24"x48" Rectified IN/OUT	2	1,44	28,20	35	50,40	987,00
90x90 36"x36" Rectified IN	2	1,62	30,80	25	40,50	770,00
60x60 24"x24" Rectified IN/OUT	4	1,44	27,60	30	43,20	828,00
30x60 12"x24" Rectified IN/OUT	6	1,08	21,10	48	51,84	1012,80
30x30 12"x12" Rectified IN	10	0,90	18,00	42	37,20	756,00
15x15 6"x6" Rectified IN	40	0,90	18,00	48	43,20	864,00
7,5x30 3"x12" Rectified IN	44	1,00	17,92	48	48,00	860,14

Contributo spese imballo euro 9,00/pal. netto



Norma di riferimento. Specification reference
EN 14411 Appendice G Bla GL

CARATTERISTICA TECNICA TECHNICAL FEATURE		NORMA NORM	VALORE RICHIESTO REQUIRED VALUE	BLEND STONE	
	Dimensioni Sizes Dimensions Abmessungen	UNI EN ISO 10545-2	Lunghezza e larghezza Length and width	± 0,6% Max ± 2 Mm	Tolleranze minime Low alteration
			Spessore thickness	± 5% Max ± 0,5 Mm	
			Rettilineità spigoli Straightness of sides	± 0,5% Max ± 1,5 Mm	
			Ortogonalità Rectangularity	± 0,5% Max ± 2 Mm	
			Planarità Surface flatness	± 0,5% Max ± 2 Mm	
	Assorbimento d'acqua Water absorption	UNI EN ISO 10545-3	≤ 0,5%	≤ 0,5%	
	Resistenza a flessione e modulo di rottura Flexural strength and breaking strength	UNI EN ISO 10545-4	≥ 35 N/mm ² Spessore thickness ≥ 7,5 Mm : > 1300 n Spessore thickness < 7,5 Mm : > 700 n	Conforme Corresponding	
	Resistenza all'abrasione (metodo pei) Abrasion resistance (pei-method)	UNI EN ISO 10545-7	Come dichiarato As stated	Da 3 a 5 in base al colore From 3 to 5, According to color	
	Resistenza agli sbalzi termici Thermal shock resistance	UNI EN ISO 10545-9	Metodo di prova disponibile Test method available	Resistente Resistant	
	Resistenza al gelo Frost resistance	UNI EN ISO 10545-12	Nessuna alterazione no alteration	Ingelivo Frost-resistant	
	Resistenza all'attacco chimico (Prodotti chimici di uso domestico E additivi per piscina) Chemical resistance (Chemical products for domestic use And additives for swimming pool)	UNI EN ISO 10545-13	Minimo B Minimum B	Conforme Corresponding	
	Resistenza alle macchie Stain resistance	UNI EN ISO 10545-14	Min. 3	Conforme Corresponding	
	Resistenza allo scivolamento Slip resistance	METODO B.C.R.A.	D.M.I. Giugno 1989 n. 236 (μ > 0,40)	Conforme Corresponding	
		DCOF (ANSI A 326.3)	DCOF ≥ 0,42	Conforme Corresponding	

Certificazioni. Certifications



MADE IN ITALY



MGM Ceramiche

Via Cimabue, 1/A - 42014 Castellarano (RE)

Tel. +39 0536 078551 - Fax +39 0536 077131

info@mgmceramiche.it

www.mgmceramiche.it