

# Slate Mix

RECTIFIED PORCELAIN STONEWARE





# Slate Mix

RECTIFIED PORCELAIN STONEWARE

## colors



DARK

GREY

WHITE

SAND

GREEN

## sizes

**SPESSORE THICKNESS 9,5 mm R10**

**60x120 cm 24"x48" - 60x60 cm 24"x24" - 30x60 cm 12"x24" - 10x60 cm 4"x24"**

**30x30 cm 12"x12" - 7,5x30 cm 3"x24" - 15x15 cm 6"x6"**

**Burattato: 20x20 cm 8"x8" - 10x20 cm 4"x8"**

**SPESSORE THICKNESS 9,5 mm R11**

**disponibile nei colori available in colors : Grey, Sand**

**60x120 cm 24"x48" - 60x60 cm 24"x24" - 30x60 cm 12"x24"**

## mosaics

**MOSAICO 5x5 30x30 cm 12"x12"**

**ESAGONA 30,5x26,3 cm 12"x10"**

# SPA bathroom

**WALL** SLATE MIX GREY 60x120 - WHITE 60x120-7,5x30  
**FURNISHING ELEMENTS** RESIN HUB WHITE 60x120  
**FLOOR** SLATE MIX GREY 30x30 - FOREST GREIGE 20x120



FURNISHING ELEMENTS SLATE MIX DARK 60x120  
FLOOR SLATE MIX GREY 60x120



## PUBLIC spaces

WALL SLATE MIX WHITE 30x60 - DARK BURATTATO 10x20  
FURNISHING ELEMENTS SLATE MIX WHITE 15x15  
FLOOR SLATE MIX DARK 60x120






# CAFFÈ bistrot

**WALL**

SLATE MIX GREY 10x60  
SLATE MIX DARK 60x120  
ELEMENT IRON GRID 60x180

**FLOOR**


SLATE MIX GREEN 60x120



DAILY  
**comfort**

**WALL** SLATE MIX GREY 7,5x30 - DARK 30x30  
**FLOOR** SLATE MIX WHITE 60x60





URBAN  
**lounge**

**WALL SLATE MIX**  
GREY 60x60  
**FLOOR SLATE MIX**  
DARK 60x120





# HOME bathroom

**WALL** SLATE MIX WHITE 60x120 - GREEN 60x120  
**FURNISHING ELEMENTS** SLATE MIX WHITE 60x120  
**FLOOR** ELEMENT PLATINUM 60x120





HOME  
**bedroom**

FLOOR SLATE MIX WHITE 60x120

OPEN  
living

WALL SLATE MIX GREEN 7,5x30 - MOSAICO 5x5 GREEN 30x30  
FLOOR SLATE MIX WHITE 60x120





TIMELESS  
*spa*

**WALL SLATE MIX**  
ESAGONA SAND 30x26,3  
SAND 10x60 - 60x120  
**FLOOR SLATE MIX**  
SAND 60x120  
FOREST NUT 20x120





# HOME kitchen

**WALL** SLATE MIX SAND 30x60 | SAND BURATTATO 10x20  
**FURNISHING ELEMENTS** SLATE MIX SAND 60x120  
**FLOOR** SLATE MIX WHITE 60x60





IN&OUT  
living

WALL SLATE MIX SAND 60x120  
INDOOR FLOOR SLATE MIX IVORY 60x120 OUTDOOR FLOOR SLATE MIX IVORY 60x120 R11

HOME  
**bathroom**

WALL SLATE MIX SAND 60x120 - DARK 60x120  
FURNISHING ELEMENTS SLATE MIX DARK 60x120  
FLOOR ELEMENT COAL 60x120





DARK



GREY



WHITE

















SAND



GREEN


**GRES PORCELLANATO SMALTATO . RETTIFICATO**  
GLAZED PORCELAIN TILE . RECTIFIED

**FORMATI SIZES**

									
	60x120 cm 24"x48" ± 9,5 mm	60x60 cm 24"x24" ± 9,5 mm	30x60 cm 12"x24" ± 9,5 mm	10x60 cm 4"x24" ± 9,5 mm	30x30 cm 12"x12" ± 9,5 mm	7,5x30 cm 3"x12" ± 9,5 mm	15x15 cm 6"x6" ± 9,5 mm	20x20 cm 8"x8" ± 9,5 mm	10x20 cm 4"x8" ± 9,5 mm
 DARK	R10	R10	R10	R10	R10	R10	R10	R10	R10
 GREY	R10/R11	R10/R11	R10/R11	R10	R10	R10	R10	R10	R10
 WHITE	R10	R10	R10	R10	R10	R10	R10	R10	R10
 SAND	R10/R11	R10/R11	R10/R11	R10	R10	R10	R10	R10	R10
 GREEN	R10	R10	R10	R10	R10	R10	R10	R10	R10

**MOSAICI MOSAICS**

Disponibile in tutti i colori . Available in all colors

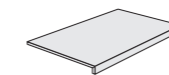


**Mosaico 5x5**  
30x30 12"x12"  
11

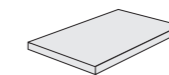


**Esagona**  
30x26,3 12"x10.3"  
6

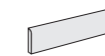
**PEZZI SPECIALI SPECIAL TRIMS**



**Gradino Frontale Incollato \***  
30x60 12"x24"  
1



**Gradino Angolare Incollato \***  
30x60 12"x24"  
1



**Battiscopa**  
7x60 2.8"x24"  
10

\* Gradino Angolare e Gradino Frontale disponibili su ordinazione, possono essere realizzati su misura a richiesta del cliente. Si prega di richiedere quotazione. I pezzi speciali sono disponibili a richiesta su tutti i pavimenti in gres porcellanato.

	pcs/box	mq/box	kg/box	box/pallet	mq/pallet	kg/pallet
60x120 24"x48" Rectified R10/R11	2	1,44	30,00	36	51,84	1080,00
60x60 24"x24" Rectified R10/R11	3	1,08	22,50	40	43,20	900,00
30x60 12"x24" Rectified R10/R11	6	1,08	22,50	48	51,84	1080,00
10x60 4"x24" Rectified R10	14	0,84	17,50	48	40,32	840,00
30x30 12"x12" Rectified R10	10	0,90	18,00	42	37,20	756,00
15x15 6"x6" Rectified R10	40	0,90	18,00	48	43,20	864,00
7,5x30 3"x12" Rectified R10	44	1,00	17,92	48	48,00	860,14
20x20 8"x8" Burrattato R10	25	1,00	22,50	45	45,00	1012,50
10x20 4"x8" Burrattato R10	24	0,48	10,80	56	26,88	604,80

Contributo spese Imballo euro 9,00/pal. netto

**STONALIZZAZIONE**  
COLOR VARIATION










**V3 Moderata**  
V3 Moderate

V3 



**GRES PORCELLANATO SMALTATO . RETTIFICATO**  
GLAZED PORCELAIN TILE . RECTIFIED

**Norma di riferimento.** Specification reference  
**EN 14411 Appendice G Bla GL**

CARATTERISTICA TECNICA TECHNICAL FEATURE		NORMA NORM	VALORE RICHIESTO REQUIRED VALUE	SLATE MIX							
	Dimensioni Sizes Dimensions Abmessungen	UNI EN ISO 10545-2	Lunghezza e larghezza Length and width	± 0,6% Max ± 2 Mm	Tolleranze minime Low alteration						
			Spessore thickness	± 5% Max ± 0,5 Mm							
			Rettilineità spigoli Straightness of sides	± 0,5% Max ± 1,5 Mm							
			Ortogonalità Rectangularity	± 0,5% Max ± 2 Mm							
	Assorbimento d'acqua Water absorption	UNI EN ISO 10545-3	≤ 0,5%		≤ 0,5%						
				Resistenza a flessione e modulo di rottura Flexural strength and breaking strength	UNI EN ISO 10545-4	≥ 35 N/mm <sup>2</sup> Spessore   thickness ≥ 7,5 Mm : > 1300 n Spessore   thickness < 7,5 Mm : > 700 n		Conforme Corresponding			
							Resistenza all'abrasione (metodo pei) Abrasion resistance (pei-method)	UNI EN ISO 10545-7	Come dichiarato As stated		Da 3 a 5 in base al colore From 3 to 5, According to color
										Resistenza agli sbalzi termici Thermal shock resistance	UNI EN ISO 10545-9
	Resistenza al gelo Frost resistance	UNI EN ISO 10545-12	Nessuna alterazione no alteration		Ingelivo Frost-resistant						
				Resistenza all'attacco chimico (Prodotti chimici di uso domestico E additivi per piscina) Chemical resistance (Chemical products for domestic use And additives for swimming pool)	UNI EN ISO 10545-13	Minimo B Minimum B		Conforme Corresponding			
	Resistenza alle macchie Stain resistance	UNI EN ISO 10545-14				Min. 3		Conforme Corresponding			
				Resistenza allo scivolamento Slip resistance	METODO B.C.R.A.	D.M.I. Giugno 1989 n. 236 (μ > 0,40)		Conforme Corresponding			
DIN 51130	In funzione dell'ambiente O della zona di lavoro Basing on the environment Or on the working area				R10 (RETT.) A+B R11 (RETT.) A+B+C						
DCOF (ANSI A 326.3)	DCOF ≥ 0,42				Conforme Corresponding						

**Certificazioni.** Certications



MADE IN ITALY



**MGM Ceramiche**

Via Cimabue, 1/A - 42014 Castellarano (RE)

Tel. +39 0536 078551 - Fax +39 0536 077131

[info@mgmceramiche.it](mailto:info@mgmceramiche.it)

[www.mgmceramiche.it](http://www.mgmceramiche.it)