

JURUPA

WOOD COUTURE



MIRAGE[®]
INSPIRING BETTER LIVING

JURUPA

WOOD COUTURE

I campioni fotografati servono a dare un'idea indicativa del prodotto, colori e strutture non hanno nessun valore impegnativo. _ The samples photographed are intended to give an approximate idea of the product; the colours and textures shown are not binding. _ Die abgebildeten Muster sollen eine Vorstellung von dem Produkt vermitteln, Farben und Formen sind nicht verbindlich. _ Les échantillons sur photos servent à transmettre une idée du produit, des couleurs et des structures. Ils ne sont donnés qu'à titre indicatif et n'engagent pas le producteur. _ Las muestras fotografiadas sirven para dar una idea indicativa del producto, por lo que ni los colores ni las estructuras son vinculantes. _ Представленные на фотографии образцы служат исключительно в качестве примера продукта, цвета и структура не имеют никакого обязывающего значения.

Scopri di più
Discover more



JURUPA

WOOD COUTURE

Jurupa presenta l'armonia perfetta fra calore ed eleganza, le superfici si arricchiscono di dettagli stuccati, campiture dall'aspetto piillato e liscio, in 5 nuance dai raffinati toni neutri.

Jurupa: a perfectly smooth blend of warmth and elegance, in which surfaces are enhanced by grouted details and smooth, planed sections, in 5 sophisticated neutral shades.

Jurupa, eine perfekte Harmonie zwischen Wärme und Eleganz, in der die Oberflächen durch Stuckdetails und gehobelt, glatt wirkende Grundierungen in 5 Nuancen raffinierter neutraler Farbtöne bereichert werden.

Jurupa, une harmonie parfaite entre la chaleur et l'élégance, où les surfaces s'enrichissent de détails jointoyés et de fonds à l'aspect raboté et lisse, dans 5 nuances aux tons neutres raffinés.

Jurupa, armonía perfecta entre calidez y elegancia, donde las superficies se enriquecen de detalles estucados, decoraciones de aspecto cepillado y liso, en 5 versiones de refinados tonos neutros.

Jurupa系列，达到温暖和优雅之间的完美和谐，表面饰有粉刷细节，外观平整光滑的表面，备有5种精美的中性色调。

▼
9 mm
▲

200x1200 8"x48" 300x2400 12"x96"
NAT/GP NAT

▼
20 mm
▲

600x600 24"x24" 300x1200 12"x48" 300x2400 12"x96"
RD RD RD

WILD JP05



P 4

CAMP JP04



P 8

MASTER JP03



P 12

CAMP JP04



P 14

WILD JP05



P 16

BASIC JP01



P 18

CAMP JP04



P 20

COOL JP02



P 22

MASTER JP03



P 26



WILD JP05 FLOOR: Wild JP05 NAT SQ 300x2400 / 12"x96"



CAMP JP04 FLOOR: Camp JP04 NAT SQ 200x1200 / 8"x48"
WALL and TUB: Glocal Absolute GC06 SP SQ 1200x2780 / 48"x110"
WALL SHOWER and TOP: Camp JP04 NAT SQ 200x1200 / 8"x48"
BENCH: Norr Grå RR02



CAMP JP04 FLOOR: Camp JP04 NAT SQ 200x1200 / 8"x48"
TOP: Camp JP04 NAT SQ



MASTER JP03 FLOOR: Master JP03 NAT SQ 200x1200 / 8"x48"
KITCHEN WALL and TOP: Norr Grå RR02 NAT



CAMP JP04 FLOOR: Camp JP04 RD SQ 300x1200 / 12"x48" EVO_2/E™ 20mm
WALL: Glocal Type GC04 ST SQ 600x600 / 24"x24"





WILD JP05 FLOOR: Wild JP05 GP SQ 200x1200 / 8"x48"
RAILING: Glocal Iron GC20 SP SQ 1600x3200 / 63"x126"





BASIC JP01 FLOOR: Basic JP01 NAT SQ 200x1200 / 8"x48"



CAMP JP04 FLOOR: Camp JP04 NAT SQ 200x1200 / 8"x48"
COUNTER: Glocal Iron GC20 SP SQ 1600x3200 / 63"x126"



COOL JP02 FLOOR: Cool JP02 NAT SQ 200x1200 / 8"x48"
WALL: Norr Grå RR02 NAT SQ 1600x3200 / 63"x126"





COOL JP02 FLOOR: Cool JP02 NAT SQ 200x1200 / 8"x48"



MASTER JP03

FLOOR: Master JP03 NAT SQ 200x1200 / 8"x48"
WALL: Master JP03 NAT SQ 300x2400 / 12"x96"



JURUPA BASIC JP01

GRIP

NATURAL

9 mm

300x2400 / 12"x96"
NAT SQ

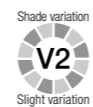
200x1200 / 8"x48"
NAT SQ

200x1200 / 8"x48"
GP SQ



STUCCHI CONSIGLIATI
RECOMMENDED GROUTS

KERAKOLL	43	
MAPEI	112 Grigio Medio	
LATICRETE	04 Sterling Silver	



JURUPA COOL JP02



9 mm

300x2400 / 12"x96"
NAT SQ

200x1200 / 8"x48"
NAT SQ

200x1200 / 8"x48"
GP SQ

20 mm

300x2400 / 12"x96"
RD SQ

EO 2/e

300x1200 / 12"x48"
RD SQ

600x600 / 24"x24"
RD SQ



STUCCHI CONSIGLIATI RECOMMENDED GROUTS

KERAKOLL	45	
MAPEI	111 Grigio Argento	
LATICRETE	89 Smoke Grey	

Shade variation



Slight variation

JURUPA MASTER JP03



9 mm

300x2400 / 12"x96"
NAT SQ

200x1200 / 8"x48"
NAT SQ

200x1200 / 8"x48"
GP SQ

20 mm

300x2400 / 12"x96"
RD SQ

EO 2/e

300x1200 / 12"x48"
RD SQ

600x600 / 24"x24"
RD SQ



STUCCHI CONSIGLIATI RECOMMENDED GROUTS

KERAKOLL	30	
MAPEI	113 Grigio Argento	
LATICRETE	34 Sand Stone	

Shade variation



Slight variation

JURUPA CAMP JP04

9 mm

300x2400 / 12"x96"
NAT SQ

200x1200 / 8"x48"
NAT SQ

200x1200 / 8"x48"
GP SQ

20 mm

300x2400 / 12"x96"
RD SQ

300x1200 / 12"x48"
RD SQ

600x600 / 24"x24"
RD SQ



STUCCHI CONSIGLIATI RECOMMENDED GROUTS

KERAKOLL	26
MAPEI	134 Seta
LATICRETE	78 Sterling Silver



Shade variation



Slight variation

JURUPA WILD JP05

9 mm

300x2400 / 12"x96"
NAT SQ

200x1200 / 8"x48"
NAT SQ

200x1200 / 8"x48"
GP SQ



STUCCHI CONSIGLIATI RECOMMENDED GROUTS

KERAKOLL	26
MAPEI	136 Fango
LATICRETE	45 Raven



Shade variation






















Slight variation

JURUPA

RIASSUNTIVO FORMATI E IMBALLI

SUMMARY OF SIZES AND PACKAGING
ÜBERSICHT ÜBER FORMATE UND VERPACKUNGEN
RÉCAPITULATIF FORMATS ET EMBALLAGES
SINÓPTICO DE FORMATOS Y EMBALAJES

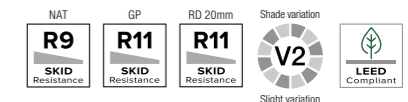
									
Spessore - Thickness	± 9 mm	± 9 mm	± 9 mm	± 20 mm	± 20 mm	± 20 mm			
Superficie - Surface	NAT SQ	GP SQ	NAT SQ	RD SQ	RD SQ	RD SQ	NAT SQ	NAT SQ	NAT SQ
 JP01 Basic	UR31	UR37	UI92	-	-	-	UL71	ATF4	UJ68
 JP02 Cool	UR32	UR38	UI93	A	ARI4	A	UL72	ATF5	UJ69
 JP03 Master	UR33	UR39	UI94	A	ARI5	A	UL73	ATF3	UJ70
 JP04 Camp	UR34	UR40	UG63	A	ARI6	A	UL74	ATF2	UJ71
 JP05 Wild	UR35	UR36	UI95	-	-	-	UL75	ATF6	UJ72
 Peso lordo per scatola Gross weight per box	30,92	30,92	Please refer to website www.mirage.it	32,57	32,00	Please refer to website www.mirage.it	-	-	-
 Pezzi per scatola Pieces for box	6	6		2	2		6	4	10
 Mq. scatola Mq. box	1,44	1,44		0,72	0,72		-	-	-
 Scatole per full pallet Boxes per full pallet	32	32		30	36		-	-	-
 Mq./pallet	46,08	46,08		21,60	25,92		-	-	-

NAT: Naturale - Natural - Natur/unpoliert - Naturelle - Natural - 天然 GP: Grip RD: Radiale

A: Disponibile - Available
















* **Decoro su rete** - Mesh-backed decoration - Dekor auf netz - Décor sur filet - Decoración en red - 网板背帖装饰

** **Finitura a becco di civetta** - One-round edge shaping - Ausführung mit Eckabrundung - Façonnage à bord rond - Acabado canto romo - 鹰嘴边缘处理



JURUPA

STANDARD EN 14411 - G

CARATTERISTICHE TECNICHE TECHNICAL DATA TECHNISCHE DATEN CARACTERISTIQUES TECHNIQUES CARACTERÍSTICAS TÉCNICAS ТЕХНИЧЕСКИЕ ХАРАКТЕРИСТИКИ 技术特征		NORMA STANDARD NORME NORMA НОРМА ЗНАЧЕНИЯ 标准	VALORI PRESCRITTI DALLE NORME EN 14411 - G INTERNATIONAL STANDARDS EN 14411 - G INTERNATIONALE NORMWERTE EN 14411 - G VALEURS PREVUES PAR LES NORMES EN 14411 - G VALES PREVISIOS POR LAS NORMAS EN 14411 - G ПРЕДУСМОТРЕННЫЕ СТАНДАРТОМ EN 14411-G EN 14411 - G标准规定值	*VALORE MEDIO MIRAGE MIRAGE AVERAGE VALUE MIRAGE MITTELWERT VALEURS MOYEN MIRAGE VALOR MEDIO MIRAGE СРЕДНЕЕ ЗНАЧЕНИЕ MIRAGE MIRAGE平均值		
CARATTERISTICHE DIMENSIONALI - SIZE CHARACTERISTICS - MASSEIGENSCHAFTEN DETERMINATION DES CARACTERISTIQUES DIMENSIONNELLES - CARACTERÍSTICAS DIMENSIONALES - РАЗМЕРНЫЕ ХАРАКТЕРИСТИКИ - 尺寸特征				NAT	GP	RD 20mm
 LATI SIDES - SEITEN COTES - CANTOS РАЗМЕРЫ СТОРОН - 側边	EN ISO 10545-2	± 0,3% MAX (± 1,0 mm MAX)		CONFORME COMPLYING		
 SPESSORE THICKNESS - DICKE EPAISSEUR - ESPESOR ТОЛЩИНА - 厚度	EN ISO 10545-2	± 5,0% MAX (± 0,5 mm MAX)		CONFORME COMPLYING		
 RETTILINEITÀ DEGLI SPIGOLI STRAIGHTNESS OF SIDES - GERADLINIGKEIT DER KANTEN RECTITUDE DES ARETES - RECTITUD DE LOS CANTOS КОСОУГОЛЬНОСТЬ - 边角平直度	EN ISO 10545-2	± 0,3% MAX (± 0,8 mm MAX)		CONFORME COMPLYING		
 ORTOGONALITÀ RECTANGULARITY - RECHTWINKLIGKEIT PERPENDICULARITÉ - ORTOGONALIDAD КРИВИЗНА СТОРОН - 直角度	EN ISO 10545-2	± 0,3% MAX (± 1,5 mm MAX)		CONFORME COMPLYING		
 PLANARITÀ SURFACE FLATNESS - EBENFLÄCHIGKEIT PLANEITE DE SURFACE - PLANEIDAD КРИВИЗНА ЛИЦЕВОЙ ПОВЕРХНОСТИ - 平整度	EN ISO 10545-2	± 0,4% MAX (± 1,8 mm MAX)		CONFORME COMPLYING		
 ASSORBIMENTO D'ACQUA WATER ABSORPTION - WASSERAUFNAHME ABSORPTION D'EAU - ABSORCIÓN DE AGUA ВОДОПОГЛОЩЕНИЕ - 吸水率	EN ISO 10545-3	≤ 0,5%		≤ 0,1%		
 RESISTENZA ALLA FLESSIONE FLEXION RESISTANCE - BIEGEFESTIGKEIT RESISTANCE A LA FLEXION - RESISTENCIA A LA FLEXIÓN ПРЕДЕЛ ПРОЧНОСТИ ПРИ ИЗГИБЕ - 抗弯强度	EN ISO 10545-4	S ≥ 700 N (< 7,5 mm) S ≥ 1.300 N (> 7,5 mm) R ≥ 35 N/mm².		≠ 9 mm: S≥2.400N R≥48 N/mm² ≠ 20 mm: S≥12.500N R≥48 N/mm²		
 RESISTENZA ALL'URTO IMPACT RESISTANCE - STOSSFESTIGKEIT RESISTANCE AUX CHOCs - RESISTENCIA A LOS GOLPES УДАРОСТОЙКОСТЬ - 抗冲击强度	EN ISO 10545-5	VALORE DICHIARATO DECLARED VALUE		> 0,48		
 RESISTENZA ALL'ABRASIONE ABRASION RESISTANCE - ABRIBFESTIGKEIT RESISTANCE A L'ABRASION - RESISTENCIA A LA ABRASIÓN СТОЙКОСТЬ К ИСТИРАНИЮ - 耐磨强度	EN ISO 10545-6	≤ 175 mm³		< 150 mm³		
 COEFFICIENTE DI DILATAZIONE TERMICA LINEARE COEFFICIENT OF LINEAR THERMAL-EXPANSION - LINEARER WÄRMEAU SDEHNUNGSKOEFFIZIENT COEFFICIENT DE DILATATION THERMIQUE LINEAIRE - COEFICIENTE DE DILATACIÓN TÉRMICA LINEAL КОЭФФИЦИЕНТ ЛИНЕЙНОГО ТЕРМИЧЕСКОГО РАСШИРЕНИЯ - 线性热膨胀系数	EN ISO 10545-8	—		α=6,6x10 ⁻⁶ °C ⁻¹		
 RESISTENZA AGLI SBALZI TERMICI RESISTANCE TO THERMAL SHOCKS - BESTÄNDIGKEIT GEGEN TEMPERATURSCHWANKUNGEN RESISTANCE AUX CHOCs THERMIQUES - RESISTENCIA A LOS CHOQUES TÉRMICOS СТОЙКОСТЬ К ПЕРЕПАДАМ ТЕМПЕРАТУРЫ - 耐热突变性	EN ISO 10545-9	TEST SUPERATO SECONDO EN ISO 10545-1 PASS ACCORDING EN ISO 10545-1		NESSUN DANNO NO DAMAGE		
 RESISTENZA AL GELO FROST RESISTANCE - FROSTBESTÄNDIGKEIT RESISTANCE AU GEL - RESISTENCIA AL HIELO МОРОЗОСТОЙКОСТЬ - 耐冻性	EN ISO 10545-12	TEST SUPERATO SECONDO EN ISO 10545-1 PASS ACCORDING EN ISO 10545-1		NESSUN DANNO NO DAMAGE		
 RESISTENZA ALL'ATTACCO CHIMICO RESISTANCE TO CHEMICALS - CHEMIKALIENBESTÄNDIGKEIT RESISTANCE A L'ATTAQUE CHIMIQUE - RESISTENCIA QUÍMICA ХИМИЧЕСКАЯ СТОЙКОСТЬ - 耐化学品作用	EN ISO 10545-13	B MIN.		A LA HA		
 RESISTENZA ALLE MACCHIE RESISTANCE TO STAINS - FLECKENBESTÄNDIGKEIT RESISTANCE AUX TACHES - RESISTENCIA A LAS MANCHAS УСТОЙЧИВОСТЬ К ПЯТНООБРАЗОВАНИЮ - 防污性	EN ISO 10545-14	VALORE DICHIARATO DECLARED VALUE		5		
 CESSIONE DI PIOMBO E CADMIO LEAD AND CADMIUM DISCHARGE - ABGABE VON BLEI UND CADMIUM PERTE DE PLOMB ET CADMIUM - CESIÓN DE PLOMO Y CADMIO ВЫДЕЛЕНИЕ СВИНЦА И КАДМИЯ - 铅和镉的排放	EN ISO 10545-15	VALORE DICHIARATO DECLARED VALUE		< AL LIMITE DI RILEVAMENTO < THAN INSTRUMENT LIMIT		
				NAT	GP	RD 20mm
	DM 236/89 BCRA	> 0,40		> 0,40	> 0,40	> 0,40
	ANSI A326.3	Wet and Dry		≥ 0,42	≥ 0,55	≥ 0,55
	AS 4586	-		P2	P4	-
	DIN 51130	-		R9	R11	R11
	DIN 51097	-		A	A+B+C	A+B+C
	UNE 41901	≥ CL1		CL1	CL3	-
	BS 7976 sl.96-4S	Wet and Dry		-	≥ 0,36	-
	BS 7976 sl.55-TRL	Wet and Dry		-	≥ 0,36	-

Per i certificati specifici, contattare Mirage SpA - For specific certificates, please contact Mirage SPA - Für die speziellen Zertifikate wenden Sie sich bitte an Mirage SpA - Pour les certificats spécifiques, veuillez contacter Mirage SPA
Para los certificados específicos, contactar Mirage SPA - Для сертификатов обращайтесь в компанию Mirage SpA - 关于具体的证书, 请联系Mirage Spa公司



Made in Italy

www.mirage.it



Mirage Granito Ceramico S.p.a.
41026 - Pavullo (MO) ITALY - Via Giardini Nord, 225
Tel. +39 0536 29611 - Fax +39 0536 21065
info@mirage.it - www.mirage.it

Mirage Project Point
20121 - Milano ITALY
Via Marsala, 7
Tel. +39 02 65560879

projectpoint-mi@mirage.it
www.mirageprojectpoint.com/milano

Mirage USA INC.
618 Grassmere Park Dr - Suite 1-2
Nashville - Tennessee (TN) - 37211
Ph. +1 615 834 3888
TAX ID: 75 2773306

info@mirageusa.net
www.mirageusa.net

Mirage Project Point Dubai
Building 7 - Ground Floor
d3 Dubai Design District - United Arab Emirates
Ph. +971 4 554 3944
Licence No. 93659

projectpoint-uae@mirage.it
www.mirageprojectpoint.com/dubai