


DOLOMITI



GRES FINE PORCELLANATO

★★★★★
MONOCIBEC®
FINCIBEC GROUP

Dolomite è la nuova collezione di pavimenti dal carattere deciso e dalla forte personalità che Monocibec dedica alla progettazione di interni ed esterni. I colori intensi e luminosi, attraversati da sottili venature e da sfumature dai toni più caldi rimandano all'estetica delle quarziti, la famiglia di pietre naturali che ha fornito l'ispirazione per la collezione.

Dolomite is the new collection of flooring with a strong character and a strong personality that Monocibec dedicates to interior and exterior design. The intense and bright colours, crossed by thin veins and warmer tone shades recall the quartzite aesthetics, the family of natural stones that provided the inspiration for the collection.

INDICE




white

■
PAG. 05
■



moon

■
PAG. 11
■



grey

■
PAG. 17
■



dark

■
PAG. 27
■



dust

■
PAG. 33
■



sunset

■
PAG. 33
■



taupe

■
PAG. 46
■

★★★★★
MONOCIBEC
FINCIBEC GROUP

gres fine porcellanato
fine porcelain stoneware

C7 colori ■ colours



white




moon



grey



dark



dust



sunset



taupe

10 / 9 mm spessore ■ tickness

20 mm **MAJOR** spessore ■ tickness

C6 formati ■ sizes

60 x 120 . 45 x 90 . 60 x 60 . 30 x 60 . 30 x 30 . 15 x 15

C1 formato ■ size

50 x 100

C1 superficie ■ surface

naturale . natural

C1 superficie ■ surface

grip

C1 bordo ■ edge


rettificato . rectified

C2 bordi ■ edges

rettificato . rectified - naturale . natural

DOLOMITE

white



white
DOLOMITE



AMBIENTE REALIZZATO CON:
SETTING REALIZED WITH:

White 45x90
White Muretto 30x60




white
DOLOMITE



DOLOMITE

moon



moon
DOLOMITE



AMBIENTE REALIZZATO CON:
SETTING REALIZED WITH:


Moon 45x90

Major Moon 50x100

*Pezzi speciali pools&wellness
(pools&wellness special pieces)*





moon
DOLOMITE



DOLOMITE

grey



grey
DOLOMITE



AMBIENTE REALIZZATO CON:
SETTING REALIZED WITH:

Grey 60x120
Major Grey 50x100



grey
DOLOMITE




grey
DOLOMITE



AMBIENTE REALIZZATO CON:
SETTING REALIZED WITH:
Grey 45x90




grey
DOLOMITE



DOLOMITE

dark



dark
DOLOMITE




AMBIENTE REALIZZATO CON:
SETTING REALIZED WITH:

Dark 60x120
Major Dark 50x100



dark
DOLOMITE





DOLOMITE

dust

sunset



dust
sunset
DOLOMITE



AMBIENTE REALIZZATO CON:
SETTING REALIZED WITH:

Sunset 60x120

Dust 60x60

Sunset Mosaico 4,7x4,7

★★★★★
MONOCIBEC®
FINCIBEC GROUP

gres fine porcellanato
fine porcelain stoneware



dust
DOLOMITE



★★★★★
MONOCIBEC®
FINCIBEC GROUP

gres fine porcellanato
fine porcelain stoneware



sunset
DOLOMITE



GREY



60x120 . 24"x47" nat. rett.
92904 GREY
■ 141




60x60 . 24"x24" nat. rett.
92892 GREY
■ 105



45x90 . 18"x36" nat. rett.
92898 GREY
■ 125



30x60 . 12"x24" nat. rett.
92886 GREY
■ 89



• 30x30 . 12"x12" nat. rett.
94631 GREY
■ 141




• 15x15 . 6"x6" nat. rett.
94637 GREY
■ 159



30x60 . 12"x24" nat.
92916 MOSAICO MURETTO GREY
■ 190



4,7x4,7 . 1,8"x1,8" mosaico su rete
30x30 . 12"x12" nat.
92923 MOSAICO GREY
■ 199



* 2,5x2,5 . 1"x1" mosaico su foglio
30x30 . 12"x12" nat.
95615 MOSAICO GREY
■ 222

MAJOR 20mm



50x100 . 20"x40" grip
93507 GREY nat.
93715 GREY rett.
■ 141
■ 154


* Quantitativo minimo ordine 9 m²
Minimum order quantity 9 m²

• Quantitativo minimo ordine 1 pallet
Minimum order quantity 1 pallet

MOON



60x120 . 24"x47" nat. rett.
92905 MOON
■ 141




60x60 . 24"x24" nat. rett.
92893 MOON
■ 105



45x90 . 18"x36" nat. rett.
92899 MOON
■ 125



30x60 . 12"x24" nat. rett.
92887 MOON
■ 89



• 30x30 . 12"x12" nat. rett.
94632 MOON
■ 141




• 15x15 . 6"x6" nat. rett.
94638 MOON
■ 159



30x60 . 12"x24" nat.
92917 MOSAICO MURETTO MOON
■ 190



4,7x4,7 . 1,8"x1,8" mosaico su rete
30x30 . 12"x12" nat.
92924 MOSAICO MOON
■ 199



* 2,5x2,5 . 1"x1" mosaico su foglio
30x30 . 12"x12" nat.
95616 MOSAICO MOON
■ 222

MAJOR 20mm



50x100 . 20"x40" grip
93508 MOON nat.
93716 MOON rett.
■ 141
■ 154


* Quantitativo minimo ordine 9 m²
Minimum order quantity 9 m²

• Quantitativo minimo ordine 1 pallet
Minimum order quantity 1 pallet

DUST



60x120 . 24"x47" nat. rett.
92906 DUST
■ 141



60x60 . 24"x24" nat. rett.
92894 DUST
■ 105



45x90 . 18"x36" nat. rett.
92900 DUST
■ 125



30x60 . 12"x24" nat. rett.
92888 DUST
■ 89




• 30x30 . 12"x12" nat. rett.
94633 DUST
■ 141




• 15x15 . 6"x6" nat. rett.
94639 DUST
■ 159



30x60 . 12"x24" nat.
92918 MOSAICO MURETTO DUST
■ 190



4,7x4,7 . 1,8"x1,8"
mosaico su rete
30x30 . 12"x12" nat.
92925 MOSAICO DUST
■ 199



* 2,5x2,5 . 1"x1"
mosaico su foglio
30x30 . 12"x12" nat.
95617 MOSAICO DUST
■ 222

MAJOR 20mm



50x100 . 20"x40" grip
93506 DUST nat.
93714 DUST rett.
■ 141
■ 154


* Quantitativo minimo ordine 9 m²
Minimum order quantity 9 m²

• Quantitativo minimo ordine 1 pallet
Minimum order quantity 1 pallet

DARK



60x120 . 24"x47" nat. rett.
92908 DARK
■ 141



60x60 . 24"x24" nat. rett.
92896 DARK
■ 105



45x90 . 18"x36" nat. rett.
92902 DARK
■ 125



30x60 . 12"x24" nat. rett.
92890 DARK
■ 89




• 30x30 . 12"x12" nat. rett.
94634 DARK
■ 141




• 15x15 . 6"x6" nat. rett.
94640 DARK
■ 159



30x60 . 12"x24" nat.
92920 MOSAICO MURETTO DARK
■ 190



4,7x4,7 . 1,8"x1,8"
mosaico su rete
30x30 . 12"x12" nat.
92926 MOSAICO DARK
■ 199



* 2,5x2,5 . 1"x1"
mosaico su foglio
30x30 . 12"x12" nat.
95619 MOSAICO DARK
■ 222

* Quantitativo minimo ordine 9 m²
Minimum order quantity 9 m²

• Quantitativo minimo ordine 1 pallet
Minimum order quantity 1 pallet

MAJOR 20mm




50x100 . 20"x40" grip
93505 DARK nat.
93713 DARK rett.
■ 141
■ 154

SUNSET



60x120 . 24"x47" nat. rett.
92907 SUNSET
■ 141



60x60 . 24"x24" nat. rett.
92895 SUNSET
■ 105



45x90 . 18"x36" nat. rett.
92901 SUNSET
■ 125



30x60 . 12"x24" nat. rett.
92889 SUNSET
■ 89




• 30x30 . 12"x12" nat. rett.
94635 SUNSET
■ 141




• 15x15 . 6"x6" nat. rett.
94641 SUNSET
■ 159



30x60 . 12"x24" nat.
92919 MOSAICO MURETTO SUNSET
■ 190




4,7x4,7 . 1,8"x1,8"
mosaico su rete
30x30 . 12"x12" nat.
92928 MOSAICO SUNSET
■ 199



* 2,5x2,5 . 1"x1"
mosaico su foglio
30x30 . 12"x12" nat.
95618 MOSAICO SUNSET
■ 222

MAJOR 20mm



50x100 . 20"x40" grip
93504 SUNSET nat.
93717 SUNSET rett.
■ 141
■ 154

* Quantitativo minimo ordine 9 m²
Minimum order quantity 9 m²

• Quantitativo minimo ordine 1 pallet
Minimum order quantity 1 pallet



NATURALE



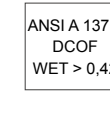
MAJOR



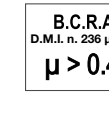
MOSAICO 2.5x2.5
MAJOR



NATURALE
MOSAICO 4.7x4.7



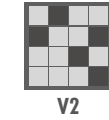
ANSI A 137.1
DCOF
WET > 0,42



B.C.R.A.
D.M.L. n. 236 μ>0,4
μ > 0,4



C5



V2

WHITE



60x120 . 24"x47" nat. rett.
92909 WHITE
■ 141



60x60 . 24"x24" nat. rett.
92897 WHITE
■ 105



45x90 . 18"x36" nat. rett.
92903 WHITE
■ 125



30x60 . 12"x24" nat. rett.
92891 WHITE
■ 89



• 30x30 . 12"x12" nat. rett.
94636 WHITE
■ 141




• 15x15 . 6"x6" nat. rett.
94642 WHITE
■ 159



30x60 . 12"x24" nat.
92922 MOSAICO MURETTO WHITE
■ 190



4,7x4,7 . 1,8"x1,8"
mosaico su rete
30x30 . 12"x12" nat.
92927 MOSAICO WHITE
■ 199



* 2,5x2,5 . 1"x1"
mosaico su foglio
30x30 . 12"x12" nat.
95620 MOSAICO WHITE
■ 222

MAJOR 20mm



* Quantitativo minimo ordine 9 m²
Minimum order quantity 9 m²

• Quantitativo minimo ordine 1 pallet
Minimum order quantity 1 pallet

50x100 . 20"x40" grip
93509 WHITE nat.
93718 WHITE rett.
■ 141
■ 154

TAUPE





60x120 . 24"x47" nat. rett.
99441 TAUPE
■ 141



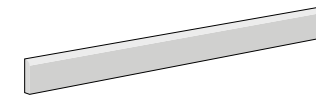
30x60 . 12"x24" nat. rett.
99349 TAUPE
■ 89

IMBALLI PACKAGING

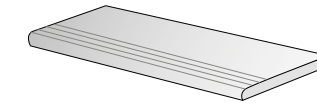
	60x120	45x90	60x60	30x60	30x30	15x15	50x100 MAJOR NAT	50x100 MAJOR RETT
 Pc.	2	2	3	6	11	44	1	1
M ²	1,44	0,81	1,08	1,08	1	0,99	0,5	0,5
Kg	34	21	22,5	22	23	17,91	22,7	20,5

	60x120	45x90	60x60	30x60	30x30	15x15	50x100 MAJOR NAT	50x100 MAJOR RETT
 Colli boxes	30	39	40	48	50	48	48	48
M ²	43,2	31,59	43,20	51,84	50	47,52	24	24
Kg	1020	819	900	1056	1150	859,68	1089	984

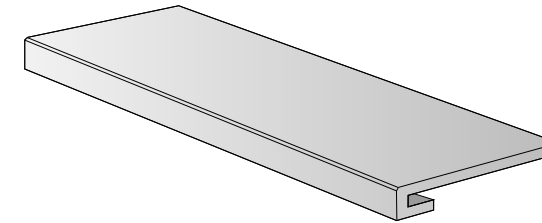
PEZZI SPECIALI . SPECIAL PIECES 10/9 mm



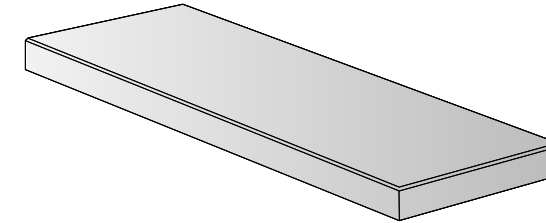
5,4x60 . 2,1"x24"
BATTISCOPIA
● 17



30x60 . 12"x24"
GRADINO
● 63

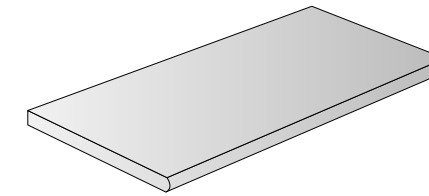


33x120 . 13"x47"
GRADONE COSTA RETTA
● 240

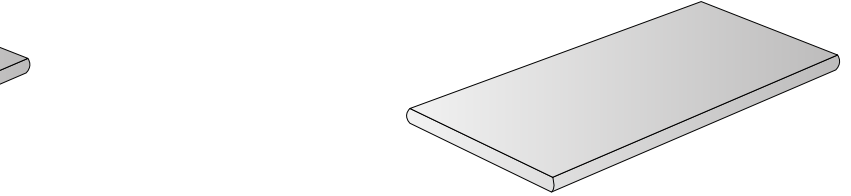


33x120 . 13"x47"
GRAD. ANG. COSTA RETTA DX/SX
● 249

PEZZI SPECIALI . SPECIAL PIECES 20 mm MAJOR



50x100 . 20"x40"
GRADONE CON TORO
MAJOR GRIP NAT. ● 212

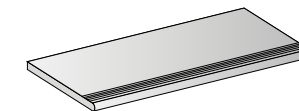


50x100 . 20"x40"
GRADONE CON TORO
MAJOR GRIP RETT. ● 222

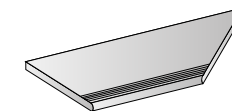
50x100 . 20"x40"
GRAD. ANG. CON TORO DX/SX
MAJOR GRIP NAT. ● 245

50x100 . 20"x40"
GRAD. ANG. CON TORO DX/SX
MAJOR GRIP RETT. ● 247

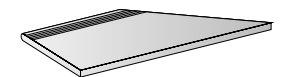
PEZZI SPECIALI POOLS&WELLNESS . POOLS&WELLNESS SPECIAL PIECES 20 mm MAJOR



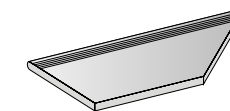
25x50 . 10"x20"
BORDO LINE RETTILINEO
CON TORO ● 173



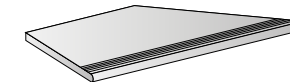
25x50 . 10"x20"
ANGOLO LINE
INTERNO CON TORO DX ● 184



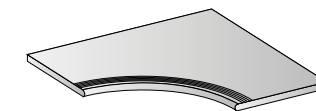
25x50 . 10"x20"
ANGOLO LINE
INTERNO CON TORO SX ● 184



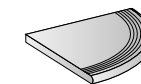
25x50 . 10"x20"
ANGOLO LINE
ESTERNO CON TORO SX ● 201



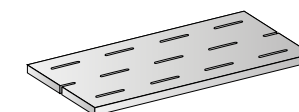
25x50 . 10"x20"
ANGOLO LINE
ESTERNO CON TORO DX ● 201



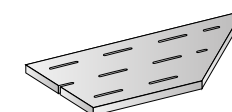
50x50 . 20"x20"
ANGOLO CURVO LINE
INTERNO CON TORO ● 247



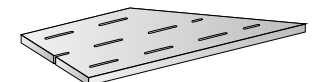
25x25 . 10"x10"
ANGOLO CURVO LINE
ESTERNO CON TORO ● 247



25x50 . 10"x20"
GRIGLIA
25 cm
● 181




25x50 . 10"x20"
ANGOLO GRIGLIA DX
25 cm
● 184




25x50 . 10"x20"
ANGOLO GRIGLIA SX
25 cm
● 184


VARIAZIONI CROMATICHE COLOURS VARIATIONS




V1 Aspetto uniforme
Even appearance



V3 Media variazione
Medium variation



V2 Lieve variazione
Light variation



V4 Intensa variazione
Strong variation

È indispensabile all'atto della
posa, prelevare le piastrelle da
più confezioni.

It is necessary to take the tiles
from several different boxes
when laying them.

CATEGORIE D'IMPIEGO USE CLASSES

C1

Piastrelle da pavimento consigliate per calpestio leggero
Floor tiles recommended for light pounding

C4

Piastrelle da pavimento consigliate per calpestio medio-pesante
Floor tiles recommended for medium-heavy pounding

C2

Piastrelle da pavimento consigliate per calpestio medio-leggero
Floor tiles recommended for medium-light pounding

C5

Piastrelle da pavimento consigliate per calpestio intenso
Floor tiles recommended for heavy uses

C3

Piastrelle da pavimento consigliate per calpestio medio
Floor tiles recommended for medium pounding

NOTE . NOTES

I prodotti possono essere modificati da Fincibec senza preavviso, respingendo ogni responsabilità su possibili danni diretti o indiretti causati da potenziali modifiche. / Fincibec reserves the right to modify its products without prior notice and cannot be held liable for direct or indirect damage caused by such modifications.

Verificare sempre la correttezza delle informazioni e dei dati relativi a codici, imballaggi e pesi, consultando il listino prezzi in vigore. / Always refer to the price list in force to ensure correct information and data on codes, packaging, and weight.

Le tonalità dei colori riportate nel catalogo sono indicative. / The colours shades, reported on the catalogue, are indicative.

★ ★ ★ ★ ★

MONOCIBEC

STANDARDS:
UNI EN 14411 ANNEX G - B/a / UNI EN ISO
13006 ANNEX G - B/a

CARATTERISTICHE TECNICHE / GRES FINE PORCELLANATO COLORATO IN MASSA - TECHNICAL SPECIFICATIONS / FULL-BODY COLOURED PORCELAIN STONEWARE

	CARATTERISTICHE TECNICHE TECHNICAL DATA TECHNISCHE DATEN CARACTERISTIQUES TECHNIQUES CARACTERÍSTICAS TÉCNICAS ТЕХНИЧЕСКИЕ ХАРАКТЕРИСТИКИ	TIPO DI PROVA STANDARD OF TEST NORME DU TEST TESTNORM TIPO DE PRUEBA ТИП ТЕСТА	VALORI PRESCRITTI DALLE NORME EN 14411 - G INTERNATIONAL STANDARDS EN 14411 - G INTERNATIONALE NORMEN EN 14411 - G VALORES PREVISTOS POR LAS NORMAS EN 14411 - G ПРЕДПОЛОЖЕННЫЕ СТАНДАРТНЫМИ EN 14411-G		VALORE MEDIO MONOCIBEC MONOCIBEC AVERAGE VALUE MONOCIBEC MITTELWERT VALOR MEDIO MONOCIBEC VALOR MEDIO MONOCIBEC СРЕДНЕЕ ЗНАЧЕНИЕ MONOCIBEC	
			REQUIREMENTS FOR NOMINAL SIZE		NAT	GRP
			7 cm ≤ N ≤ 15 cm	N ≥ 5 cm		
	LATI SIDES - SEITEN COTES - CANTOS РАЗМЕРЫ СТОРОН	EN ISO 10545-2	± 0,9% mm	± 0,6% MAX (± 2,0 mm)	CONFORME COMPLYING - ERFÜLLT CONFORME - CONFORME COOТBETCTBYET	
	SPESORE THICKNESS - DICKE EPASSEUR - ESPESOR ТОЛЩИНА	EN ISO 10545-2	± 0,5% mm	± 5,0% MAX (± 0,5 mm)	CONFORME COMPLYING - ERFÜLLT CONFORME - CONFORME COOТBETCTBYET	
	RETTILINEITÀ DEGLI SPIGOLI STRAIGHTNESS OF SIDES - GERADLINIGKEIT DER KANTEN RECTITUDE DES ARÊTES - RECTITUD DE LOS CANTOS - КОСОУГОЛЬНОСТЬ	EN ISO 10545-2	± 0,75% mm	± 0,5% MAX (± 1,5 mm)	CONFORME COMPLYING - ERFÜLLT CONFORME - CONFORME COOТBETCTBYET	
	ORTOGONALITÀ RECTANGULARITY - RECHTWINKLIGKEIT PERPENDICULARITÉ - ORTOGONALIDAD КРЯВИЗНА СТОРОН	EN ISO 10545-2	± 0,75% mm	± 0,5% MAX (± 2 mm)	CONFORME COMPLYING - ERFÜLLT CONFORME - CONFORME COOТBETCTBYET	
	PLANARITÀ SURFACE FLATNESS - EBENFLÄCHIGKEIT PLANEITE DE SURFACE - PLANEDAD КРЯВИЗНА ЛЮБЕВОЙ ПОВЕРХНОСТИ	EN ISO 10545-2	± 0,75% mm	± 0,5% MAX (± 2,0 mm)	CONFORME COMPLYING - ERFÜLLT CONFORME - CONFORME COOТBETCTBYET	
	ASSORBIMENTO D'ACQUA WATER ABSORPTION - WASSERAUFNAHME ABSORPTION D'EAU - ABSORCION DE AGUA ВОДОПОТЛОЩЕНИЕ	EN ISO 10545-3		≤ 0,5 %		≤ 0,1 %
	RESISTENZA ALLA FLESSIONE FLEXION RESISTANCE - BIEGEFESTIGKEIT RESISTANCE A LA FLEXION - RESISTENCIA A LA FLEXIÓN ПРЕДЕЛ ПРОЧНОСТИ ПРИ ИЗГИБЕ	EN ISO 10545-4		S ≥ 1.300 N R ≥ 35 Nm/m ²	CONFORME COMPLYING - ERFÜLLT CONFORME - CONFORME COOТBETCTBYET	
	RESISTENZA ALL'URTO IMPACT RESISTANCE - STOSSEFESTIGKEIT RESISTANCE AUX CHOCES - RESISTENCIA A LOS GOLPES УДРОСТОЙКОСТЬ	EN ISO 10545-5		VALORE DICHIARATO DECLARED VALUE - ANGEGEBENER WERT VALEUR DÉCLARÉE - VALOR DECLARADO - ЗАЯВЛЕННОЕ ЗНАЧЕНИЕ	CONFORME COMPLYING - ERFÜLLT CONFORME - CONFORME COOТBETCTBYET	> 0,80
	RESISTENZA ALL'ABRASIONE ABRASION RESISTANCE - ABRIEFESTIGKEIT RESISTANCE À L'ABRASION - RESISTENCIA A LA ABRASIÓN ПРОЧНОСТЬ НА ИСТИРАНИЕ	EN ISO 10545-6		≤ 175 mm ³	CONFORME COMPLYING - ERFÜLLT CONFORME - CONFORME COOТBETCTBYET	
	COEFFICIENTE DI DILATAZIONE TERMICA LINEARE COEFFICIENT OF LINEAR THERMAL EXPANSION - LINEARER WÄRMESCHWÄNKUNGSKOEFFIZIENT COEFFICIENT DE DILATACION TERMIQUE LINEARE - COEFICIENTE DE DILATACION TERMICA LINEAL КОЭФФИЦИЕНТ ЛИНЕЙНОГО ТЕРМИЧЕСКОГО РАСШИРЕНИЯ	EN ISO 10545-8		VALORE DICHIARATO DECLARED VALUE - ANGEGEBENER WERT VALEUR DÉCLARÉE - VALOR DECLARADO - ЗАЯВЛЕННОЕ ЗНАЧЕНИЕ	CONFORME COMPLYING - ERFÜLLT CONFORME - CONFORME COOТBETCTBYET	α = 6,7x10 ⁻⁶ / °C
	RESISTENZA AGLI SBALZI TERMICI RESISTANCE TO THERMAL SHOCKS - BESTÄNDIGKEIT GEGEN TEMPERATURSCHWANKUNGEN RESISTANCE AUX CHOCES THERMIQUES - RESISTENCIA A LOS CHOCOS TERMICOS СТОЙКОСТЬ К ПЕРЕПАДАМ ТЕМПЕРАТУРЫ	EN ISO 10545-9		TEST SUPERATO SECONDO EN ISO 10545-1 TEST PASSED ACCORDING TO - TEST BESTANDEN NACH TEXTE DÉPASSÉ SELON - PRUEBA SUPERADA SEGUN ИСПЫТАНИЕ ПРОУЖДЕНО В СООТВЕТСТВИИ С	NESSUN DANNO NO DAMAGE - KEIN SCHADEN AUCUN DOMMAGE -NINGUN DANO БЕЗ ПОБРЕЖДЕНИЯ	
	DILATAZIONE ALL'UMIDITÀ (IN MMM) MOISTURE EXPANSION (IN MMM) - FEUCHTIGKEITSBEDINGTE AUSENDENUNG (IN MMM) DILATACION A LA HUMIDIDAD (EN MMM) - DILATACION CON LA HUMEDAD (EN MMM) ВЛАЖНОСТНОЕ РАЦИЩЕНИЕ (В MMM)	EN ISO 10545-10		VALORE DICHIARATO DECLARED VALUE - ANGEGEBENER WERT VALEUR DÉCLARÉE - VALOR DECLARADO - ЗАЯВЛЕННОЕ ЗНАЧЕНИЕ	CONFORME COMPLYING - ERFÜLLT CONFORME - CONFORME COOТBETCTBYET	MAX 0,1 mm/m
	RESISTENZA AL GELO FROST RESISTANCE - FROSTBESTÄNDIGKEIT RESISTANCE AU GEL - RESISTENCIA AL HIELO МОРОСТОЙКОСТЬ	EN ISO 10545-12		TEST SUPERATO SECONDO EN ISO 10545-1 TEST PASSED ACCORDING TO - TEST BESTANDEN NACH TEXTE DÉPASSÉ SELON - PRUEBA SUPERADA SEGUN ИСПЫТАНИЕ ПРОУЖДЕНО В СООТВЕТСТВИИ С	NESSUN DANNO NO DAMAGE - KEIN SCHADEN AUCUN DOMMAGE -NINGUN DANO БЕЗ ПОБРЕЖДЕНИЯ	
	RESISTENZA AI PRODOTTI CHIMICI USO DOMESTICO E ADDITIVI PER PISCINA RESISTANCE TO HOUSEHOLD AND SWIMMINGPOOL CHEMICAL PRODUCTS - BESTÄNDIGKEIT GEGEN HAUSHALTS- TSCHIMIKALEN UND ZUSATZSTOFFE FÜR SWIMMINGPOOLS - RESISTANCE AUX PRODUITS CHIMIQUES USAGE DOMESTIQUE ET ADDITIFS POUR PISCINE - RESISTENCIA A LOS PRODUCTOS QUÍMICOS DE USO DOMESTICO Y ADI- TIVOS PARA PISCINA - СТОЙКОСТЬ К ДЕЙСТВИЮ БЫТОВЫХ И ПИЩЕВЫХ СРЕДСТВ, ДОБАВКАМ В БАССЕЙНЫ	EN ISO 10545-13		UB MIN	CONFORME COMPLYING - ERFÜLLT CONFORME - CONFORME COOТBETCTBYET	
	RESISTENZA A BASSE CONCENTRAZIONI DI ACIDI E ALCALI RESISTANCE TO LOW CONCENTRATIONS OF ACIDS AND ALKALI - BESTÄNDIGKEIT BEI NIEDRIGEN KONZEN- TRATIONEN VON SÄUREN UND LAUGEN - RESISTANCE À BASSES CONCENTRATIONS D'ACIDES ET ALCALIS - RESISTENCIA A BAJAS CONCENTRACIONES DE ÁCIDOS Y ALCALIS - СТОЙКОСТЬ К ДЕЙСТВИЮ НИЗКОЙ КОНЦЕНТРАЦИЙ КИСЛОТ И ЩЕЛОЧЕЙ	EN ISO 10545-13		VALORE DICHIARATO DECLARED VALUE - ANGEGEBENER WERT VALEUR DÉCLARÉE - VALOR DECLARADO - ЗАЯВЛЕННОЕ ЗНАЧЕНИЕ	CONFORME COMPLYING - ERFÜLLT CONFORME - CONFORME COOТBETCTBYET	
	RESISTENZA AD ALTE CONCENTRAZIONI DI ACIDI E ALCALI RESISTANCE TO HIGH CONCENTRATIONS OF ACIDS AND ALKALI - BESTÄNDIGKEIT BEI HOHEN KONZEN- TRATIONEN VON SÄUREN UND LAUGEN - RESISTANCE À HAUTES CONCENTRATIONS D'ACIDES ET ALCALIS - RESISTENCIA A ALTAS CONCENTRACIONES DE ÁCIDOS Y ALCALIS - СТОЙКОСТЬ К ДЕЙСТВИЮ ВЫСОКОЙ КОНЦЕНТРАЦИЙ КИСЛОТ И ЩЕЛОЧЕЙ	EN ISO 10545-13		VALORE DICHIARATO DECLARED VALUE - ANGEGEBENER WERT VALEUR DÉCLARÉE - VALOR DECLARADO - ЗАЯВЛЕННОЕ ЗНАЧЕНИЕ	CONFORME COMPLYING - ERFÜLLT CONFORME - CONFORME COOТBETCTBYET	
	RESISTENZA ALLE MACCHIE RESISTANCE TO STAINS - FLECKENBESTÄNDIGKEIT RESISTANCE AUX TACHES - RESISTENCIA A LAS MANCHAS УСТОЙЧИВОСТЬ К ПЯТНООБРАЗОВАНИЮ	EN ISO 10545-14		VALORE DICHIARATO DECLARED VALUE - ANGEGEBENER WERT VALEUR DÉCLARÉE - VALOR DECLARADO - ЗАЯВЛЕННОЕ ЗНАЧЕНИЕ	CONFORME COMPLYING - ERFÜLLT CONFORME - CONFORME COOТBETCTBYET	5
	CESSIONE DI PIOMBO E CADMIO LEAD AND CADMIUM DISCHARGE - ABGABE VON BLEI UND CADMIUM PERTE DE PLOMB ET CADMIUM - CESIÓN DE PLOMO Y CADMIO Выделение свинца и кадмия	EN ISO 10545-15		VALORE DICHIARATO DECLARED VALUE - ANGEGEBENER WERT VALEUR DÉCLARÉE - VALOR DECLARADO - ЗАЯВЛЕННОЕ ЗНАЧЕНИЕ	CONFORME COMPLYING - ERFÜLLT CONFORME - CONFORME COOТBETCTBYET	< AL LIMITE DI RILEVAMENTO < THAN INSTRUMENT LIMIT - UNMESSBARES WERT < LIMITE DE L'INSTRUMENT - LIMITE DEL INSTRUMENTO < НА ПРЕДЕЛЕ ОПРЕДЕЛЯЕМОСТИ
	SCIVOLOSITÀ SKID RESISTANCE - RUTSCHWERT GLISSANCE - ADHERENCIA СКОЛЬЗКОСТЬ	DM 236/89 BCRA ANSI A 137.1 DIN 51130 DIN 51097		> 0,40 WET DCOF > 0,42 - -		> 0,40 > 0,42 R10 R11 A+B A+B (MOS 4,7/4,7) A+B+C (MOS 2,9/2,5)

PER I CERTIFICATI SPECIFICI, E VALORI PUNTIUALI, CONTATTARE FINCIBEC SPA - FOR SPECIFIC CERTIFICATES AND DATA, CONTACT FINCIBEC S.P.A. - FÜR SPEZIELLE ZERTIFIKATE UND PUNKTWERTE, FINCIBEC S.P.A. KONTAKTIEREN - POUR LES CERTIFICATS SPÉCIFIQUES ET LES VALEURS PONCTUELLES, CONTACTER FINCIBEC S.P.A. - PARA LOS CERTIFICADOS ESPECÍFICOS Y LOS VALORES CONCRETOS, CONTACTE CON FINCIBEC S.P.A. - ВО ВОПРОСАМ СПЕЦИАЛЬНЫХ СЕРТИФИКАТОВ И ПОКАЗАТЕЛЕЙ СВЯЖИТЕСЬ С FINCIBEC SPA.

ESCLUSO PEZZI SPECIALI ED ELEMENTI DECORATIVI - WITH THE EXCEPTION OF SPECIAL PIECES AND DECORS
PER ULTERIORI INFORMAZIONI CONSULTARE LE SCHEDE TECNICHE DAL SITO WWW.MONOCIBEC.IT - FOR FURTHER INQUIRIES, REFER TO THE DATA SHEETS ON THE WEB-SITE WWW.MONOCIBEC.IT



FINCIBEC S.p.A.
Uffici Comm.li, Stabilimento
e Amministrazione:

via Valle d'Aosta, 47
41049 Sassuolo (MO) Italia
Tel. +39 0536 861.300
Fax Italia +39 0536 861.400
Fax Export + 39 0536 806.974 - 861.450
Fax Uff. Amm. + 39 0536 861.351
www.monocibec.it - info@monocibec.it
www.fincibec.it - info@fincibec.it
GRUPPO FIRE - Fire s.r.l.



Fincibec S.p.A è socio di:

