



WOODTIME
GRES FINE PORCELLANATO

★★★★★
MONOCIBEC®
FINCIBEC GROUP

WOODTIME

GRES FINE PORCELLANATO
FINE PORCELAIN STONEWARE

Grazie a un profondo realismo di superficie, Woodtime interpreta tutta la bellezza delle venature irregolari tipiche del legno con maestria ed eleganza. Proposto in cinque tonalità calde e avvolgenti la collezione dona carattere ad ambienti dai tratti contemporanei e dal sapore sofisticato. L'ampia gamma, che include 5 formati per progettare in libertà, è completata dal 40x120 in 2 cm di spessore, una soluzione resistente perfetta per esterni residenziali e commerciali di pregio.

With the profound realism of its surfaces, Woodtime interprets all the beauty of typical irregular wood grains with mastery and elegance. Available in five warm and embracing shades, the collection gives character to contemporary and sophisticated rooms.

The wide range, which includes 5 sizes for design freedom, includes the 40x120, 2 cm thick option, a resistant solution that is ideal for residential and commercial exteriors.

★★★★★
MONOCIBEC®
FINCIBEC GROUP

WOODTIME

GRES FINE PORCELLANATO
FINE PORCELAIN STONEWARE

10 MM

FORMATI/SIZES



40X160



26,6X160



20X160



30X120




20X120

SUPERFICI/SURFACES
naturale/natural
GRIP

BORDO/EDGE
RETTIFICATO/RECTIFIED

20 MM MAJOR

FORMATI/SIZES



40X120

SUPERFICI/SURFACES
ANTISLIP

BORDO/EDGE
RETTIFICATO/RECTIFIED





WOODTIME

ARBETE BIANCO

04

05

Ambiente realizzato con:
Setting realized with:


ABETE BIANCO

26,6X160 NAT.

20X160 NAT.

maxi 19X120





WOODTIME


LARICE



Ambiente realizzato con:
Setting realized with:

LARICE
26,6X160 nat.
20X160 nat.
20X120 GRIP

LARICE





IROKO

WOODTIME




Ambiente realizzato con:
Setting realized with:

IROKO

26,6X160 nat.

20X160 nat.

Line 15X120





CARPINO

WOODTIME



*Ambiente realizzato con:
Setting realized with:*

CARPINO

20X120 nat.

20X120 GRIP

Bordo Line e

Angolo bordo Line interno dx e sx

20X60 GRIP

Griglia Hole e

Angolo griglia Hole **20X60 GRIP**

(10+10 mm)

Mosaico **2,5X2,5**



CARPINO 20X120 GRIP

Bordo Line, Angolo bordo Line interno dx e sx 20X60 GRIP

Griglia Hole e Angolo griglia Hole 20X60 GRIP (10+10 mm)

Mosaico 2,5X2,5





Ambiente realizzato con:
Setting realized with:

CARPINO

26,6X160 . 20X160

CARPINO





CASTAGNO




Ambiente realizzato con:
Setting realized with:

CASTAGNO

26,6X160 nat.


20X160 nat.

20X120 GRIP





Ambiente
realizzato con:
Setting realized with:
CASTAGNO
40X120 major
GRIP
20X120 nat.





ABETE BIANCO



LARICE



IROKO



CARPINO



CASTAGNO

WOODTIME

GRES FINE PORCELLANATO
FINE PORCELAIN STONEWARE




ANSI A 137,1
DCOF
WET >0,42

B.C.R.A.
D.M.I. n. 236 μ>0,4
μ > 0.4

C5



10 MM



40X160 - 16''X63'' NAT. RETT.

- 89166 Abete Bianco
- 89169 Larice
- 89168 Iroko
- 89274 Carpino
- 89167 Castagno

■ 165



26,6X160 - 10,5''X63'' NAT. RETT.

- 88243 Abete Bianco
- 88236 Larice
- 88255 Iroko
- 89273 Carpino
- 88249 Castagno

■ 165



20X160 - 8''X63'' NAT. RETT.

- 88242 Abete Bianco
- 88235 Larice
- 88254 Iroko
- 89271 Carpino
- 88248 Castagno

■ 165

PEZZI SPECIALI SPECIAL PIECES

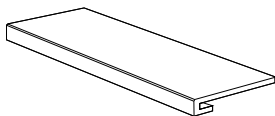
BATTISCOPIA



7,2X60 - 2,8''X24'' NAT. RETT.

● 17

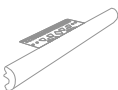
GRADONE COSTA RETTA



120X33 - 47''X13'' NAT. RETT.

● 240

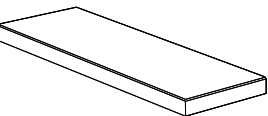
TORELLO SU RETE



4X60 - 1,5''X24'' NAT.


● 105

ANGOLARE COSTA RETTA DX / SX



120X33 - 47''X13'' NAT. RETT.

● 249



30X120 - 12''X47'' NAT. RETT.

- 89257 Abete Bianco
- 89263 Larice
- 89261 Iroko
- 89272 Carpino
- 89259 Castagno

■ 135



20X120 - 8''X47'' NAT. RETT.

- 88241 Abete Bianco
- 88231 Larice
- 88252 Iroko
- 89270 Carpino
- 88246 Castagno

■ 135

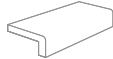


20X120 - 8''X47'' GRIP RETT.

- 88239 Abete Bianco
- 88233 Larice
- 88250 Iroko
- 89268 Carpino
- 88244 Castagno

■ 135

TERMINALE ELLE



*15X60 - 6''X24'' GRIP

● 92

15X30X4 - 6''X12''X1,5'' GRIP

● 31

*Quantitativo minimo ordine 250 pz.
Minimum order quantity 250 pc.

WOODTIME

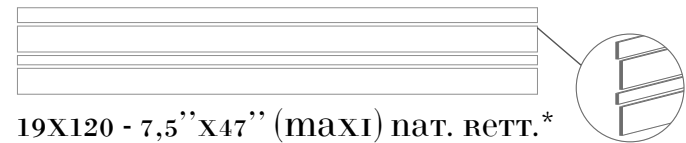
GRES FINE PORCELLANATO
FINE PORCELAIN STONEWARE



ANSI A 137,1
DCOF
WET >0,42

B.C.R.A.
D.M.I. n. 236 μ >0,4

C5



19X120 - 7,5''x47'' (maxi) nat. rett.*

89618 Abete Bianco
89621 Larice
89620 Iroko
89617 Carpino
89619 Castagno

● 147




15X120 - 6''x47'' (Line) nat. rett.

89556 Abete Bianco
89560 Larice
89559 Iroko
89557 Carpino
89558 Castagno

■ 230

* Due versioni - Two versions

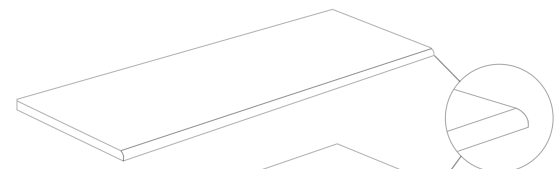
40X120 MAJOR / ALTO SPESSORE 20 MM



40X120 - 16''x47'' GRIP RETT.

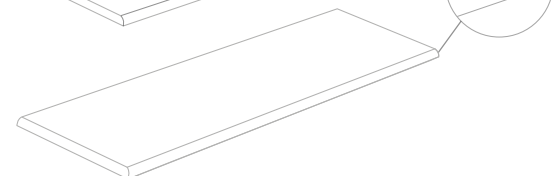
89937 Carpino
89938 Castagno

■ 179



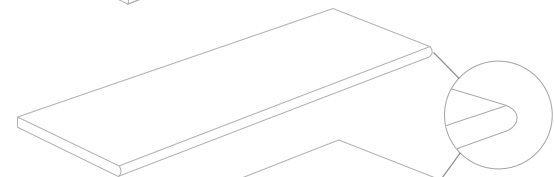
40X120 - 16''x47'' GRADONE GRIP RETT.

● 232




40X120 - 16''x47'' ANGOLARE DX/SX GRIP RETT.

● 250



40X120 - 16''x47'' GRADONE CON TORO GRIP RETT.


● 235



40X120 - 16''x47'' ANGOLARE CON TORO DX/SX GRIP RETT.

● 254

MOSAICO



2,5X2,5 - 1''x1'' su foglio
30X30 - 11,8''x11,8''

89528 Abete Bianco
89527 Larice
89531 Iroko
89530 Carpino
89529 Castagno

■ 222

POOLS & WELLNESS

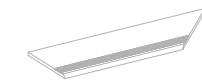
PEZZI SPECIALI / SPECIAL PIECES

10 MM



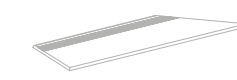
*Bordo Line
grip 20x60 - 8"x24"

● 83



Angolo Bordo Line interno DX
grip 20x60 - 8"x24"

● 109



Angolo Bordo Line interno SX
grip 20x60 - 8"x24"

● 109



Angolo Bordo Line esterno
grip 20x60 - 8"x24"

● 109



Angolo Bordo Line esterno DX
grip 20x60 - 8"x24"

● 109



Angolo Curvo Line esterno
grip 20x20 - 8"x8"

● 160



*Elemento Elle
grip 15x30x4 - 6"x12"x2"

● 31



Angolo Elle interno DX
grip 15x30x4 - 6"x12"x2"

● 141



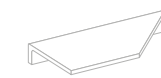
Angolo Elle interno SX
grip 15x30x4 - 6"x12"x2"

● 141



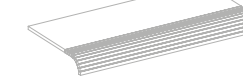
Angolo Elle esterno DX
grip 15x30x4 - 6"x12"x2"

● 141



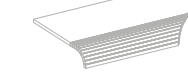
Angolo Elle esterno SX
grip 15x30x4 - 6"x12"x2"

● 141



*Bordo Curved
grip 30x60 - 12"x24"

● 157



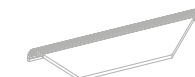
Angolo Bordo Curved interno DX
grip 30x60 - 12"x24"

● 181



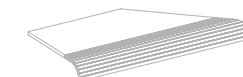
Angolo Bordo Curved interno SX
grip 30x60 - 12"x24"

● 181



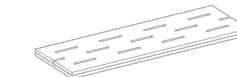
Angolo Bordo Curved esterno SX
grip 30x60 - 12"x24"

● 181



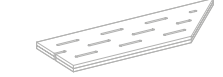
Angolo Bordo Curved esterno DX
grip 30x60 - 12"x24"

● 181



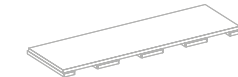
*Griglia Hole (10+10 mm)
grip 20x60 - 8"x24"

● 215



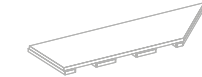
Angolo Griglia Hole Double face
(10+10 mm) grip 20x60 - 8"x24"

● 219



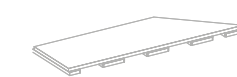
*Griglia Slot
(10+10 mm) grip 20x60 - 8"x24"

● 165



Angolo Griglia Slot DX
(10+10 mm) grip 20x60 - 8"x24"

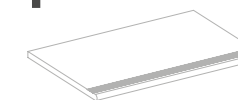
● 194



Angolo Griglia Slot SX
(10+10 mm) grip 20x60 - 8"x24"

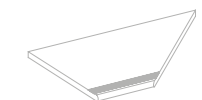
● 194

20 MM



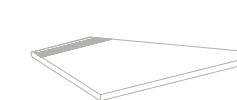
*Bordo Line rettilineo con toro
grip 40x60 - 16"x24"

● 199



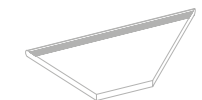
Angolo Line interno con toro DX
grip 40x60 - 16"x24"

● 227



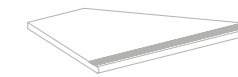
Angolo Line interno con toro SX
grip 40x60 - 16"x24"

● 227



Angolo Line esterno con toro SX
grip 40x60 - 16"x24"

● 227



Angolo Line esterno con toro DX
grip 40x60 - 16"x24"

● 227



Angolo Curvo Line esterno con toro
grip 40x40 - 16"x16"

● 247



*Griglia 40 cm
grip 40x60 - 16"x24"

● 222



Angolo Griglia DX 40 cm
grip 40x60 - 16"x24"

● 225



Angolo Griglia SX 40 cm
grip 40x60 - 16"x24"

● 225



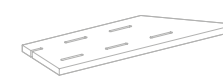
*Griglia 20 cm
grip 20x60 - 8"x24"

● 199



Angolo Griglia DX 20 cm
grip 20x60 - 8"x24"

● 208




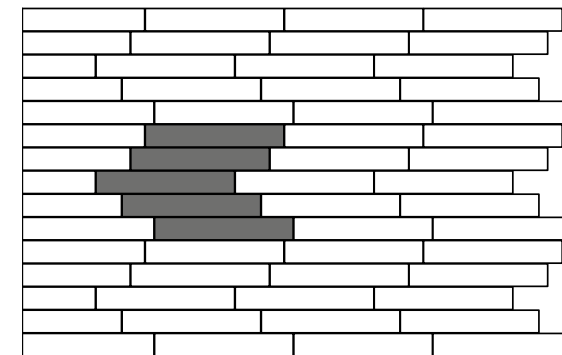
Angolo Griglia SX 20 cm
grip 20x60 - 8"x24"

● 208

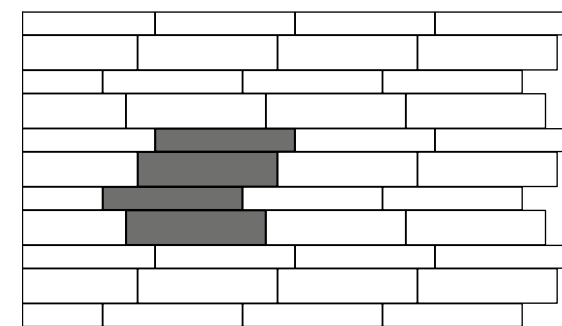
* Prezzo per ordine minimo di 20 pezzi. Per quantitativi inferiori, rivolgersi agli uffici commerciali per una quotazione specifica.
Price for a minimum order of 20 items. For smaller volumes, please contact our commercial office for a specific quote.

WOODTIME

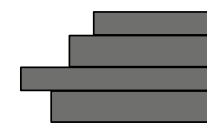
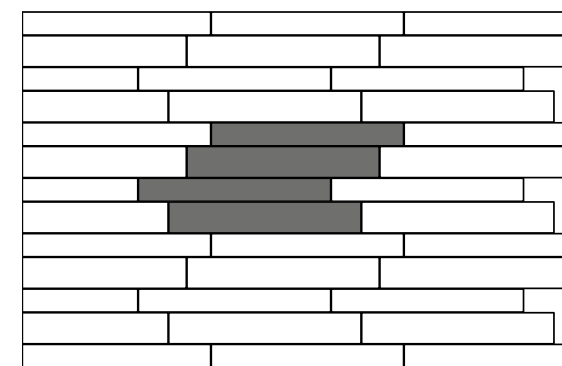
SCHEMI DI POSA MODULAR LAYOUT



FORMATO SIZE | % Mq.
20x120 . 8"x47" | 100%



FORMATO SIZE | % Mq.
20x120 . 8"x47" | 40%
30x120 . 12"x47" | 60%



FORMATO SIZE | % Mq.
20x160 . 8"x63" | 42,9%
26,6x160 . 10,5"x63" | 57,1%

POSA CONSIGLIATA CON UNA SFALSATURA NON SUPERIORE A 30 CM E FUGA MINIMA RACCOMANDATA 2 MM. (per il formato 120 cm) WHEN LAYING YOU ARE RECOMMENDED NOT TO STAGGER BY MORE THAN ABOUT 30 CM. RECOMMENDED JOINT, MINIMUM 2 MM. (for 120 cm size)
POSA CONSIGLIATA CON UNA SFALSATURA NON SUPERIORE A 40 CM E FUGA MINIMA RACCOMANDATA 2 MM. (per il formato 160 cm) WHEN LAYING YOU ARE RECOMMENDED NOT TO STAGGER BY MORE THAN ABOUT 40 CM. RECOMMENDED JOINT, MINIMUM 2 MM. (for 160 cm size)

IMBALLI PACKAGING

	40x160	26,6x160	20x160	30x120	20x120	MAXI	LINE	40X120 20mm
Pc.	2	3	4	3	4	2	6	2
M ²	1,28	1,27	1,28	1,08	0,96	0,456	1,08	0,96
Kg	30	30	30	22,5	21,60	10	23,76	45

	40x160	26,6x160	20x160	30x120	20x120	MAXI	LINE	40X120 20mm
Colli boxes	36	36	36	36	32	-	48	24
Krt./Eur								
M ² /Eur	46,08	45,97	46,08	38,88	30,72	-	51,84	23,04
Kg	1080	1080	1080	810	691,2	-	1140,48	1080
Kg/Eur								

CATEGORIE D'IMPIEGO USE CLASSES

- C1** Piastrelle da pavimento consigliate per calpestio leggero
Floor tiles recommended for light traffic
- C2** Piastrelle da pavimento consigliate per calpestio medio-leggero
Floor tiles recommended for medium-light traffic
- C3** Piastrelle da pavimento consigliate per calpestio medio
Floor tiles recommended for medium traffic
- C4** Piastrelle da pavimento consigliate per calpestio medio-pesante
Floor tiles recommended for medium-heavy traffic
- C5** Piastrelle da pavimento consigliate per calpestio intenso
Floor tiles recommended for high traffic areas

VARIAZIONI CROMATICHE COLOUR VARIATIONS

- V1** Aspetto uniforme
Even appearance
- V2** Lieve variazione
Light variation
- V3** Media variazione
Medium variation
- V4** Intensa variazione
Strong variation

È indispensabile all'atto della posa, prelevare le piastrelle da più confezioni. It is necessary to take the tiles from several different boxes when laying them.

Note/Notes

I prodotti possono essere modificati da Fincibec senza preavviso, respingendo ogni responsabilità su possibili danni diretti o indiretti causati da potenziali modifiche. Fincibec reserves the right to modify its products without prior notice and cannot be held liable for direct or indirect damage caused by such modifications.

Verificare sempre la correttezza delle informazioni e dei dati relativi a codici, imballaggi e pesi, consultando il listino prezzi in vigore.

Always refer to the price list in force to ensure correct information and data on codes, packaging, and weight.

Le tonalità dei colori riportate nel catalogo sono indicative. The colours shades, reported on the catalogue, are indicative.

CARATTERISTICHE TECNICHE / GRES FINE PORCELLANATO COLORATO IN MASSA

TECHNICAL SPECIFICATIONS / FULL-BODY COLOURED PORCELAIN STONEWARE - TECHNISCHE EIGENSCHAFTEN / DURCHGEFÄRBTES FEINSTEINZEUG - CARACTÉRISTIQUES TECHNIQUES / GRÈS FIN CÉRAME

COLORÉ EN MASSE - CARACTERÍSTICAS TÉCNICAS / GRES FINO PORCELÁNICO TENIDO EN MASA - ТЕХНИЧЕСКИЕ ХАРАКТЕРИСТИКИ / МЕЛКОЗЕРНИСТЫЙ КЕРАМОГРАНИТ, ОКРАШЕННЫЙ В МАССЕ

STANDARDS : UNI EN 14411 ANNEX G - Bla / UNI EN ISO 13006 ANNEX G - Bla

CARATTERISTICHE TECNICHE TECHNICAL DATA TECHNISCHE DATEN CARACTÉRISTIQUES TECHNIQUES CARACTERÍSTICAS TÉCNICAS ТЕХНИЧЕСКИЕ ХАРАКТЕРИСТИКИ	TIPO DI PROVA STANDARD OF TEST NORME DU TEST TESTNORM TIPO DE PRUEBA ТИП ПРОВЯ	VALORI PRESCRITTI DALLE NORME INTERNATIONAL STANDARDS INTERNATIONALE NORMWERTE VALEURS PRÉVUES PAR LES NORMES VALORES PREVISTOS POR LAS NORMAS ПРЕДУСЛОВИТЕЛЬНЫЕ СТАНДАРТЫ		VALORE MEDIO MONOCIBEC MONOCIBEC AVERAGE VALUE MONOCIBEC MITTELWERT VALEUR MOYENNE MONOCIBEC VALOR MEDIO MONOCIBEC СРЕДНЕЗНАЧЕНИЕ MONOCIBEC	
		REQUIREMENTS FOR NOMINAL SIZE N		NAT	GRIP
		7 cm ≤ N ≤ 15 cm	N ≥ 5 cm		
LATI SIDES - SEITEN COTES - CANTOS РАЗМЕРЫ СТОРОН	EN ISO 10545-2	± 0,9 mm	± 0,6% (± 2,0 mm)	CONFORME COMPLYING - ERFÜLLT CONFORME - CONFORME СООТВЕТСТВУЕТ	
SPESORE THICKNESS - DICKE ÉPAISSEUR - ESPESOR ТОЛЩИНА	EN ISO 10545-2	± 0,5 mm	± 5,0% (± 0,5 mm)	CONFORME COMPLYING - ERFÜLLT CONFORME - CONFORME СООТВЕТСТВУЕТ	
RETTILINEITÀ DEGLI SPIGOLI STRAIGHTNESS OF SIDES - GERADLINIGKEIT DER KANTEN RECTITUDE DES ARÊTES - RECTITUD DE LOS CANTOS - КОСОУГОЛЬНОСТЬ	EN ISO 10545-2	± 0,75 mm	± 0,5% (± 1,5 mm)	CONFORME COMPLYING - ERFÜLLT CONFORME - CONFORME СООТВЕТСТВУЕТ	
ORTOGONALITÀ RECTANGULARITY - RECHTWINKLIGKEIT PERPENDICULARITÉ - ORTOGONALIDAD КРЯВИЗНА СТОРОН	EN ISO 10545-2	± 0,75 mm	± 0,5% (± 2 mm)	CONFORME COMPLYING - ERFÜLLT CONFORME - CONFORME СООТВЕТСТВУЕТ	
PLANARITÀ SURFACE FLATNESS - EBENFLÄCHIGKEIT PLANEITE DE SURFACE - PLANEIDAD КРЯВИЗНА ЛИЦЕВОЙ ПОВЕРХНОСТИ	EN ISO 10545-2	± 0,75 mm	± 0,5% (± 2,0 mm)	CONFORME COMPLYING - ERFÜLLT CONFORME - CONFORME СООТВЕТСТВУЕТ	
ASSORBIMENTO D'ACQUA WATER ABSORPTION - WASSERAUFNAHME ABSORPTION D'EAU - ABSORCIÓN DE AGUA ВОДОПОГЛОЩЕНИЕ	EN ISO 10545-3		≤ 0,5%	≤ 0,1%	
RESISTENZA ALLA FLESSIONE FLEXION RESISTANCE - BIEGEFESTIGKEIT RESISTANCE A LA FLEXION - RESISTENCIA A LA FLEXIÓN ПРЕДЕЛ ПРОЧНОСТИ ПРИ ИЗГИБЕ	EN ISO 10545-4		S ≥ 1.300 N R ≥ 35 N/mm ²	CONFORME COMPLYING - ERFÜLLT CONFORME - CONFORME СООТВЕТСТВУЕТ	
RESISTENZA ALL'URTO IMPACT RESISTANCE - STOSSFESTIGKEIT RESISTANCE AUX CHOCS - RESISTENCIA A LOS GOLPES УДАРНОСТОЙКОСТЬ	EN ISO 10545-5		VALORE DICHIARATO DECLARED VALUE - ANGEGEBENER WERT VALEUR DÉCLARÉE - VALOR DECLARADO - ЗАЯВЛЕННОЕ ЗНАЧЕНИЕ	> 0,80	
RESISTENZA ALL'ABRASIONE ABRASION RESISTANCE - ABRIEBFESTIGKEIT RESISTANCE A L'ABRASION - RESISTENCIA A LA ABRASIÓN ПРОЧНОСТЬ НА ИСТИРАНИЕ	EN ISO 10545-6		≤ 175 mm ³	CONFORME COMPLYING - ERFÜLLT CONFORME - CONFORME СООТВЕТСТВУЕТ	
COEFFICIENTE DI DILATAZIONE TERMICA LINEARE COEFFICIENT OF LINEAR THERMAL EXPANSION - LINEARER WÄRMEAUDEHNUNGSKOEFFIZIENT COEFFICIENT DE DILATION THERMIQUE LINEAIRE - COEFFICIENTE DE DILATACIÓN TERMICA LINEAL КОЭФФИЦИЕНТ ЛИНЕЙНОГО ТЕРМИЧЕСКОГО РАСШИРЕНИЯ	EN ISO 10545-8		VALORE DICHIARATO DECLARED VALUE - ANGEGEBENER WERT VALEUR DÉCLARÉE - VALOR DECLARADO - ЗАЯВЛЕННОЕ ЗНАЧЕНИЕ	α = 6,7x10 ⁻⁶ /°C	
RESISTENZA AGLI SBALZI TERMICI RESISTANCE TO THERMAL SHOCKS - BESTÄNDIGKEIT GEGEN TEMPERATURSCHWANKUNGEN RESISTANCE AUX CHOCS THERMIQUES - RESISTENCIA A LOS CHOQUES TÉRMICOS СТОЙКОСТЬ К ПЕРЕПАДАМ ТЕМПЕРАТУРЫ	EN ISO 10545-9		TEST SUPERATO SECONDO EN ISO 10545-1 TEST PASSED ACCORDING TO - TEST BESTANDEN NACH TEXTE DÉPASSÉ SELON - PRUEBA SUPERADA SEGUN ИСПЫТАНИЕ ПРОЙДЕНО В СООТВЕТСТВИИ С	NESSUN DANNO NO DAMAGE - KEIN SCHADEN AUCUN DOMMAGE -NINGUN DANO БЕЗ ПОВРЕЖДЕНИЙ	
DILATAZIONE ALL'UMIDITÀ (IN MMM) MOISTURE EXPANSION (IN MMM) - FEUCHTIGKEITSBEDINGTE AUSDEHNUNG (IN MMM) DILATATION A L'HUMIDITÉ (EN MMM) - DILATACIÓN CON LA HUMEDAD (EN MMM) ВЛАЖНОСТНОЕ РАСШИРЕНИЕ (В MMM)	EN ISO 10545-10		VALORE DICHIARATO DECLARED VALUE - ANGEGEBENER WERT VALEUR DÉCLARÉE - VALOR DECLARADO - ЗАЯВЛЕННОЕ ЗНАЧЕНИЕ	MAX 0,1 mm / m	
RESISTENZA AL GELO FROST RESISTANCE - FROSTBESTÄNDIGKEIT RESISTANCE AU GEL - RESISTENCIA AL HIELO МОРОЗОСТОЙКОСТЬ	EN ISO 10545-12		TEST SUPERATO SECONDO EN ISO 10545-1 TEST PASSED ACCORDING TO - TEST BESTANDEN NACH TEXTE DÉPASSÉ SELON - PRUEBA SUPERADA SEGUN ИСПЫТАНИЕ ПРОЙДЕНО В СООТВЕТСТВИИ С	NESSUN DANNO NO DAMAGE - KEIN SCHADEN AUCUN DOMMAGE -NINGUN DANO БЕЗ ПОВРЕЖДЕНИЙ	
RESISTENZA AI PRODOTTI CHIMICI USO DOMESTICO E ADDITIVI PER PISCINA RESISTANCE TO HOUSEHOLD AND SWIMMING POOL CHEMICAL PRODUCTS - BESTÄNDIGKEIT GEGEN HAUSHALTSCHENIKALIEN UND ZUSATZSTOFFE FÜR SWIMMINGPOOLS - RESISTANCE AUX PRODUITS CHIMIQUES USAGE DOMESTIQUE ET ADDITIFS POUR PISCINE - RESISTENCIA A LOS PRODUCTOS QUÍMICOS DE USO DOMÉSTICO Y ADITIVOS PARA PISCINA - СТОЙКОСТЬ К ДЕЙСТВИЮ ВЫСОКИХ ХИМИЧЕСКИХ СРЕДСТВ, ДОБАВКАМ В БАССЕЙНЫ	EN ISO 10545-13		UB MIN	CONFORME COMPLYING - ERFÜLLT CONFORME - CONFORME СООТВЕТСТВУЕТ	
RESISTENZA A BASSE CONCENTRAZIONI DI ACIDI E ALCALI RESISTANCE TO LOW CONCENTRATIONS OF ACIDS AND ALKALI - BESTÄNDIGKEIT BEI NIEDRIGEN KONZENTRATIONEN VON SÄUREN UND LAUGEN - RESISTANCE À BASSES CONCENTRATIONS D'ACIDES ET ALCALIS - RESISTENCIA A BAJAS CONCENTRACIONES DE ÁCIDOS Y ALCALIS - СТОЙКОСТЬ К ДЕЙСТВИЮ НИЗКИХ КОНЦЕНТРАЦИЙ КИСЛОТ И ЩЕЛОЧЕЙ	EN ISO 10545-13		VALORE DICHIARATO DECLARED VALUE - ANGEGEBENER WERT VALEUR DÉCLARÉE - VALOR DECLARADO - ЗАЯВЛЕННОЕ ЗНАЧЕНИЕ	CONFORME COMPLYING - ERFÜLLT CONFORME - CONFORME СООТВЕТСТВУЕТ	
RESISTENZA AD ALTE CONCENTRAZIONI DI ACIDI E ALCALI RESISTANCE TO HIGH CONCENTRATIONS OF ACIDS AND ALKALI - BESTÄNDIGKEIT BEI HOHEN KONZENTRATIONEN VON SÄUREN UND LAUGEN - RESISTANCE À HAUTES CONCENTRATIONS D'ACIDES ET ALCALIS - RESISTENCIA A ALTAS CONCENTRACIONES DE ÁCIDOS Y ALCALIS - СТОЙКОСТЬ К ДЕЙСТВИЮ ВЫСОКИХ КОНЦЕНТРАЦИЙ КИСЛОТ И ЩЕЛОЧЕЙ	EN ISO 10545-13		VALORE DICHIARATO DECLARED VALUE - ANGEGEBENER WERT VALEUR DÉCLARÉE - VALOR DECLARADO - ЗАЯВЛЕННОЕ ЗНАЧЕНИЕ	CONFORME COMPLYING - ERFÜLLT CONFORME - CONFORME СООТВЕТСТВУЕТ	
RESISTENZA ALLE MACCHIE RESISTANCE TO STAINS - FLECKENBESTÄNDIGKEIT RESISTANCE AUX TACHES - RESISTENCIA A LAS MANCHAS УСТОЙЧИВОСТЬ К ПЯТНООБРАЗОВАНИЮ	EN ISO 10545-14		VALORE DICHIARATO DECLARED VALUE - ANGEGEBENER WERT VALEUR DÉCLARÉE - VALOR DECLARADO - ЗАЯВЛЕННОЕ ЗНАЧЕНИЕ	CONFORME COMPLYING - ERFÜLLT CONFORME - CONFORME СООТВЕТСТВУЕТ	
CESSIONE DI PIOMBO E CADMIO LEAD AND CADMIUM DISCHARGE - ABGABE VON BLEI UND CADMIUM PERTE DE PLOMB ET CADMIUM - CESIÓN DE PLOMO Y CADMIO ВЫДЕЛЕНИЕ СВИНЦА И КАДМИЯ	EN ISO 10545-15		VALORE DICHIARATO DECLARED VALUE - ANGEGEBENER WERT VALEUR DÉCLARÉE - VALOR DECLARADO - ЗАЯВЛЕННОЕ ЗНАЧЕНИЕ	< LIMITE DI RILEVAMENTO < THAN INSTRUMENT LIMIT - LUMESSBARES WERT < LIMITE DEL INSTRUMENTO < НА ПЕРЕДЕЛ ОПРЕДЕЛИМОСТИ	
SCIVOLOSITÀ SKID RESISTANCE - RUTSCHWEIT GLISSANCE - ADHERENCIA СКОЛЬЗКОСТЬ	DM. 236/89 BCRA		> 0,40	> 0,40	> 0,40
	ANSIA 137.1		WET DCOF > 0,42	> 0,42	> 0,40
	DIN 51130		-	R10	R11
	DIN 51097		-	A	A+B+C

PER I CERTIFICATI SPECIFICI, E VALORI PUNTUALI, CONTATTARE FINCIBEC SPA - FOR SPECIFIC CERTIFICATES AND DATA, CONTACT FINCIBEC S.P.A. - FÜR SPEZIELLE ZERTIFIKATE UND PUNKTWERTE, FINCIBEC S.P.A. KONTAKTIEREN - POUR LES CERTIFICATS SPÉCIFIQUES ET LES VALEURS PONCTUELLES, CONTACTER FINCIBEC S.P.A. - PARA LOS CERTIFICADOS ESPECÍFICOS Y LOS VALORES CONCRETOS, CONTACTE CON FINCIBEC S.P.A. - ВО ВОПРОСАХ СПЕЦИАЛЬНЫХ СЕРТИФИКАТОВ И ПОКАЗАТЕЛЕЙ СВЯЖИТЕСЬ С FINCIBEC SPA.

ESCLUSO PEZZI SPECIALI ED ELEMENTI DECORATIVI - WITH THE EXCEPTION OF SPECIAL PIECES AND DECORS

ZERO
CO₂
NO EMISSION

WOODTIME
GRES FINE PORCELLANATO

★★★★★
MONOCIBEC®
FINCIBEC GROUP



FINCIBEC S.p.A.
Uffici Comm.li, Stabilimento
e Amministrazione:

via Valle d'Aosta, 47
41049 Sassuolo (MO) Italia
Tel. +39 0536 861.300
Fax Italia +39 0536 861.400
Fax Export + 39 0536 806.974 - 861.450
Fax Uff. Amm. + 39 0536 861.351
www.monocibec.it - info@monocibec.it
www.fincibec.it - info@fincibec.it
GRUPPO FIRE - Fire s.r.l.



Fincibec S.p.A è socio di:

