

ESSENTIAL WALL

RIVESTIMENTO 20x20 - 10x30

ENERGY




CREMA 10x30 | RULER CREMA 10x30 | NOBILE NOCCIOLA 20x120

ENERGY

RIVESTIMENTO - UNI EN 14411 - Annex L - BIII

\times 8,5 mm (10x30) \times 7 mm (20x20)



10x30 cm
0145058 BIANCO



10x30 cm
0145112 RULER BIANCO



10x30 cm
0145067 GIALLO



10x30 cm
0145063 GRIGIO




10x30 cm
0145114 RULER GRIGIO



10x30 cm
0145107 OCRA



10x30 cm
0145065 NERO



10x30 cm
0145113 RULER NERO



10x30 cm
0145061 ARANCIO



10x30 cm
0145103 TURCHESE



10x30 cm
0145117 RULER TURCHESE



10x30 cm
0145060 PISTACCHIO




10x30 cm
0145066 ZAFFIRO



10x30 cm
0145116 RULER ZAFFIRO



10x30 cm
0145057 CELESTE



10x30 cm
0145059 CREMA



10x30 cm
0145115 RULER CREMA



10x30 cm
0145101 TORTORA



10x30 cm
0145062 ROSSO



10x30 cm
0145118 RULER ROSSO




ARANCIO 10x30 | BIANCO 10x30

ENERGY

RIVESTIMENTO – UNI EN 14411 – Annex L – BIII

☞ ○ ● ✂ 8,5 mm (10x30) ✂ 7 mm (20x20)



20x20 cm
0145009 BIANCO LUCIDO



20x20 cm
0145010 BIANCO MATT



20x20 cm
0145015 CELESTE LUCIDO



20x20 cm
0145016 CELESTE MATT



20x20 cm
0145005 CREMA LUCIDO



20x20 cm
0145006 CREMA MATT



20x20 cm
0145011 GIALLO LUCIDO



20x20 cm
0145012 GIALLO MATT



20x20 cm
0145007 GRIGIO LUCIDO



20x20 cm
0145008 GRIGIO MATT



20x20 cm
0145013 ZAFFIRO LUCIDO



20x20 cm
0145014 ZAFFIRO MATT



20x20 cm
0145087 TORTORA LUCIDO



20x20 cm
0145094 TORTORA MATT



20x20 cm
0145093 OCRA LUCIDO



20x20 cm
0145100 OCRA MATT



20x20 cm
0145049 NERO LUCIDO



20x20 cm
0145050 NERO MATT



20x20 cm
0145089 TURCHESE LUCIDO



20x20 cm
0145096 TURCHESE MATT



20x20 cm
0145003 ARANCIO LUCIDO



20x20 cm
0145004 ARANCIO MATT



20x20 cm
0145001 PISTACCHIO LUCIDO



20x20 cm
0145002 PISTACCHIO MATT



20x20 cm
0145043 ROSSO LUCIDO



20x20 cm
0145044 ROSSO MATT

CONSIGLI DI POSA

Per la posa in luoghi umidi come docce, vasche, piscine e saune, si consiglia l'utilizzo di uno stucco epossidico per evitare sporature e la formazione di muffe e funghi tra le fughe. Rimuovere eventuali macchie ed aloni post posa con Fila CR10. / When laying in wet places, such as showers, bathtubs, swimming pools and saunas, it is advisable to use an epoxy grout to prevent soiling and the formation of mould and fungus between the grout lines. Remove any stains and marks after laying using Fila CR10. / Pour une pose dans des lieux humides comme les douches, les baignoires, les piscines et les saunas, il est conseillé d'utiliser un mortier époxy pour éviter les salissures et la formation de moisissures et de champignons entre les joints. Éliminer les taches et les traces de pose avec Fila CR10. / Für die Verlegung in Feuchträumen wie Duschen, Wannen, Schwimmbädern und Saunen empfehlen wir die Verwendung eines Epoxid-Fugenmörtels, um Schmutz sowie die Bildung von Schimmel und Pilzen zwischen den Fugen zu vermeiden. Eventuelle Flecken und Ränder nach dem Verlegen mit Fila CR10 entfernen.

	SCATOLE / BOXES / BOITES / KARTONS			PALETTE / PALLETS / PALETTES / PALETTEN			
	pz.	m ^q	kg	box	m ^q	kg	± mm
10x30	34	1,02	15,51	87	88,84	1349,37	8,5
20x20	25	1	12	96	96	1152	7