

ESSENTIAL WALL

RIVESTIMENTO 20x20 - 15x15 - 10x30 - 10x20 - 7,5x15

PHORMAE




BIANCO LUCIDO 10x20 | NERO LUCIDO 10x20


PHORMAE

RIVESTIMENTO - UNI EN 14411 - Annex L - BIII

☞ ○ ✂ 8,5 mm (10x30) ✂ 7,5 mm (7,5x15) ✂ 7 mm (20x20 - 10x20) ✂ 6 mm (15x15)



10x30 cm - diamantato
0014082 BIANCO LUCIDO



10x20 cm - diamantato
0014007 BIANCO LUCIDO



7,5x15 cm - diamantato
0014087 BIANCO LUCIDO



20x20 cm - diamantato
0014001 RONDA



15x15 cm - diamantato
0014004 BLANQUETTE




10x30 cm - diamantato
0014084 GRIGIO CHIARO LUCIDO




10x20 cm - diamantato
0014080 GRIGIO CHIARO LUCIDO



7,5x15 cm - diamantato
0014089 GRIGIO CHIARO LUCIDO



10x20 cm - diamantato
0014092 CARRARA LUCIDO



10x20 cm - diamantato
0014102 PULPIS LUCIDO




10x30 cm - diamantato
0014099 BLU LUCIDO




10x20 cm - diamantato
0014096 BLU LUCIDO




7,5x15 cm - diamantato
0014093 BLU LUCIDO



10x30 cm - diamantato
0014085 BEIGE LUCIDO



10x20 cm - diamantato
0014010 BEIGE LUCIDO



7,5x15 cm - diamantato
0014090 BEIGE LUCIDO



10x30 cm - diamantato
0014101 TORTORA LUCIDO



10x20 cm - diamantato
0014098 TORTORA LUCIDO



7,5x15 cm - diamantato
0014095 TORTORA LUCIDO



10x30 cm - diamantato
0014100 PORPORA LUCIDO



10x20 cm - diamantato
0014097 PORPORA LUCIDO



7,5x15 cm - diamantato
0014094 PORPORA LUCIDO



10x30 cm - diamantato
0014086 ROSSO LUCIDO



10x20 cm - diamantato
0014081 ROSSO LUCIDO



7,5x15 cm - diamantato
0014091 ROSSO LUCIDO



10x30 cm - diamantato
0014083 NERO LUCIDO



10x20 cm - diamantato
0014009 NERO LUCIDO



7,5x15 cm - diamantato
0014088 NERO LUCIDO

CONSIGLI DI POSA

Per la posa in luoghi umidi come docce, vasche, piscine e saune, si consiglia l'utilizzo di uno stucco epossidico per evitare sporature e la formazione di muffe e funghi tra le fughe. Rimuovere eventuali macchie ed aloni post posa con Fila CR10. / When laying in wet places, such as showers, bathtubs, swimming pools and saunas, it is advisable to use an epoxy grout to prevent soiling and the formation of mould and fungus between the grout lines. Remove any stains and marks after laying using Fila CR10. / Pour une pose dans des lieux humides comme les douches, les baignoires, les piscines et les saunas, il est conseillé d'utiliser un mortier époxy pour éviter les salissures et la formation de moisissures et de champignons entre les joints. Éliminer les taches et les traces de pose avec Fila CR10. / Für die Verlegung in Feuchträumen wie Duschen, Wannen, Schwimmbädern und Saunen empfehlen wir die Verwendung eines Epoxid-Fugenmörtels, um Schmutz sowie die Bildung von Schimmel und Pilzen zwischen den Fugen zu vermeiden. Eventuelle Flecken und Ränder nach dem Verlegen mit Fila CR10 entfernen.

	SCATOLE / BOXES / BOITES / KARTONS			PALETTE / PALLETS / PALETTES / PALETTEN			
	pz.	mq	kg	box	mq	kg	± mm
10x30	34	1,02	15,51	87	88,84	1349,37	8,5
20x20	25	1	16,25	96	96	1560	7
10x20	50	1	12,1	96	96	1161,6	7
15x15	44	1	10,5	103	103	1081,5	6
7,5x15	60	0,68	9,41	125	85,23	1176,25	7,5