


LOUNGE DECOR



NovaBell



LOUNGE DECOR




Lounge Decor è una superficie ceramica davvero unica. L'innovativo progetto è formato da pattern decorativi che tratteggiano lo spazio attraverso cambi cromatici che non mutano la loro forma. Lounge Decor è pensata per i grandi spazi ma è perfetta anche per l'home decor.

Lounge Decor is a truly unique ceramic surface. Its innovative design comprises decorative patterns that define space through changes in colour that still retain the same form. Lounge Decor is conceived for large spaces, but is equally perfect for home decoration.

Lounge Decor est une surface céramique innovante véritablement unique: les changements chromatiques de ses motifs décoratifs dessinent l'espace sans que leur forme soit altérée pour autant. Pensée pour les grands espaces, Lounge Decor est tout aussi parfaite pour la décoration intérieure.

Lounge Decor ist eine wahrhaft einzigartige Keramikoberfläche. Das innovative Design ist durch dekorative Muster geprägt, die ohne Formveränderung den Raum durch Farbwechsel umreißen. Lounge Decor wurde für große Räumlichkeiten entwickelt, eignet sich aber auch perfekt zur Wohnungseinrichtung.

FORMATI / SIZES



60x120 / 23^{5/8}x47^{1/4}



80x80 / 31^{1/2}x31^{1/2}



I 5 pattern decorativi possiedono dimensioni versatili che accentuano l'elegante palette e l'effetto d'insieme. Le geometrie di Lounge Decor proiettano tappeti ceramici che giocano con le proporzioni, con il colore e le simmetrie.

The 5 decorative patterns have versatile dimensions that accentuate the elegant colour assortment and the overall effect. The geometrical forms of Lounge Decor create ceramic carpets, with skilful use of proportions, colours and symmetries.

Les dimensions polyvalentes des 5 motifs décoratifs accentuent l'élégance de la palette et l'effet d'ensemble. Les figures géométriques de Lounge Decor créent des tapis céramiques qui jouent avec les proportions, la couleur et les symétries.

Die 5 dekorativen Muster haben vielseitig einsetzbare Abmessungen, die die elegante Farbpalette und die Gesamtwirkung hervorheben. Die Geometrien von Lounge Decor projizieren mit den Proportionen, Farben und Symmetrien spielende Keramikteppiche.

DECOR 10 + DECOR 30

DECOR 10 e 30 sono progettati seguendo una logica modulare. DECOR 10 in particolare, esprime un nuovo concetto di rappresentazione del mosaico in chiave grafica; l'unione dei due mondi contraddistingue superfici che giocano con i formati attraverso due elementi chiave: le rispettive modularità e la miscela delle tre nuance Pearl, Steel, Shadow.

DECOR 10 and 30 are designed with a modular approach. DECOR 10, in particular, introduces a new concept in the representation of mosaic using a graphic design idiom, and these two worlds combine on surfaces that play with sizes with the aid of two key factors: their respective modular construction and the mixing of the three shades, Pearl, Steel and Shadow.

La conception de DECOR 10 et 30 s'inscrit dans une logique modulaire. DECOR 10, en particulier, exprime un nouveau concept de représentation graphique de la mosaïque. L'union de ces deux mondes singularise des surfaces qui jouent avec les formats à travers deux éléments clés : la modularité et le mélange des trois nuances, Pearl, Steel et Shadow.

DECOR 10 und 30 wurden nach einem modularen Prinzip entworfen. DECOR 10 stellt insbesondere ein neues Konzept der grafischen Darstellung des Mosaiks dar. Die Verbindung der beiden Welten prägt die mit den Formaten anhand von zwei Schlüsselementen spielenden Oberflächen: der jeweiligen Modularität sowie der Mischung der drei Farbtöne Pearl, Steel, Shadow.



DECOR 30
SHADOW



DECOR 10
SHADOW



DECOR 30 SHADOW + DECOR 10 SHADOW



DECOR 10 SHADOW 60x120
DECOR 30 SHADOW 60x120
LOUNGE SHADOW 60x120

DECOR 10
DECOR 30

DECOR 10



DECOR 30



PEARL



STEEL



SHADOW



60x120 / 23⁵/₈x47¹/₄




DECOR 30 PEARL


DECOR 10 STEEL



DECOR 30 SHADOW



DECOR 10 PEARL



DECOR 30 PEARL 60x120
DECOR SQUARE WOOD PEARL 80x80



DECOR 10 PEARL 60x120
DECOR SQUARE SHADOW 80x80
LOUNGE SHADOW 80x80

DECOR SQUARE

DECOR SQUARE omaggia preziose pavimentazioni veneziane formate da tessere musive. La nuova rappresentazione ceramica restituisce un forte valore grafico e materico e una vivace stonalizzazione che rende l'insieme davvero unico.

DECOR SQUARE celebrates exquisite Venetian floors made up of mosaic dot tiles. This new ceramic representation has strong graphic and tactile values and a vibrant shade variation for a genuinely unique overall effect.

DECOR SQUARE rend hommage aux précieux sols vénitiens faits de tesselles de mosaïque. Cette nouvelle représentation céramique crée une grande richesse de graphismes et d'effets de matière ainsi qu'une variation de couleurs prononcée qui confère à l'ensemble toute son unicité.


DECOR SQUARE ist eine Hommage an die kostbaren, aus Mosaiksteinen bestehenden venezianischen Fußböden. Die neue keramische Gestaltung erzeugt einen hohen grafischen und materiellen Wert sowie eine die Kreation wahrhaft einzigartig gestaltende lebhaft Schattierung.



PEARL



STEEL



SHADOW



80x80 / 31"1/2"x31"1/2"



DECOR SQUARE SHADOW

DECOR SQUARE PEARL

DECOR SQUARE SHADOW

DECOR SQUARE STEEL



DECOR SQUARE STEEL 80x80


DECOR SQUARE WOOD

DECOR SQUARE WOOD unisce in un'unica superficie gli effetti pietra e legno. Questa duplice personalità conduce alla creazione di spazi eleganti ed informali al tempo stesso; ambienti lussuosi che non trascurano un gusto contemporaneo e deciso.


DECOR SQUARE WOOD combines the stone and wood looks in a single surface. This dual personality is ideal for creating elegant yet informal interiors: luxurious locations in distinctive, contemporary taste.

DECOR SQUARE WOOD conjugue dans une seule et même surface les effets pierre et bois : cette double personnalité donne lieu à la création d'espaces à la fois élégants et informels, de cadres luxueux qui mettent en avant un style contemporain et affirmé.

DECOR SQUARE WOOD vereint die Stein- und Holzoptik in einer einzigen Oberfläche miteinander. Dieser Doppelcharakter führt zur Schaffung von zugleich eleganten und informellen Räumlichkeiten sowie von luxuriösen Ambienten mit einer zeitgenössischen und bestimmten Note.




PEARL




STEEL



80x80 / 31"1/2"x31"1/2"



DECOR SQUARE WOOD PEARL 80x80





DECOR 10 SHADOW 60x120
DECOR SQUARE WOOD STEEL 80x80

DECOR LINE

Le storiche e suggestive pavimentazioni in pietra bicolore hanno ispirato la superficie DECOR LINE che, attraverso un gioco decorativo dalla forte componente grafica, permette la creazione di ambienti ricercati e contemporanei.


Beautiful historic two-colour stone floorings are the inspiration for the DECOR LINE surface, which adopts decoration with a strong graphic component for sophisticated, contemporary interior design schemes.

La surface DECOR LINE s'est inspirée des somptueux sols historiques en pierre bicolore: à travers un jeu décoratif à forte composante graphique, elle permet de créer des espaces raffinés et contemporains.

Die historischen und faszinierenden zweifarbigen Steinböden haben die Oberfläche DECOR LINE inspiriert, die anhand eines dekorativen Spiels mit einer äußerst grafischen Komponente die Kreation von erlesenen und zeitgenössischen Ambienten ermöglicht.



PEARL/STEEL



PEARL/SHADOW



80x80 / 31"1/4"x31"1/4"



DECOR LINE PEARL/SHADOW 80x80




DECOR LINE PEARL/SHADOW 80x80







ITEMS



LOUNGE DECOR

60x120 / 23^{5/8}x47^{1/4}

RECTIFIED

THICKNESS 9,5 mm

DECOR • 10



LNG D10
Decor 10 Pearl 02
1100



LNG D20
Decor 10 Steel 02
1100



LNG D90
Decor 10 Shadow 02
1100

DECOR • 30



LNG D13
Decor 30 Pearl 02
1100



LNG D23
Decor 30 Steel 02
1100



LNG D93
Decor 30 Shadow 02
1100

LOUNGE

60x120 / 23^{5/8}x47^{1/4}



LNG 12RT
Pearl Rettificato 02
1075



LNG 22RT
Steel Rettificato 02
1075



LNG 92RT
Shadow Rett. 02
1075

LOUNGE DECOR

80x80 / 31^{1/2}x31^{1/2}

RECTIFIED

THICKNESS 9,5 mm


DECOR • SQUARE



LNG D18
Decor Square Pearl 02
1100




LNG D28
Decor Square Steel 02
1100



LNG D98
Decor Square Shadow 02
1100

DECOR • SQUARE WOOD



LNG D15
Decor Square Wood Pearl 02
1100




LNG D25
Decor Square Wood Steel 02
1100

DECOR • LINE




LNG D29
Decor Line Pearl/Steel 02
1100



LNG D99
Decor Line Pearl/Shadow 02
1100

LOUNGE

80x80 / 31^{1/2}x31^{1/2}



LNG 18RT
Pearl Rettificato 02
1080




LNG 28RT
Steel Rettificato 02
1080



LNG 98RT
Shadow Rettificato 02
1080

LOUNGE DECOR TECHNICAL

TECHNICAL		DIN 51130	DIN 51097	BCR	ANSI DCOF	DEEP ABRASION RESISTANCE	MOHS	BS 7976	RECOMMENDED USE	RESISTANCE TO STAINING	ANSI A 137.1
N	NATURAL	R10	A+B	DRY > 0.40 WET > 0.40	WET ≥ 0.42	< 175 mm ³	≥ 5	> 36	4	5	

IMBALLI e PESI Packaging and weights / Verpackungen und Gewichte / Emballages et poids

SIZES	PZ	BOX		PALLET		THICKNESS	
		m ²	kg	m ²	kg		
80x80	2	1,280	27,9 - Max weight	40	51,200	1116	9,5
60x120	2	1,440	29,8 - Max weight	32	46,080	954	9,5

LEED® CERTIFICATION COMPLIANT

LOUNGE DECOR E' UN PRODOTTO CON PARTICOLARI CARATTERISTICHE DI ECOSOSTENIBILITA', CHE CONTRIBUISCE ALL'OTTENIMENTO DEI CREDITI PER LA CERTIFICAZIONE LEED (LEADERSHIP IN ENERGY AND ENVIROMENTAL DESIGN).

LOUNGE DECOR IS A PRODUCT WITH PARTICULAR ENVIRONMENTAL SUSTAINABILITY CHARACTERISTICS, THAT HELPS IN OBTAINING POINTS FOR LEED (LEADERSHIP IN ENERGY AND ENVIRONMENTAL DESIGN) CERTIFICATION.

LOUNGE DECOR IST EIN AUSGESPROCHEN UMWELTFREUNDLICHES PRODUKT, DAS ZUM ERREICHEN DER PUNKTE FÜR DIE ZERTIFIZIERUNG NACH LEED (LEADERSHIP IN ENERGY AND ENVIROMENTAL DESIGN) BEITRÄGT.

LA SERIE LOUNGE DECOR PRESENTE DE CARACTERISTIQUES SPECIFIQUES DE DEVELOPPEMENT DURABLE; ELLE CONTRIBUS A OBTENIR DE CREDITS POUR LA CERTIFICATION LEED (LEADERSHIP IN ENERGY AND ENVIROMENTAL DESIGN).



DATI TECNICI Technical features / Technische eigenschaften / Caracteristiques techniques

The International reference standards: ISO - ASTM


Characteristics and Test methods	Requirements EN 14411 ⁽¹⁾ - G / ISO 13006 ⁽²⁾ - G	Our general values
Determination of water absorption - (ISO 10545-3)	Average value E _s ≤ 0.5 % / Individual maximum 0.6%	≤ 0,06 %
Classification	Definition § 3.2 and § 3.7	Average value and individual maximum B ₁ – Porcelain tiles
Physical properties		
Modulus of rupture - (ISO 10545-4)	Average ≥ 35 N/mm ²	≥ 35 N/mm ²
Breaking strength - (ISO 10545-4)	Average ≥ 1300 N for thickness ≥ 7.5 mm Average ≥ 700 N for thickness < 7.5 mm	Complies
Resistance to deep abrasion - (ISO 10545-6)	Max volume abraded ≤ 175 mm ³	< 175 mm ³
Resistance to surface abrasion - (ISO 10545-7)	Abrasion class and cycles passed	Class 0 - 5
Recommended use	Novabell criterion	Class 4 (see Annex N - ISO 13006 / EN 14411)
Coefficient of linear thermal expansion - (ISO 10545-8)	Declared value ⁽¹⁾ / Test method available ⁽²⁾	< 7.1 x 10 ⁻⁶ °C ⁻¹
Thermal shock resistance - (ISO 10545-9)	Pass according to EN ISO 10545-1 ⁽¹⁾ / Test method available ⁽²⁾	Complies
Crazing resistance - (ISO 10545-11)	Pass according to EN ISO 10545-1 ⁽¹⁾ / Required ⁽²⁾	Complies
Frost resistance - (ISO 10545-12)	Pass according to EN ISO 10545-1 ⁽¹⁾ / Required ⁽²⁾	Complies
Moisture expansion - (ISO 10545-10)	Declared value ⁽¹⁾ / Test method available ⁽²⁾	≤ 0.2 mm/m
Small colour differences - (ISO 10545-16)	ΔE _{uv} < 0.75 ⁽¹⁾	If agreed
Impact resistance - (ISO 10545-5)	Declared value ⁽¹⁾ / Test method available ⁽²⁾	COR > 0.75
Reaction to fire	Class A1 or A1 _F ⁽¹⁾	A1 / A1 _F (Classified Without Testing (CWT) – 96/603 EC)
Mohs hardness scale - (ex EN 101 / BS 6431-13)	--	≥ 5
Chemical properties		
Chemical resistance - (GL) (ISO 10545-13):	Declared value ⁽¹⁾ / Manufacturer is to state classification ⁽²⁾	Resistant (see "Maintenance and care" section)
• Resistance to low and high concentrations of acids and alkalis	Minimum class B	A
• Resistance to household chemicals and swimming pool salts	Minimum class 3	(see "Maintenance and care" section)
Resistance to staining - (ISO 10545-14)	Declared value ⁽¹⁾ / Test method available ⁽²⁾	Pb < 0.1 / Cd < 0.01 mg/dm ²
Release of dangerous substances - (ISO 10545-15)	Declared value ⁽¹⁾ / Test method available ⁽²⁾	Dimensions and surface quality
Dimensions - (ISO 10545-2)	See ANNEX G	
Surface quality - (ISO 10545-2 § 7)	A minimum of 95% of the tiles shall be free from visible defects that would impair the appearance of a major area tiles	
Determination of anti-slip properties – Workrooms and fields of activities with raised slip danger, walking method - Ramp test (DIN 51130) – Germany	BGR / ASR	From R9 to R13
Determination of anti-slip properties. Wet-loaded barefoot areas – Walking method – Ramp test (DIN 51097) - Germany	GUV-I 8527	A-B-C
Dynamic Coefficient Friction wet and dry condition (BCR – ex BCRA) Italy	DM n. 236 / 1989	μ > 0.40

(1) Requirements according to EN 14411 (2) Requirements according to ISO 13006

The International reference standards: ANSI - ASTM


Characteristics and Test methods	Requirements ANSI A 137.1	Our general values
Determination of water absorption - (ASTM C 373)	Average value E _s ≤ 0.5 %	Average value ≤ 0,06%
Classification	Definition § 3.0	Porcelain tiles
Physical properties		
Breaking strength - (ASTM C 648)	Average ≥ 250 lbf (1.11 kN) Individual ≥ 225 lbf (1.00 kN)	Complies
Visible abrasion - (ASTM C 1027)	As reported	Class 0 - 5
Recommended use	Novabell criterion (see Annex N - ISO 13006 / EN 14411)	Class 4
Thermal shock resistance - (ASTM C 428)	Pass	Complies
Crazing resistance - (ASTM C 424)	Pass	Complies
Resistance to freeze/thaw cycling - (ASTM C 1026)	As reported	Resistant
Bond strength - (ASTM C 482)	≥ 50 psi (0.34 MPa)	> 1 MPa
Color Uniformity - (ASTM C 609 and ANSI A 137.1 Section 9.3) ⁽²⁾	V0 – 3 Judgs	See the specific section
Mohs hardness scale - (ex EN 101 / BS 6431-13)	--	≥ 5
Chemical properties		
Chemical resistance - (ASTM C 650)	As reported	Resistant
Stain resistance - (ASTM C 1378)	As reported	Resistant
Dimensions - Calibrated tiles		
Dimensions - (ASTM C 499) - (ASTM C 485) - (ASTM C 502)	See ANSI A 137.1 - Tab.10	Complies
Dimensions - Rectified tiles		
Dimensions - (ASTM C 499) - (ASTM C 485) - (ASTM C 502)	See ANSI A 137.1 - Tab.10	Complies
Slipperiness		
DCOF Resistance (ANSI A 137.1 Section 9.6)	≥ 0.42 ⁽¹⁾	DCOF ≥ 0.42

(1) For level interior spaces expected to be walked upon when wet (2) For V0 tiles only

 La tabella in italiano con i dati tecnici è scaricabile su www.novabell.it

 Si vous le souhaitez, téléchargez le tableau contenant les données techniques en français en allant sur www.novabell.it


 The English language technical specification for each collection can be downloaded from www.novabell.it


 Die Tabelle in deutscher Sprache kann auf www.novabell.it heruntergeladen werden.




LOUNGE DECOR NATURALE

 Utilizzare il QR CODE per scaricare le schede tecniche

 Use the QR CODE to download data sheets

 Veuillez utiliser le QR CODE pour télécharger les fiches techniques

 QR CODE benutzen um die technische datenblätter runter zu laden

NovaBell

NOVABELL SpA CERAMICHE ITALIANE
via Molino, 1 - 42014 Roteglia (RE), Italia
T +39 0536 86 11 11 - F +39 0536 85 12 05
info@novabell.it - export@novabell.it
www.novabell.it



CAT-LNGD



8 025414 57825 8

NovaBell

www.novabell.it