



# T

**THERMAE**  
Ancient Glamour




**NovaBell**

# T

NovaBell's Thermae collection celebrates the ancient charm of travertine, the unique, exquisite stone that still animates surfaces today with its warm embrace.

Thermae di NovaBell celebra l'ancestrale fascino del travertino, la pietra unica e preziosa che ancora oggi, anima le superfici con il proprio caldo abbraccio.

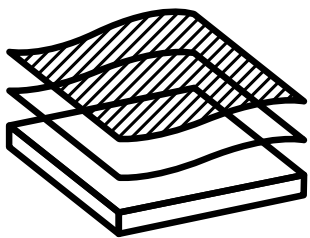


**3D DIGITAL  
APPLICATION  
TECHNOLOGY**

Thermae de NovaBell célèbre la séduction ancestrale du travertin, pierre unique et précieuse qui, aujourd'hui encore, fait vibrer les surfaces de sa douce chaleur.

Thermae von NovaBell zelebriert den urtümlichen Charme von Travertin, einem einzigartigen, hochwertigen Naturstein, der auch heute noch eine warme Ausstrahlung auf Oberflächen zaubert.





## 3D DIGITAL APPLICATION TECHNOLOGY

L'extraordinaire procédé de production 3D Digital Application Technology reproduit sur le grès cérame d'incroyables effets visuels et tactiles. Réalisés par technique numérique, les étonnants reliefs suppriment les limites de variabilité et se synchronisent parfaitement avec l'application des couleurs.

Der innovative Herstellungsprozess 3D Digital Application Technology ist in der Lage, erstaunliche visuelle und haptische Eindrücke auf Feinsteinzeug zu übertragen. Die lebendigen Reliefs, die digital erstellt werden, bieten eine grenzenlose Variabilität und sind perfekt mit der farblichen Applikation synchronisiert.

The innovative 3D Digital Application Technology manufacturing process transfers incredible visual and tactile effects on the porcelain stoneware. Vibrant digitally produced reliefs now come in limitless variants and are perfectly coordinated with the applied colours.

L'innovativo processo produttivo *3D Digital Application Technology* trasferisce sul gres porcellanato incredibili traguardi visivi e tattili. I vibranti rilievi realizzati digitalmente non pongono più limiti di variabilità e sono perfettamente sincronizzati con l'applicazione cromatica.




## PERFECT FUSION OF COLOUR AND 3D STRUCTURE.

NovaBell's 3D technological process involves an initial digital application of glues and grits on the planar surface followed by a second, coordinated application of coloured glazes.

**The end result is a perfect fusion of three-dimensional surface and colour, resulting in unparalleled realism.**

Il processo tecnologico 3D di NovaBell prevede una prima stesura digitale di colle e graniglie sulla superficie planare seguita da un secondo passaggio sincronizzato di smalti colorati.

**Il risultato finale è quello di una perfetta fusione tra superficie tridimensionale e colore, che da' vita ad un realismo ineguagliabile.**




La technologie 3D de NovaBell prévoit en premier l'application numérique de colles et granulats sur la surface plate, puis l'application synchronisée d'émaux colorés.

**Le résultat final est une fusion parfaite entre surface tridimensionnelle et couleur pour donner corps à un réalisme hors pair.**

Der technologische 3D-Prozess von NovaBell sieht einen ersten digitalen Auftrag von Kleber und Kies auf der ebenen Oberfläche und dann ein zweites synchronisiertes Finish mit farbigen Glasuren vor.

**Das Endergebnis ist eine perfekte Verschmelzung zwischen der dreidimensionalen Oberfläche und der Farbe, welche einen unvergleichlich realistischen Eindruck entstehen lässt.**




## 3D DIGITAL APPLICATION TECHNOLOGY

# BETTER NATURE.



**3D DAT technology makes it possible to evoke every detail of natural stone and to transfer it to the entire ceramic surface.** The colour shades and gradations follow the three-dimensional structure, which emphasises the changing shadows and light on the material. NovaBell's unrivalled technology has optimized the original materials' mimetic qualities, reproducing, with a hyperrealistic effect, harmonious morphological and chromatic details found in nature.

**La tecnologia 3D DAT permette di rievocare ogni minimo dettaglio della pietra naturale e di trasferirlo in tutte le parti della superficie ceramica.** Le tonalità e le gradazioni di colore seguono l'andamento tridimensionale che enfatizza ombre e luci della materia in movimento. L'insuperabile tecnologica NovaBell ha ottimizzato la capacità mimetica dei materiali originali, riproducendo con iperrealismo gli armoniosi dettagli morfologici e cromatici presenti in natura.



**La technologie 3D DAT permet de reproduire le moindre petit détail de la pierre naturelle pour le transférer tel quel sur la céramique.** Les tonalités et les nuances de couleur suivent l'évolution tridimensionnelle qui met en valeur les ombres et les lumières de la matière en mouvement. La technologie imbattable de NovaBell permet d'imiter encore mieux les matières d'origine, en reproduisant avec un très grand réalisme les harmonieux détails morphologiques et chromatiques de la nature.

**Mit der 3D DAT Technologie können selbst kleinste Details des Natursteins nachempfunden und auf sämtliche Teile der Keramikoberfläche übertragen werden.** Die Farbtöne und -abstufungen folgen der dreidimensionalen Struktur, die Schatten und Licht der in Bewegung befindlichen Materie intensiv zur Geltung kommen lässt. Der unübertreffliche technologische Prozess von NovaBell optimiert die Tarnfähigkeit der Originalmaterialien und gibt die in der Natur vorkommenden harmonischen morphologischen und farblichen Details auf hyperrealistische Weise wieder.

spazzolato  
surface

◆  
bright  
surface

## BRUSHED, THE INTIMATE AND PRECIOUS FINISH.

Spazzolato is a bright, beautiful surface that enhances natural imperfections. Every chromatic and tactile detail is designed to achieve a realistic rendering of the irregularities associated with elegance.

Lumineuse et splendide, la finition Spazzolato met en valeur les imperfections naturelles. Le moindre détail, au niveau aussi bien de la couleur que de la matière, est peaufiné pour concilier élégance et réalisme des irrégularités.

Spazzolato è la superficie luminosa e bellissima che esalta le naturali imperfezioni. Ogni minimo dettaglio, cromatico e materico, è studiato per ottenere il realismo delle irregolarità associato all'eleganza.

Die Oberfläche Spazzolato besticht durch ihre helle, ästhetische Optik, die die natürlichen Unregelmäßigkeiten sprechend zur Geltung kommen lässt. Jedes kleinste farbliche und optische Detail wurde ausgefeilt, um die realistische Wirkung der Unregelmäßigkeiten mit natürlicher Eleganz zu verbinden.

# TECHNOLOGIES, DIMENSIONS AND SURFACE FINISHES TO CREATE CONTEMPORARY SPACES.

**3+1**  
surface

- Naturale
- Spazzolato
- Antislip
- OutWalk 20

**IN**

**9.5**  
MM

**100x100**  
39<sup>15/16</sup>x39<sup>5/8</sup>

Naturale  
Spazzolato

**60x120**  
23<sup>5/8</sup>x47<sup>11/16</sup>

Naturale  
Spazzolato

**60x90**  
23<sup>5/8</sup>x35<sup>7/16</sup>

Naturale

**60x60**  
23<sup>5/8</sup>x23<sup>5/8</sup>

Naturale  
Spazzolato

**10x30**  
3<sup>11/16</sup>x11<sup>13/16</sup>

Naturale

**30x60**  
11<sup>13/16</sup>x23<sup>5/8</sup>

Naturale

+ Struttura  
Mesh

+ Antislip

+ Struttura  
Mesh




**Mosaico**  
**30x30**  
11<sup>13/16</sup>x11<sup>13/16</sup>

Naturale



**Trama**  
**30x30**  
11<sup>13/16</sup>x11<sup>13/16</sup>

Naturale



**Textile**  
**30x30**  
11<sup>13/16</sup>x11<sup>13/16</sup>

Naturale



**Lisca**  
**28x28**  
11<sup>13/16</sup>x11<sup>13/16</sup>

Naturale



**Esagona**  
**30x31,5**  
11<sup>13/16</sup>x12<sup>5/8</sup>

Naturale



**Muretto**  
**30x60**  
11<sup>13/16</sup>x23<sup>5/8</sup>

Naturale / Spazzolato



**100x100x2**  
39<sup>15/16</sup>x39<sup>5/8</sup>x3/4"

20 MM

**60x120x2**  
23<sup>5/8</sup>x47<sup>11/16</sup>x3/4"

20 MM

**60x90x2**  
23<sup>5/8</sup>x35<sup>7/16</sup>x3/4"

20 MM

**60x60**  
23<sup>5/8</sup>x23<sup>5/8</sup>

**60x90**  
23<sup>5/8</sup>x35<sup>7/16</sup>

**30x60**  
11<sup>13/16</sup>x23<sup>5/8</sup>

**NovaBell**  
**OutWalk 20**

**20**  
MM

Multiformato - Modulo 3 Formati

Milk

Grey

Storm

Honey

Caramel

# 5 COLOURS FOR A NATURALLY BEAUTIFUL INTERIOR.

The five colour choices accentuate the very natural tactile effect and make the space warm and sophisticated.

Le cinque scelte cromatiche esaltano l'estrema naturalità materica e trasferiscono allo spazio, calore e raffinatezza.

Les cinq nuances magnifient l'incroyable effet naturel de la matière et apportent chaleur et élégance.

Die fünf Farben betonen das äußerst natürliche Materialbild und verleihen Räume Wärme und erlesene Eleganz.





STORM

WALL: Storm Rettificato 60x90 - 23<sup>5/8</sup>x35<sup>7/16</sup>  
FLOOR IN: Honey Rettificato 60x120 - 23<sup>5/8</sup>x47<sup>1/4</sup>  
FLOOR OUT: Storm 20 MM Rettificato 60x120 - 23<sup>5/8</sup>x47<sup>1/4</sup> / Toro Gradino Storm 30x90 - 11<sup>13/16</sup>x35<sup>7/16</sup> /  
Gradino Elle Storm 30x90x6,5 - 11<sup>13/16</sup>x35<sup>7/16</sup>x2<sup>39/16</sup> / Griglia Storm 20x45 - 7<sup>7/8</sup>x17<sup>11/16</sup> / Griglia Angolo SX/DX Storm 20x45 - 7<sup>7/8</sup>x17<sup>11/16</sup>



Facile da pulire  
Easy to clean  
Facile à nettoyer  
Pflegeleicht



Non si usura  
Does not wear  
Inusable  
Abriebfest



Resiste agli acidi  
Acid-resistant  
Résistant aux acides  
Säurebeständig



Antiscivolo  
Anti-slip  
Antidérapant  
Rutschhemmend



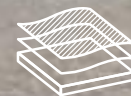
Non si macchia  
Does not stain  
Antitache  
Fleckbeständig





## AUTHENTIC VARIABILITY & AESTHETIC EXCELLENCE.

NovaBell 3D digital technology makes walls and floors strikingly varied. The research centre has designed every single slab, perfecting veins, inclusions, low-reliefs and colours to achieve a very realistic, unique effect.



3D DIGITAL  
APPLICATION  
TECHNOLOGY

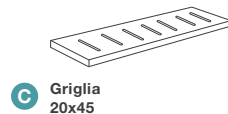
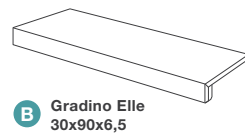
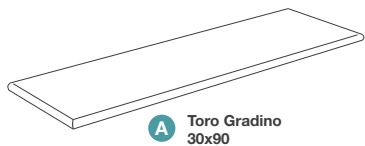

La tecnologia digitale 3D NovaBell trasferisce su pareti e pavimenti una sorprendente variabilità.

Il centro ricerche ha progettato ogni singola lastra perfezionando venature, inclusioni, bassorilievi e cromie, per ottenere grande realismo e unicità.



La technologie numérique 3D NovaBell donne aux sols et murs une variabilité surprenante. Le centre de recherches a créé chaque dalle en perfectionnant ses veines, ses inclusions, ses bas-reliefs et ses colorations de sorte à aboutir à un grand réalisme et à un résultat absolument unique.

Die 3D-Digitaltechnik von NovaBell prägt Wände und Böden durch unglaublich vielfältige Optik. Beim Design der einzelnen Platten wurde durch die Perfektionierung der Äderungen, Einsprengsel, Flachreliefs und Farben eine realistische Optik von ganz besonderer Art erzielt.



## DAILY SAFETY AND BEAUTY.

The constant investment in technology and research offers all industry professionals an **R10 B-certified surface**, perfect for all public and retail spaces requiring a **high product quality level** that boasts **unparalleled performance and a wealth of accessories for impeccable finishes.**

I costanti investimenti rivolti a tecnologia e ricerca, consegnano a tutti i professionisti del settore, **una superficie certificata R10 B**, perfetta per tutti gli spazi pubblici e retail che esigono **un alto livello qualitativo del prodotto con performance impareggiabili e ricchezza di accessori per finiture impeccabili.**



Les investissements continus en recherche et technologie mettent à la disposition de tous les professionnels du secteur une **surface certifiée R10B**, parfaite pour tous les lieux publics et pour le commerce de détail où sont exigées une **très grande qualité, des performances extrêmes et une grande variété d'accessoires pour des finitions impeccables.**

Durch kontinuierliche Investitionen in Technik und Forschung können Planer und Architekten auf eine **zertifizierte Oberfläche R10/B** zurückgreifen, die perfekt für alle öffentlichen Bereiche und Verkaufsflächen ist, wo hohe Qualität, überlegene Leistungsmerkmale und umfangreiches Zubehör für saubere Detaillösungen verlangt werden.



MILK  
CARAMEL

WALL: Struttura Mesh Milk Rettificato 60x120 - 23<sup>ns</sup>8x47<sup>ml</sup>1/4 / Textile Milk 30x30 - 11<sup>ml</sup>13/16x11<sup>ml</sup>13/16 /  
Esagona Milk 30x31,5 - 11<sup>ml</sup>13/16x12<sup>ml</sup>3/8 / Storm Rettificato 60x90 - 23<sup>ns</sup>6x35<sup>ml</sup>7/16  
COUNTER: Storm Rettificato 60x120 - 23<sup>ns</sup>8x47<sup>ml</sup>1/4  
FLOOR IN: Milk Rettificato 60x120 - 23<sup>ns</sup>8x47<sup>ml</sup>1/4  
FLOOR OUT: Caramel 20 MM Rettificato 60x90 - 23<sup>ns</sup>6x35<sup>ml</sup>7/16 / Gradino Elle Caramel 30x90x6,5 - 11<sup>ml</sup>13/16x35<sup>ml</sup>7/16x2<sup>ml</sup>9/16 /  
Griglia Caramel 20x45 - 7<sup>ml</sup>7/16x17<sup>ml</sup>11/16 / Griglia Angolo SX/DX Caramel 20x45 - 7<sup>ml</sup>7/16x17<sup>ml</sup>11/16



IN OUT



Antisip

NovaBell  
OutWalk 20

## NATURE INSIDE & OUTSIDE.

When it comes to Thermae surfaces, there are no boundaries between inside and outside.

NovaBell designs porcelain stoneware for IN&OUT that is aesthetically coordinated and functional to use; **beautiful and practical for the interior, high-performance and accessorised for the exterior.**

Le superfici Thermae non conoscono confini tra dentro e fuori.

NovaBell progetta un gres porcellanato per IN&OUT esteticamente coordinato e funzionale all'uso; **bello e pratico per l'interno, performante e accessorizzato per l'esterno.**

Les surfaces Thermae ne connaissent pas de limite entre intérieur et extérieur.

NovaBell propose un grès cérame pour INTÉRIEUR et EXTÉRIEUR, esthétiquement coordonné et fonctionnel ; beau et pratique à l'intérieur, performant et accessorisé pour l'extérieur.

Die Oberflächen von Thermae eignen sich für optisch nahtlose Übergänge zwischen Innen- und Außenbereich. NovaBell entwickelte ein funktionales Feinsteinzeug, das eine gestalterische Brücke zwischen Innen- und Außenbereich; schön und praktisch innen, funktional und mit einer Vielfalt an Zubehör für außen.



## BEAUTIFUL AND CONVENIENT THREE-DIMENSIONALITY.

The Struttura Mesh modules are three-dimensional decorative surfaces designed for wall and floor use. Available in two sizes, 60x120 cm and 30x60 cm, they are intended to embellish ceramic material without sacrificing everyday practicality.

I moduli Struttura Mesh sono superfici decorative tridimensionali progettate per l'uso a parete e pavimento. Disponibili in due formati, 60x120 e 30x60 cm, nascono per impreziosire la materia ceramica senza rinunciare alla praticità quotidiana.




Les modules Struttura Mesh sont des surfaces décoratives tridimensionnelles qui se posent sur le mur comme sur le sol. Disponibles en deux formats, 60x120 cm et 30x60 cm, ils veulent embellir la matière céramique sans renoncer à l'utilité pratique quotidienne.

Die Module Struttura Mesh sind dekorative Beläge mit dreidimensionaler Optik für den Einsatz an Wand und Boden. Erhältlich in den zwei Formaten 60x120 cm und 30x60 cm, erhöhen sie die Wertigkeit des keramischen Materials, ohne dass die Funktionalität zu kurz kommt.



MILK



3D DIGITAL  
APPLICATION  
TECHNOLOGY

**The perfect fusion of 3D structure and colour renders vein patterns, colour shades, gradations and an incredible material and tactile quality.**

**La perfetta fusione tra tridimensionalità e colore restituisce venature, sfumature cromatiche, stratificazioni e un'incredibile qualità materica e tattile.**

La fusion parfaite entre tridimensionnalité et couleur reproduit les veines, les nuances de couleur, les stratifications, d'incroyables effets de matières et une excellente qualité tactile.

Die perfekte Verschmelzung zwischen Dreidimensionalität und Farbe ermöglicht die Wiedergabe von Äderungen, farblichen Nuancen, Schichtungen und einer erstaunlich materialechten und haptischen Qualität.



# CARAMEL HONEY



WALL: Honey Rettificato 60x120 - 23<sup>ns</sup>8x47<sup>ms</sup>1/4 / Caramel Rettificato 60x120 - 23<sup>ns</sup>8x47<sup>ms</sup>1/4 / Lisca Honey 30x31,5 - 11<sup>ms</sup>13/16x12<sup>ms</sup>9/8  
FLOOR: Honey Rettificato 60x120 - 23<sup>ns</sup>8x47<sup>ms</sup>1/4 / Caramel Rettificato 60x120 - 23<sup>ns</sup>8x47<sup>ms</sup>1/4 / Honey Spazzolato Rettificato 60x120 - 23<sup>ms</sup>8x47<sup>ms</sup>1/4



The Thermae Brushed finish expresses all the beauty and elegance of time-worn surfaces.

La finitura Spazzolata di Thermae esprime tutta la bellezza e l'eleganza delle superfici consumate dal tempo.



La finition Brossée de Thermae exprime toute la beauté et l'élégance des surfaces vieilles par le temps.

Die gebürstete Oberfläche von Thermae ist ein perfekter Ausdruck der gesamten Schönheit und Eleganz von altersbedingt abgenutzten Oberflächen.



HONEY



**HONEY**



WALL: BRICKUP Ocean Travertino Honey 16x40 - 6<sup>ns</sup>16x15<sup>ms</sup>3/4  
 TUB: Honey 20 MM Rettificato 60x120 - 23<sup>ms</sup>8x47<sup>ms</sup>1/4  
 FLOOR: Honey Rettificato 60x120 - 23<sup>ms</sup>8x47<sup>ms</sup>1/4

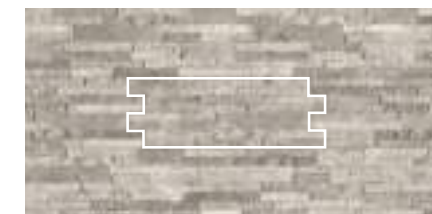


**BRICKUP** is the three-dimensional covering project that combines the look of natural materials with all the convenience of NovaBell porcelain stoneware.

**BRICKUP** è il progetto di rivestimenti tridimensionali che unisce il design delle materie naturali e tutta la praticità del gres porcellanato NovaBell.




BKP 314 Ocean Travertino Honey - 16x40 6<sup>ns</sup>16x15<sup>ms</sup>3/4  1035



BKP 214 Ocean Travertino Storm - 16x40 6<sup>ns</sup>16x15<sup>ms</sup>3/4  1035



BKP 614 Ocean Travertino Mix - 16x40 6<sup>ns</sup>16x15<sup>ms</sup>3/4  1035

**BRICKUP** est le projet de carreaux muraux tridimensionnels conciliant le look des matières naturelles avec l'utilité pratique du grès cérame NovaBell.

**BRICKUP** ist das Konzept für dreidimensionale Wandbeläge, das ein von natürlichen Materialien inspiriertes Design mit der hohen Funktionalität des Feinsteinzeugs von NovaBell vereint.



GREY  
STORM

T  
Hotel & Restaurant

WALL/ COUNTER: Grey Spazzolato Rettificato 100x100 - 39<sup>m3</sup>8x39<sup>m3</sup>8 / Muretto Storm Spazzolato 30x60 - 11<sup>m3</sup>16x23<sup>m3</sup>8  
FLOOR: Grey Spazzolato Rettificato 100x100 - 39<sup>m3</sup>8x39<sup>m3</sup>8



GREY

NovaBell porcelain stoneware is both convenient and beautiful: thanks to its compact structure, it does not trap dirt and is easy to clean.

Il gres porcellanato NovaBell è comodo oltre che bello, grazie alla sua struttura compatta non trattiene lo sporco ed facile da pulire.

Le grès cérame NovaBell est non seulement beau mais aussi pratique, en raison d'une structure compacte qui ne retient pas la saleté et qui est facile à nettoyer.

Das Feinsteinzeug von NovaBell ist nicht nur schön, sondern auch zweckmäßig, da es durch sein kompaktes Gefüge schmutzunempfindlich und reinigungsfreundlich ist.



STORM



Outwalk 20 extra-thick porcelain stoneware combines performance and beauty. The outdoor surface system features a wealth of accessories and functional elements that complete every architectural volume. It is exceptionally resistant, compact and immune to temperature changes.

Il gres porcellanato spessorato Outwalk 20 unisce performance e bellezza. Il sistema di superfici per esterno è ricco di accessori ed elementi funzionali che completano tutti i volumi architettonici ed è eccezionalmente resistente, compatto e insensibile agli sbalzi termici.

Le grès cérame à épaisseur renforcée Outwalk 20 conjugue performance et beauté. Le système de surfaces pour extérieur fait le plein d'accessoires et d'éléments fonctionnels pour compléter tous les volumes architecturaux. Il présente une résistance exceptionnelle, compacité et insensibilité aux chocs thermiques.

Das überstarke Feinsteinzeug Outwalk 20 verbindet Funktionalität mit ansprechender Ästhetik. Das Oberflächensystem für den Außenbereich umfasst eine Vielfalt an Zubehörteilen und funktionalen Lösungen für wertige Gestaltungen. Es ist ausgesprochen robust, kompakt und temperaturwechselbeständig.



STORM



WALL OUT: Storm 20 MM Rettificato 100x100 - 39<sup>73/8</sup>x39<sup>73/8</sup>  
FLOOR OUT: Storm 20 MM Rettificato 100x100 - 39<sup>73/8</sup>x39<sup>73/8</sup>



Esagona 30x30

## MOSAIC

Mosaic modules enliven surfaces with small dots that enhance their delicate variety of colours.

I moduli mosaico animano le superfici con piccole tessere che esaltano la delicata variabilità cromatica.

Les modules de mosaïques animent les surfaces de petites tesselles qui soulignent la délicate variabilité des couleurs.


Die Mosaikmodule beleben die Oberflächen mit kleinen Steinchen, die das dezente Farbenspiel apart zur Geltung bringen.



Lisca 28x28




Muretto Spazzolato 30x60



Mosaico 30x30  
11<sup>11</sup>13<sup>16</sup>x11<sup>11</sup>13<sup>16</sup>



Trama 30x30  
11<sup>11</sup>13<sup>16</sup>x11<sup>11</sup>13<sup>16</sup>




Textile 30x30  
11<sup>11</sup>13<sup>16</sup>x11<sup>11</sup>13<sup>16</sup>



Lisca 28x28  
11<sup>11</sup>x11<sup>11</sup>



Esagona 30x31,5  
11<sup>11</sup>13<sup>16</sup>x12<sup>15,8</sup>



Muretto 30x60 - 11<sup>11</sup>13<sup>16</sup>x23<sup>15,8</sup>  
Naturale / Spazzolato



# CERAMICS: A CHOICE YOU CAN RELY ON.

# ITEMS

VOC FREE



Formaldehyde-free



Asbestos-free



Chlorine-Free



Environment-friendly  
Ecologico  
Umweltfreundlich  
Écologique



Non-allergic  
Antiallergico  
Antiallergen  
Antiallergique



Flame retardant  
Ignifugo  
Feuerhemmend  
Ignifuge



Lovelier, tougher  
Più bello, più forte  
Schöner, robuster  
Plus beau, plus résistant




Does not age  
Non invecchia  
Alterungsbeständig  
Ne vieillit pas



Easy to clean  
Facile da pulire  
Pflegeleicht  
Facile à nettoyer

Not contain does volatile organic compounds  
Non contiene elementi organici volatili  
Enthält keine flüchtigen organischen Elemente  
Ne contient pas de composés organiques volatiles


**cm. 100x100**   **cm. 60x120**   **cm. 60x90**   **cm. 60x60**   **cm. 30x60**   **cm. 10x30**  
 inch. 39"3/8x39"3/8   inch. 23"5/8x47"1/4   inch. 23"5/8x35"7/16   inch. 23"5/8x23"5/8   inch. 11"13/16x23"5/8   inch. 3"15/16x11"13/16

ANSI A 137.1	TECHNICAL	DIN 51130	DIN 51097	BCR	ANSI DCOF	Deep Abrasion Resistance	MOHS	BS 7976	Recommended Use	Resistance to Staining
V3	N NATURAL	R10	A+B	DRY > 0.40 WET > 0.40	WET ≥ 0.42	< 175 mm³	≥ 5	> 36	4	5
	S SPAZZOLATO	-	-	DRY > 0.40 WET > 0.40	-	< 175 mm³	-	-	3	3




100x100 - 39"3/8x39"3/8  
**TRM 108R Milk Rettificato**




60x90 - 23"5/8x35"7/16  
**TRM 89RT Milk Rettificato**



30x30 - 11"13/16x11"13/16  
**TRM 885N Mos. 5x5 Milk**



30x30 - 11"13/16x11"13/16  
**TRM 888N Trama Milk/Storm**



30x30 - 11"13/16x11"13/16  
**TRM 884N Textile Milk**



28x28 - 11"x11"  
**TRM 887N Lisca Milk**



30x31,5 - 11"13/16x12"3/8  
**TRM 886N Esagona Milk**



30x60 - 11"13/16x23"5/8  
**TRM 889N Muretto Milk**

			
Battiscopa 7x60	Gradino Elle Rettificato 33x120x4	Angolo DX Rettificato 33x120x4	Angolo SX Rettificato 33x120x4
15   230	01   670	01   676	01   676
TRM B80K	TRM G81K	TRM G82K	TRM G85K

\* **6** SETTIMANE DI CONSEGNA /  
 DELIVERY WEEKS /  
 WOCHEN LIEFERZEIT /  
 SEMAINES DE LIVRAISON



60x120 - 23"5/8x47"1/4  
**TRM 82RT Milk Rettificato**



10x30 - 3"15/16x11"13/16  
**TRM 81RT Milk Rettificato**



60x60 - 23"5/8x23"5/8  
**TRM 80RT Milk Rettificato**



30x60 - 11"13/16x23"5/8  
**TRM 86RT Milk Rettificato**



60x120 - 23"5/8x47"1/4  
**TRM 85RT Struttura Mesh Milk Rettificato**



60x120 - 23"5/8x47"1/4  
**TRM 82SR Milk Spazzolato Rettificato**



100x100 - 39"3/8x39"3/8  
**TRM 108S Milk Spazzolato Rettificato**



30x60 - 11"13/16x23"5/8  
**TRM 83RT Struttura Mesh Milk Rett.**




60x60 - 23"5/8x23"5/8  
**TRM 80SR Milk Spazzolato Rett.**



30x60 - 11"13/16x23"5/8  
**TRM 889S Muretto Milk Spazzolato**

# THERMAE Grey

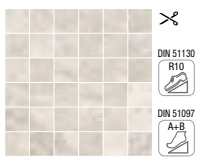

**cm. 100x100**   **cm. 60x120**   **cm. 60x90**   **cm. 60x60**   **cm. 30x60**   **cm. 10x30**  
 inch. 39<sup>3</sup>/<sub>8</sub>x39<sup>3</sup>/<sub>8</sub>   inch. 23<sup>5</sup>/<sub>8</sub>x47<sup>1</sup>/<sub>4</sub>   inch. 23<sup>5</sup>/<sub>8</sub>x35<sup>7</sup>/<sub>16</sub>   inch. 23<sup>5</sup>/<sub>8</sub>x23<sup>5</sup>/<sub>8</sub>   inch. 11<sup>13</sup>/<sub>16</sub>x23<sup>5</sup>/<sub>8</sub>   inch. 3<sup>15</sup>/<sub>16</sub>x11<sup>13</sup>/<sub>16</sub>




100x100 - 39<sup>3</sup>/<sub>8</sub>x39<sup>3</sup>/<sub>8</sub> **02**  
**TRM 101R** Grey Rettificato **1100**




60x90 - 23<sup>5</sup>/<sub>8</sub>x35<sup>7</sup>/<sub>16</sub> **02**  
**TRM 191R** Grey Rettificato **1080**



30x30 - 11<sup>13</sup>/<sub>16</sub>x11<sup>13</sup>/<sub>16</sub> **10**  
**TRM 115N** Mos. 5x5 Grey **3115**



30x30 - 11<sup>13</sup>/<sub>16</sub>x11<sup>13</sup>/<sub>16</sub> **10**  
**TRM 118N** Trama Grey/Storm **3145**



30x30 - 11<sup>13</sup>/<sub>16</sub>x11<sup>13</sup>/<sub>16</sub> **10**  
**TRM 114N** Textile Grey **3120**







28x28 - 11"x11" **10**  
**TRM 117N** Lisca Grey **3135**



30x31,5 - 11<sup>13</sup>/<sub>16</sub>x12<sup>3</sup>/<sub>8</sub> **10**  
**TRM 116N** Esagona Grey **3160**



30x60 - 11<sup>13</sup>/<sub>16</sub>x23<sup>5</sup>/<sub>8</sub> **04**  
**TRM 119N** Muretto Grey **3180**

			
Battiscopa 7x60	Gradino Elle Rettificato 33x120x4	Angolo DX Rettificato 33x120x4	Angolo SX Rettificato 33x120x4
<b>15</b> <b>230</b>	<b>01</b> <b>670</b>	<b>01</b> <b>676</b>	<b>01</b> <b>676</b>
<b>TRM B10K</b>	<b>TRM G11K</b>	<b>TRM G12K</b>	<b>TRM G15K</b>


**6** SETTIMANE DI CONSEGNA /  
 DELIVERY WEEKS /  
 WOCHEN LIEFERZEIT /  
 SEMAINES DE LIVRAISON



60x120 - 23<sup>5</sup>/<sub>8</sub>x47<sup>1</sup>/<sub>4</sub> **02**  
**TRM 12RT** Grey Rettificato **1085**



10x30 - 3<sup>15</sup>/<sub>16</sub>x11<sup>13</sup>/<sub>16</sub> **28**  
**TRM 111RT** Grey Rettificato **1075**



60x60 - 23<sup>5</sup>/<sub>8</sub>x23<sup>5</sup>/<sub>8</sub> **03**  
**TRM 101RT** Grey Rettificato **1065**



30x60 - 11<sup>13</sup>/<sub>16</sub>x23<sup>5</sup>/<sub>8</sub> **07**  
**TRM 16RT** Grey Rettificato **1035**



60x120 - 23<sup>5</sup>/<sub>8</sub>x47<sup>1</sup>/<sub>4</sub> **02**  
**TRM 15RT** Struttura Mesh Grey Rettificato **1095**



30x60 - 11<sup>13</sup>/<sub>16</sub>x23<sup>5</sup>/<sub>8</sub> **06**  
**TRM 83RT** Struttura Mesh Grey Rett. **1045**

## Grey SPAZZOLATO



60x120 - 23<sup>5</sup>/<sub>8</sub>x47<sup>1</sup>/<sub>4</sub> **02**  
**TRM 12SR** Grey Spazzolato Rettificato **1115**





60x60 - 23<sup>5</sup>/<sub>8</sub>x23<sup>5</sup>/<sub>8</sub> **03**  
**TRM 10SR** Grey Spazzolato Rett. **1105**



100x100 - 39<sup>3</sup>/<sub>8</sub>x39<sup>3</sup>/<sub>8</sub> **02**  
**TRM 101S** Grey Spazzolato Rettificato **1125**




30x60 - 11<sup>13</sup>/<sub>16</sub>x23<sup>5</sup>/<sub>8</sub> **04**  
**TRM 119S** Muretto Grey Spazzolato **3140**

ANSI A 137.1	TECHNICAL	DIN 51130	DIN 51097	BCR	ANSI DCOF	Deep Abrasion Resistance	MOHS	BS 7976	Recommended Use	Resistance to Staining
	NATURAL	R10	A+B	DRY > 0.40 WET > 0.40	WET ≥ 0.42	< 175 mm <sup>3</sup>	≥ 5	> 36	4	5
	SPAZZOLATO	-	-	DRY > 0.40 WET > 0.40	-	< 175 mm <sup>3</sup>	-	-	3	3





# THERMAE Storm


**cm. 100x100**  
 inch. 39<sup>3</sup>/<sub>8</sub>x39<sup>3</sup>/<sub>8</sub>

**cm. 60x120**  
 inch. 23<sup>5</sup>/<sub>8</sub>x47<sup>1</sup>/<sub>4</sub>

**cm. 60x90**  
 inch. 23<sup>5</sup>/<sub>8</sub>x35<sup>7</sup>/<sub>16</sub>

**cm. 60x60**  
 inch. 23<sup>5</sup>/<sub>8</sub>x23<sup>5</sup>/<sub>8</sub>

**cm. 30x60**  
 inch. 11<sup>13</sup>/<sub>16</sub>x23<sup>5</sup>/<sub>8</sub>

**cm. 10x30**  
 inch. 3<sup>15</sup>/<sub>16</sub>x11<sup>13</sup>/<sub>16</sub>



100x100 - 39<sup>3</sup>/<sub>8</sub>x39<sup>3</sup>/<sub>8</sub>  
**TRM 102R** Storm Rettificato



60x90 - 23<sup>5</sup>/<sub>8</sub>x35<sup>7</sup>/<sub>16</sub>  
**TRM 29RT** Storm Rettificato

60x90 - 23<sup>5</sup>/<sub>8</sub>x35<sup>7</sup>/<sub>16</sub>  
**TRM 29AS** Storm Antislip Rettificato

02  
1100



10x30 - 3<sup>15</sup>/<sub>16</sub>x11<sup>13</sup>/<sub>16</sub>  
**TRM 21RT** Storm Rettificato

28  
1075



60x120 - 23<sup>5</sup>/<sub>8</sub>x47<sup>1</sup>/<sub>4</sub>  
**TRM 22RT** Storm Rettificato

02  
1085



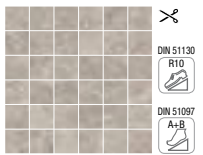
60x60 - 23<sup>5</sup>/<sub>8</sub>x23<sup>5</sup>/<sub>8</sub>  
**TRM 20SR** Storm Spazzolato Rett.

03  
1065




30x60 - 11<sup>13</sup>/<sub>16</sub>x23<sup>5</sup>/<sub>8</sub>  
**TRM 26RT** Storm Rettificato

07  
1035




30x30 - 11<sup>13</sup>/<sub>16</sub>x11<sup>13</sup>/<sub>16</sub>  
**TRM 225N** Mos. 5x5  
Storm

DIN 51130  
R10  
DIN 51097  
A+B




30x30 - 11<sup>13</sup>/<sub>16</sub>x11<sup>13</sup>/<sub>16</sub>  
**TRM 228N** Trama  
Storm/Grey

10  
3145




30x30 - 11<sup>13</sup>/<sub>16</sub>x11<sup>13</sup>/<sub>16</sub>  
**TRM 224N** Textile  
Storm

10  
3120




28x28 - 11"x11"  
**TRM 227N** Lisca Storm

10  
3135



30x31,5 - 11<sup>13</sup>/<sub>16</sub>x12<sup>3</sup>/<sub>8</sub>  
**TRM 226N** Esagona  
Storm

10  
3160



30x60 - 11<sup>13</sup>/<sub>16</sub>x23<sup>5</sup>/<sub>8</sub>  
**TRM 229N** Muretto Storm

04  
3180

			
Battiscopa 7x60	Gradino Elle Rettificato 33x120x4	Angolo DX Rettificato 33x120x4	Angolo SX Rettificato 33x120x4
15   230	01   670	01   676	01   676
TRM B20K	TRM G21K	TRM G22K	TRM G25K

\* 6 SETTIMANE DI CONSEGNA /  
DELIVERY WEEKS /  
WOCHEIN LIEFERZEIT /  
SEMAINES DE LIVRAISON

ANSI A 137.1 V3	TECHNICAL	DIN 51130	DIN 51097	BCR	ANSI DCOF	Deep Abrasion Resistance	MOHS	BS 7976	Recommended Use	Resistance to Staining
N	NATURAL	R10	A+B	DRY > 0.40 WET > 0.40	WET ≥ 0.42	< 175 mm <sup>3</sup>	≥ 5	> 36	4	5
S	SPAZZOLATO	-	-	DRY > 0.40 WET > 0.40	-	< 175 mm <sup>3</sup>	-	-	3	3
AS	ANTISLIP	R11	A+B+C	DRY > 0.40 WET > 0.40	WET ≥ 0.42	< 175 mm <sup>3</sup>	≥ 7	-	5	5

## Storm SPAZZOLATO



60x120 - 23<sup>5</sup>/<sub>8</sub>x47<sup>1</sup>/<sub>4</sub>  
**TRM 225R** Storm Spazzolato Rettificato

02  
1115




60x60 - 23<sup>5</sup>/<sub>8</sub>x23<sup>5</sup>/<sub>8</sub>  
**TRM 20SR** Storm Spazzolato Rett.

03  
1105




100x100 - 39<sup>3</sup>/<sub>8</sub>x39<sup>3</sup>/<sub>8</sub>  
**TRM 102S** Storm Spazzolato Rettificato

02  
1125



30x60 - 11<sup>13</sup>/<sub>16</sub>x23<sup>5</sup>/<sub>8</sub>  
**TRM 229S** Muretto Storm Spazzolato

04  
3140


**cm. 100x100**   **cm. 60x120**   **cm. 60x90**   **cm. 60x60**   **cm. 30x60**   **cm. 10x30**  
 inch. 39"3/8x39"3/8   inch. 23"5/8x47"1/4   inch. 23"5/8x35"7/16   inch. 23"5/8x23"5/8   inch. 11"13/16x23"5/8   inch. 3"15/16x11"13/16




100x100 - 39"3/8x39"3/8  
**TRM 104R** Honey Rettificato



60x90 - 23"5/8x35"7/16  
**TRM 49RT** Honey Rettificato  
60x90 - 23"5/8x35"7/16  
**TRM 49AS** Honey Antislip Rettificato



30x30 - 11"13/16x11"13/16  
**TRM 445N** Mos. 5x5 Honey



30x30 - 11"13/16x11"13/16  
**TRM 448N** Trama Honey/Caramel



60x120 - 23"5/8x47"1/4  
**TRM 42RT** Honey Rettificato



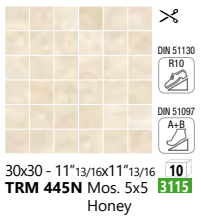
10x30 - 3"15/16x11"13/16  
**TRM 41RT** Honey Rettificato




60x60 - 23"5/8x23"5/8  
**TRM40RT** Honey Rettificato



30x60 - 11"13/16x23"5/8  
**TRM 46RT** Honey Rettificato



30x30 - 11"13/16x11"13/16  
**TRM 444N** Textile Honey







28x28 - 11"x11"  
**TRM 447N** Lisca Honey



30x31,5 - 11"13/16x12"3/8  
**TRM 446N** Esagona Honey



30x60 - 11"13/16x23"5/8  
**TRM 449N** Muretto Honey

			
Battiscopa 7x60	Gradino Elle Rettificato 33x120x4	Angolo DX Rettificato 33x120x4	Angolo SX Rettificato 33x120x4
15   230	01   670	01   676	01   676
TRM B40K	TRM G41K	TRM G42K	TRM G45K

\* **6** SETTIMANE DI CONSEGNA /  
 DELIVERY WEEKS /  
 WOCHEN LIEFERZEIT /  
 SEMAINES DE LIVRAISON

ANSI A 137.1 V3	TECHNICAL	DIN 51130	DIN 51097	BCR	ANSI DCOF	Deep Abrasion Resistance	MOHS	BS 7976	Recommended Use	Resistance to Staining
N	NATURAL	R10	A+B	DRY > 0.40 WET > 0.40	WET ≥ 0.42	< 175 mm <sup>3</sup>	≥ 5	> 36	4	5
S	SPAZZOLATO	-	-	DRY > 0.40 WET > 0.40	-	< 175 mm <sup>3</sup>	-	-	3	3
AS	ANTISLIP	R11	A+B+C	DRY > 0.40 WET > 0.40	WET ≥ 0.42	< 175 mm <sup>3</sup>	≥ 7	-	5	5



60x120 - 23"5/8x47"1/4  
**TRM 45RT** Struttura Mesh Honey Rettificato



30x60 - 11"13/16x23"5/8  
**TRM 43RT** Struttura Mesh Honey Rett.

## Honey SPAZZOLATO




60x120 - 23"5/8x47"1/4  
**TRM 42SR** Honey Spazzolato Rettificato



60x60 - 23"5/8x23"5/8  
**TRM 40SR** Honey Spazzolato Rett.



100x100 - 39"3/8x39"3/8  
**TRM 104S** Honey Spazzolato Rettificato



30x60 - 11"13/16x23"5/8  
**TRM 449S** Muretto Honey Spazzolato

# THERMAE Caramel



cm. 100x100    cm. 60x120    cm. 60x90    cm. 60x60    cm. 30x60    cm. 10x30  
 inch. 39"3/8x39"3/8    inch. 23"5/8x47"1/4    inch. 23"5/8x35"7/16    inch. 23"5/8x23"5/8    inch. 11"13/16x23"5/8    inch. 3"15/16x11"13/16



100x100 - 39"3/8x39"3/8  
**TRM 103R** Caramel Rettificato

02 | 1100



10x30 - 3"15/16x11"13/16  
**TRM 31RT** Caramel Rettificato

28 | 1075



60x120 - 23"5/8x47"1/4  
**TRM 32RT** Caramel Rettificato

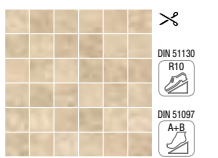
02 | 1085



60x90 - 23"5/8x35"7/16  
**TRM 39RT** Caramel Rettificato


60x90 - 23"5/8x35"7/16  
**TRM 39AS** Caramel Antislip Rettificato

02 | 1080  
 02 | 1085




30x30 - 11"13/16x11"13/16  
**TRM 333N** Mos. 5x5  
 Caramel

10 | 8115




30x30 - 11"13/16x11"13/16  
**TRM 338N** Trama  
 Caramel/Honey

10 | 8145




30x30 - 11"13/16x11"13/16  
**TRM 334N** Textile  
 Caramel

10 | 8120




28x28 - 11"x11"  
**TRM 337N** Lisca  
 Caramel

10 | 8185



30x31,5 - 11"13/16x12"3/8  
**TRM 336N** Esagona  
 Caramel

10 | 8160



30x60 - 11"13/16x23"5/8  
**TRM 339N** Muretto Caramel

04 | 8180

Battiscopa 7x60	Gradino Elle Rettificato 33x120x4	Angolo DX Rettificato 33x120x4	Angolo SX Rettificato 33x120x4
15   230	01   670	01   676	01   676
TRM B30K	TRM G31K	TRM G32K	TRM G35K

\* 6 SETTIMANE DI CONSEGNA /  
 DELIVERY WEEKS /  
 WOCHEN LIEFERZEIT /  
 SEMAINES DE LIVRAISON

ANSI A 137.1 V3	TECHNICAL	DIN 51130	DIN 51097	BCR	ANSI DCOF	Deep Abrasion Resistance	MOHS	BS 7976	Recommended Use	Resistance to Staining
N	NATURAL	R10	A+B	DRY > 0.40 WET > 0.40	WET ≥ 0.42	< 175 mm <sup>3</sup>	≥ 5	> 36	4	5
S	SPAZZOLATO	-	-	DRY > 0.40 WET > 0.40	-	< 175 mm <sup>3</sup>	-	-	3	3
AS	ANTISLIP	R11	A+B+C	DRY > 0.40 WET > 0.40	WET ≥ 0.42	< 175 mm <sup>3</sup>	≥ 7	-	5	5

## Caramel SPAZZOLATO



60x120 - 23"5/8x47"1/4  
**TRM 325R** Caramel Spazzolato Rettificato

02 | 1115




60x60 - 23"5/8x23"5/8  
**TRM 305R** Caramel Spazzolato Rett.

03 | 1105



100x100 - 39"3/8x39"3/8  
**TRM 103S** Caramel Spazzolato Rettificato

02 | 1125



30x60 - 11"13/16x23"5/8  
**TRM 339S** Muretto Caramel Spazzolato

04 | 8140

# THERMAE 20MM



cm. 100x100  
inch. 39<sup>3</sup>/<sub>8</sub>x39<sup>3</sup>/<sub>8</sub>

cm. 60x120  
inch. 23<sup>5</sup>/<sub>8</sub>x47<sup>1</sup>/<sub>4</sub>

cm. 60x90  
inch. 23<sup>5</sup>/<sub>8</sub>x35<sup>7</sup>/<sub>16</sub>



TECHNICAL	DIN 51130	DIN 51097	BCR	ANSI DCOF	Deep Abrasion Resistance	MOHS	Recommended Use	Resistance to Staining	ANSI A 137.1
OUT WALK 20 MM	R11	A+B+C	DRY > 0.40 WET > 0.40	WET ≥ 0.42	< 130 mm <sup>3</sup>	≥ 8	5	5	V3



Honey



Storm




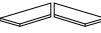

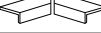

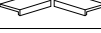

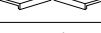



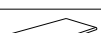












Caramel
















	100x100 39 <sup>3</sup> / <sub>8</sub> x39 <sup>3</sup> / <sub>8</sub>	60x120 23 <sup>5</sup> / <sub>8</sub> x47 <sup>1</sup> / <sub>4</sub>	60x90 23 <sup>5</sup> / <sub>8</sub> x35 <sup>7</sup> / <sub>16</sub>	Modulo 3 Formati
<b>COLOR</b>	01   1140	01   1130	01   1125	1cp   1135
Honey	TRM 124R	TRM 462R	TRM 469R	TRM M433
Caramel	TRM 123R	TRM 362R	TRM 369R	TRM M333
Storm	TRM 122R	TRM 262R	TRM 269R	TRM M233



## ACCESSORIES SPECIAL TRIMS

* PEZZI SPECIALI 20MM FINITURE STANDARD Special coordinated pieces ON DEMAND / Pièces spéciales coordonnées SUR DEMANDE / Zusammenstellbare Formteile AUF ANFRAGE		
CODICE	DESCRIZIONE	FP
TRM M121	 Gradino Monografico 1 33x120	01 680
TRM M122	 Gradino Monografico DX/SX 33x120	01 681
TRM M123	 Gradino Monografico 3 33x120	01 682
TRM A12	 Angolo Monografico SX/DX 33x120	1+1 683
TRM L1217	 Gradino L17 30x120x17	01 681
TRM LA27	 Angolo L17 SX/DX 30x120x17	1+1 682
TRM L1265	 Gradino Elle 30x120x6,5	01 676
TRM LA12	 Angolo Elle SX/DX 30x120x6,5	1+1 678
TRM L1065	 Gradino Elle 30x100x6,5	01 674
TRM LA10	 Angolo Elle SX/DX 30x100x6,5	1+1 676
TRM L9065	 Gradino Elle 30x90x6,5	02 664
TRM LA90	 Angolo Elle SX/DX 30x90x6,5	1+1 676
TRM T120	 Toro Gradino 30x120	01 656
TRM TA12	 Toro Angolo SX/DX 30x120	1+1 665
TRM T102	 Toro Gradino 32x100	01 650
TRM TA10	 Toro Angolo SX/DX 32x100	1+1 664
TRM T900	 Toro Gradino 30x90	02 640
TRM TA90	 Toro Angolo SX/DX 30x90	1+1 662
TRM G260	 Griglia 20x60	02 590
TRM G250	 Griglia 20x50	02 590
TRM G245	 Griglia 20x45	02 590
TRM GA260	 Griglia Angolo SX/DX 20x60	1+1 610
TRM GA250	 Griglia Angolo SX/DX 20x50	1+1 610
TRM GA245	 Griglia Angolo SX/DX 20x45	1+1 610

## SLAB FOR SPEPS

* LASTRE PER GRADINI SLAB FOR STEPS / DALLES POUR MARCHES / STUFENPLATTEN		
CODICE	DESCRIZIONE	FP
TRM 120 MO	 Gradino Monografico 60x120x2	01 678
TRM 90 MO	 Gradino Monografico 60x90x2	01 678
TRM 100 MO	 Gradino Monografico 100x100x2	01 681
TRM 120 MX	 Gradino L17 42x120x17	01 680
TRM 90 MX	 Gradino L17 42x90x17	01 680
TRM 100 MX	 Gradino L17 82x100x17	01 682
TRM 120 EL	 Gradino Elle 60x120x6,5	01 680
TRM 90 EL	 Gradino Elle 60x90x6,5	02 680
TRM 100 EL	 Gradino Elle 100x100x6,5	01 682
TRM 120 TO	 Toro Gradino 60x120x2	01 672
TRM 90 TO	 Toro Gradino 60x90x2	02 672
TRM 100 TO	 Toro Gradino 100x100x2	01 678
<b>COLORI DISPONIBILI / COLOURS AVAILABLES / COULEURS DISPONIBLES / VERFÜGBARE FARBEN</b>		
 HONEY	 CARAMEL	 STORM

\* 6 SETTIMANE DI CONSEGNA / DELIVERY WEEKS /  
WOCHEN LIEFERZEIT / SEMAINES DE LIVRAISON



PG TRMFT



PG TRM MESH



PG TRM 100x100



PG TRM 60x60




PG TRM SPAZZOLATO



PG TRM 100x100



FLD-TRM



## MERCHANDISING



SCATRM6



SCA-TRM



PAL2CMTRM

The International reference standards:  
**ISO - ASTM NATURALE**

Characteristics and Test methods	Requirements EN 14411 <sup>(1)</sup> - G / ISO 13006 <sup>(2)</sup> - G	Our general values
Determination of water absorption - (ISO 10545-3)	Average value E <sub>s</sub> ≤ 0.5 % / Individual maximum 0.6%	≤ 0,06 % Average value and individual maximum
Classification	Definition § 3.2 and § 3.7	EU - Porcelain tiles
<b>Physical properties</b>		
Modulus of rupture - (ISO 10545-4)	Average ≥ 35 N/mm <sup>2</sup>	≥ 35 N/mm <sup>2</sup>
Breaking strength - (ISO 10545-4)	Average ≥ 1300 N for thickness ≥ 7.5 mm Average ≥ 700 N for thickness < 7.5 mm	Complies
Resistance to deep abrasion - (ISO 10545-6)	Max volume abraded ≤ 175 mm <sup>3</sup>	< 175 mm <sup>3</sup>
Resistance to surface abrasion - (ISO 10545-7)	Abrasion class and cycles passed	Class 0 - 5
Recommended use	Novabell criterion	Class 4 (see Annex N - ISO 13006 / EN 14411)
Coefficient of linear thermal expansion - (ISO 10545-5)	Declared value <sup>(1)</sup> / Test method available <sup>(2)</sup>	< 7.1 x 10 <sup>-6</sup> °C <sup>-1</sup>
Thermal shock resistance - (ISO 10545-9)	Pass according to EN ISO 10545-1 <sup>(1)</sup> / Test method available <sup>(2)</sup>	Complies
Crazing resistance - (ISO 10545-11)	Pass according to EN ISO 10545-1 <sup>(1)</sup> / Required <sup>(2)</sup>	Complies
Frost resistance - (ISO 10545-12)	Pass according to EN ISO 10545-1 <sup>(1)</sup> / Required <sup>(2)</sup>	Complies
Moisture expansion - (ISO 10545-10)	Declared value <sup>(1)</sup> / Test method available <sup>(2)</sup>	≤ 0.2 mm/m If agreed
Small colour differences - (ISO 10545-16)	ΔE <sub>uv</sub> < 0.75 <sup>(1)</sup>	Complies
Impact resistance - (ISO 10545-5)	Declared value <sup>(1)</sup> / Test method available <sup>(2)</sup>	COR > 0.75
Reaction to fire	Class A1 or A1 <sub>s</sub> <sup>(1)</sup>	A1 / A1 <sub>s</sub> (Classified without testing (CWT) - 96803 EC)
Mohs hardness scale - (ex EN 101 / BS 6431-13)	≥ 5	≥ 5
<b>Chemical properties</b>		
Chemical resistance - (GL) (ISO 10545-13): • Resistance to low and high concentrations of acids and alkalis • Resistance to household chemicals and swimming pool salts	Declared value <sup>(1)</sup> / Manufacturer Minimum cl	Resistant
Resistance to staining - (ISO 10545-14)	Minimum cl	Average value ≤ 0,06%
Release of dangerous substances - (ISO 10545-15)	Declared value <sup>(1)</sup> / Test <sup>(2)</sup>	Porcelain tiles
<b>Physical properties</b>		
Breaking strength - (ASTM C 648)	Average ≥ 250 lbf (1.11 kN) Individual ≥ 225 lbf (1.00 kN)	Complies
Visible abrasion - (ASTM C 1027)	As reported	Class 0 - 5
Recommended use	Novabell criterion (see Annex N - ISO 13006 / EN 14411)	Class 4
Thermal shock resistance - (ASTM C 428)	Pass	Complies
Crazing resistance - (ASTM C 424)	Pass	Complies
Resistance to freeze/thaw cycling - (ASTM C 1026)	As reported	Resistant
Bond strength - (ASTM C 482)	≥ 50 psi (0.34 MPa)	> 1 MPa
Color Uniformity - (ASTM C 609 and ANSI A 137.1 Section 9.3) <sup>(1)</sup>	V0 - 3 Judged	See the specific section
Mohs hardness scale - (ex EN 101 / BS 6431-13)	≥ 5	≥ 5
<b>Chemical properties</b>		
Chemical resistance - (ASTM C 650)	As reported	Resistant
Stain resistance - (ASTM C 1378)	As reported	Resistant
<b>Dimensions - Calibrated tiles</b>		
Dimensions - (ASTM C 499) - (ASTM C 485) - (ASTM C 502)	See ANSI A 137.1 - Tab. 10	Complies
<b>Dimensions - Rectified tiles</b>		
Dimensions - (ASTM C 499) - (ASTM C 485) - (ASTM C 502)	See ANSI A 137.1 - Tab. 10	Complies
<b>Slipperiness</b>		
DCOF Resistance (ANSI A 137.1 Section 9.6)	≥ 0.42 <sup>(1)</sup>	DCOF ≥ 0.42
<small>(1) For level interior spaces expected to be walked upon when wet (2) For V0 tiles only</small>		

The International reference standards:  
**ANSI - ASTM NATURALE**

Characteristics and Test methods	Requirements ANSI A 137.1	Our general values
Determination of water absorption - (ASTM C 373)	Average value E <sub>s</sub> ≤ 0.5 %	Average value ≤ 0,06%
Classification	Definition § 3.0	Porcelain tiles
<b>Physical properties</b>		
Breaking strength - (ASTM C 648)	Average ≥ 250 lbf (1.11 kN) Individual ≥ 225 lbf (1.00 kN)	Complies
Visible abrasion - (ASTM C 1027)	As reported	Class 0 - 5
Recommended use	Novabell criterion (see Annex N - ISO 13006 / EN 14411)	Class 4
Thermal shock resistance - (ASTM C 428)	Pass	Complies
Crazing resistance - (ASTM C 424)	Pass	Complies
Resistance to freeze/thaw cycling - (ASTM C 1026)	As reported	Resistant
Bond strength - (ASTM C 482)	≥ 50 psi (0.34 MPa)	> 1 MPa
Color Uniformity - (ASTM C 609 and ANSI A 137.1 Section 9.3) <sup>(1)</sup>	V0 - 3 Judged	See the specific section
Mohs hardness scale - (ex EN 101 / BS 6431-13)	≥ 5	≥ 5
<b>Chemical properties</b>		
Chemical resistance - (ASTM C 650)	As reported	Resistant
Stain resistance - (ASTM C 1378)	As reported	Resistant
<b>Dimensions - Calibrated tiles</b>		
Dimensions - (ASTM C 499) - (ASTM C 485) - (ASTM C 502)	See ANSI A 137.1 - Tab. 10	Complies
<b>Dimensions - Rectified tiles</b>		
Dimensions - (ASTM C 499) - (ASTM C 485) - (ASTM C 502)	See ANSI A 137.1 - Tab. 10	Complies
<b>Slipperiness</b>		
DCOF Resistance (ANSI A 137.1 Section 9.6)	≥ 0.42 <sup>(1)</sup>	DCOF ≥ 0.42
<small>(1) For level interior spaces expected to be walked upon when wet (2) For V0 tiles only</small>		

La tabella in italiano con i dati tecnici è scaricabile su [www.novabell.it](http://www.novabell.it)

Si vous le souhaitez, téléchargez le tableau contenant les données techniques en français en allant sur [www.novabell.it](http://www.novabell.it)

The English language technical specification for each collection can be downloaded from [www.novabell.it](http://www.novabell.it)

Die Tabelle in deutscher Sprache kann auf [www.novabell.it](http://www.novabell.it) heruntergeladen werden.



**THERMAE  
NATURALE**



**THERMAE  
SPAZZOLATO**



**THERMAE  
ANTISLIP**



**THERMAE  
20MM**

Utilizzare il QR CODE per scaricare le schede tecniche

Utilisez le QR CODE pour télécharger les fiches techniques

Use the QR CODE to download data sheets

QR CODE benutzen um die technische datenblätter runter zu laden

OUT WALK	Bending Strength EN 13396	Water Absorption	DIN 51130	DIN 51097	BS 7976 Pendulum Tester Average Values	MOHS	Modulus of Rupture	Breaking Strength (for square slabs)	Compressive Strength
<b>TECHNICAL DATA 20 MM</b>	≥ U11 (for square slabs)	≤ 0,03%	R11	A+B+C	wet ≥ 50 dry ≥ 55	≥ 8	≥ 50 N/mm <sup>2</sup>	≥ 12.000 N	≥ 200 N/mm <sup>2</sup>
Resistance to Staining	Resistance to household chemicals and swimming pool salts	Frost Resistance	Thermal Shock	Color Resistance UV Light		Reaction to Fire	≥ 500 kg/cm <sup>2</sup>	≥ 1.200 kg	≥ 2.000 kg/cm <sup>2</sup>
5	A	Complies	Resistant	Resistant		A1FL	≥ 7,500 psi	≥ 2,700 lbs	≥ 29,000 psi

	SCATOLA / BOX			PALLET			☒
	pz	m2	kg	box	m2	kg	
100x100	2	2,000	41,0	21	42,000	861	9,5
60x120	2	1,440	29,8	32	46,080	954	9,5
60x90	2	1,080	22,2	40	43,200	888	9,5
60x60	3	1,080	22,3	40	43,200	892	9,5
30x60	7	1,260	24,9	40	50,400	1016	9,5
30x60 strutt. Mesh	6	1,080	21,3	40	43,200	852	9,5
10x30	28	0,840	16,9	56	47,040	946	9,5
100x100	1	1,000	43,2	21	21,000	888	20
60x120	1	0,720	31,0	32	23,040	992	20
60x90	1	0,540	23,6	48	25,920	1133	20
Modulo 3 formati	1 cp.	1,620	71,7	14 cp.	22,680	1004	20



TECNOLOGIA, INNOVAZIONE  
E RICERCA NOVABELL

IT - I laboratori di ricerca NovaBell hanno creato una nuova generazione di superfici, caratterizzate dalla innovativa tecnologia digitale ad alta definizione.

GB - The NovaBell research laboratories have created a new generation of surfaces, featuring innovative high-definition digital technology.

D - Die NovaBell Forschungsabteilungen haben eine neue Generation von Oberflächen entwickelt, die durch die innovative hoch auflösende Digitaltechnologie gekennzeichnet sind.

F - Les laboratoires de recherche NovaBell ont créé une nouvelle génération de surfaces, qui se caractérisent par une technologie numérique haute définition innovante.

**LEED® CERTIFICATION COMPLIANT**

**THERMAE E' UN PRODOTTO CON PARTICOLARI CARATTERISTICHE DI ECOSOSTENIBILITA', CHE CONTRIBUISCE ALL'OTTENIMENTO DEI CREDITI PER LA CERTIFICAZIONE LEED (LEADERSHIP IN ENERGY AND ENVIROMENTAL DESIGN).**

THERMAE IS A PRODUCT WITH PARTICULAR ENVIRONMENTAL SUSTAINABILITY CHARACTERISTICS, THAT HELPS IN OBTAINING POINTS FOR LEED (LEADERSHIP IN ENERGY AND ENVIRONMENTAL DESIGN) CERTIFICATION.

THERMAE IST EIN AUSGESPROCHEN UMWELTFREUNDLICHES PRODUKT, DAS ZUM ERREICHEN DER PUNKTE FÜR DIE ZERTIFIZIERUNG NACH LEED (LEADERSHIP IN ENERGY AND ENVIRONMENTAL DESIGN) BEITRÄGT.

LA SERIE THERMAE PRESENTE DE CARACTERISTIQUES SPECIFIQUES DE DEVELOPPEMENT DURABLE; ELLE CONTRIBUE A OBTENIR DE CREDITS POUR LA CERTIFICATION LEED (LEADERSHIP IN ENERGY AND ENVIRONMENTAL DESIGN).





POCKTRIM

