








ADZ






Formatos / Sizes / Format

30,3x61,3 11,92"x24,13"	60,8x60,8 23,93"x23,93"	45x45 17,71"x17,71"	 30x30 (7x7) 11,81"x11,81"
-----------------------------------	-----------------------------------	-------------------------------	---







				PEI 4	
● At. Trent	Perla	30,3x61,3	M19	015.722.0037.00231	
● At. Trent	Perla	60,8x60,8	M19	015.440.0037.00231	
● At. Trent	Perla	45x45	M15	015.340.0037.00231	
● At. Trent	Perla	45x45 Adz.	M18	015.340.0037.00391	
● At. Trent	Perla	30x30(7)	Malla	M170 025.590.0037.00231	







				PEI 4	
● At. Trent	Nacar	30,3x61,3	M19	015.722.0030.00231	
● At. Trent	Nacar	60,8x60,8	M19	015.440.0030.00231	
● At. Trent	Nacar	45x45	M15	015.340.0030.00231	
● At. Trent	Nacar	45x45 Adz.	M18	015.340.0030.00391	
● At. Trent	Nacar	30x30(7)	Malla	M170 025.590.0030.00231	



				PEI 4	
● At. Trent	Gris	30,3x61,3	M19	015.722.0002.00231	
● At. Trent	Gris	60,8x60,8	M19	015.440.0002.00231	
● At. Trent	Gris	45x45	M15	015.340.0002.00231	
● At. Trent	Gris	30x30(7)	Malla	M170 025.590.0002.00231	



				PEI 4	
● At. Trent	Tortora	30,3x61,3	M19	015.722.0297.00231	
● At. Trent	Tortora	45x45	M15	015.340.0297.00231	
● At. Trent	Tortora	60,8x60,8	M19	015.440.0297.00231	
● At. Trent	Tortora	30x30(7)	Malla	M170 025.590.0297.00231	


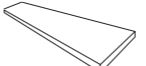



Pvto. / Floor / Sol: **At. Trent Perla 60,8x60,8**

Revestimiento Coordinado / Coordinated Wall Tile / Revêtement Coordiné:
At. Trent 36x80 - Rvto. Pasta Blanca / White Body Wall Tiles / Revêtement Pâte Blanche - Pág/Page/Page 362

Piezas especiales / Special pieces / Pièces especiales

Consultar en página / Consult on page / Consulter en page: 366

*PELDAÑO GRADONE	*ÁNGULO GRADONE	*RODAPIÉ C/ROMO
		

Empaquetado / Packaging / Emballage

Formato	pz/cj	m ² /cj	cj/pl	m ² /pl	kg/cj	kg/pl
30,3x61,3	7	1.30	40	52.00	26.00	1,060.00
60,8x60,8	4	1.48	30	44.40	31.00	950.00
45x45	7	1.42	52	73.84	26.13	1,378.76
30x30(7) Malla	11	1.00	42	42.00	23.10	990.20