



Pure

White body wall tiles

Set UP-S Pure-W_100



Pure Decor Alex White

Pure

White body wall tiles



Pure Silver Decor Smith_25*75 Pure White_25*75 Pure Silver_25*75
Mila Cold_60*60 SF



Pure

White body wall tiles

Pure Geometric_100/R Aspen Sand_19,5*121,5/R



Pure

White body wall tiles

Otlet-W



Fiber-W Fiber-G



Pure


White body wall tiles

Pure Prism_40*120
 Pure-W_40*120
 Aspen Camel_19,5*121,5

40 * 120 cm | 16 * 48"

↓
7mm
↑

PURE W




PURE



40 * 120 * 0,7 cm | 16 * 48"

RECTIFIED	NATURAL PRICE CODE BN101
W	23378

PURE Prism



PURE PRISM



40 * 120 * 0,85 cm | 16 * 48"

RECTIFIED	NATURAL PRICE CODE BN102
PURE PRISM	23377



19182 ALUMINIO/120 _ 120 * 0,5 cm | 48 * 0,2" _ P44

CARACTERÍSTICAS TÉCNICAS TECHNICAL CHARACTERISTICS			
joint	wall tiles	matt	thickness


EMBALAJE PACKING								(Los pesos aquí reflejados pueden sufrir ligeras variaciones en función del lote de producción. Weights shown here may slightly vary depending on the production lot.)	
Formato Sizes	Cajas Boxes			Pallet				Cont./20'	Cont./20'
cm	Piezas	m2/ sq.m	kg	Cajas	m2/ sq.m	kg	Tamaño cm aprox.	m2/ sq.m	m2/ sq.m
40 * 120 * 0,7	5	2,36	27,50	20	47,20	574	120 * 75 * 54	1767,94	1973,52
40 * 120 * 0,86	4	1,89	22,20	20	37,80	468	120 * 75 * 54	1736,54	1938,46
inch	Units	ft2	lb	Boxes	ft2	lb	Sizes inch approx.	ft2	ft2
15 9/16 * 46 15/16 * 1/4	5	25,40	60,64	20	508,06	1265,67	47 1/4 * 29 1/2 * 21 1/4	19030,15	21242,96
15 9/16 * 46 15/16 * 5/16	4	20,34	48,95	20	406,88	1031,94	47 1/4 * 29 1/2 * 21 1/4	18692,10	20865,60

Pure

White body wall tiles



PURE White



PURE




33,3 * 100 * 0,7 cm | 13 * 39"

RECTIFIED	NATURAL PRICE CODE BN65
W	20586



15,5 * 100 * 0,7 cm
6 * 39"


RECTIFIED	NATURAL PRICE CODE BN105
W	23824



8 * 33,3 * 0,7 cm
3 * 13"

RECTIFIED	NATURAL PRICE CODE BN106
W	23827

SET-UP S



SET UP




33,3 * 100 * 0,7 cm | 13 * 39"

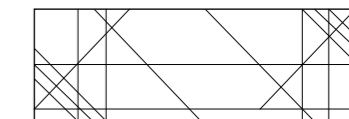
RECTIFIED	NATURAL PRICE CODE BN66
S	21364

33,3 * 100 cm | 13 * 39"

PURE Geometric




PURE GEOMETRIC



33,3 * 100 * 0,86 cm | 13 * 39"

RECTIFIED	NATURAL PRICE CODE BN66
PURE GEOMETRIC	23168

PURE Striped



PURE STRIPED



33,3 * 100 * 0,7 cm | 13 * 39"

RECTIFIED	NATURAL PRICE CODE BN66
PURE STRIPED	23169

D.PURE | Waves



* D.PURE WAVES



33,3 * 100 * 0,7 cm | 13 * 39"

RECTIFIED	NATURAL PRICE CODE P85
D. PURE WAVES	22334

* No se aconseja su uso en zonas con presencia de vapor.
Not suitable for environments where water vapour is present.



22303 ALUMINIO/100/MAT _ 100*0,5 cm | 39 * 0,2" _ P42



26153 L. GOLDEN/MAT/100 _ 100 * 0,5 cm | 39 * 0,2" _ P42

CARACTERÍSTICAS TÉCNICAS | TECHNICAL CHARACTERISTICS

joint	wall tiles	matt	thickness


EMBALAJE | PACKING

(Los pesos aquí reflejados pueden sufrir ligeras variaciones en función del lote de producción. Weights shown here may slightly vary depending on the production lot.)

Formato Sizes	Cajas Boxes			Pallet			Cont./20' 21500 kg.	Cont./20' 24000 kg.	
	Piezas	m2/ sq.m	kg	Cajas	m2/ sq.m	kg			Tamaño cm aprox.
cm									
33,3 * 100 * 0,7	6	2	26,60	24	48	663	118 * 105 * 48	1556,56	1737,56
33,3 * 100 * 0,86	5	1,67	22,20	24	40,08	558	118 * 105 * 48	1544,30	1723,87
inch	units	ft2	lb	Boxes	ft2	lb	Sizes Inch approx.	ft2	ft2
13 1/8 * 39 3/8 * 1/4	6	21,53	58,65	24	516,67	1461,92	46 7/16 * 41 5/16 * 18 7/8	16754,82	18703,06
13 1/8 * 39 3/8 * 5/16	5	17,98	48,95	24	431,42	1230,39	46 7/16 * 41 5/16 * 18 7/8	16622,86	18555,75

Pure

White body wall tiles



PURE W



MAZE W




FIBER W



D. ESTELAR W



LINOC W



OTLET W



FIBER G

32 * 90 cm | 13 * 36"

PURE _____




32 * 90 * 1,05 cm | 13 * 36"

RECTIFIED	NATURAL PRICE CODE BN29
W	16159

33 * 91 * 1,05 cm | 13 * 36"

NO RECTIFIED	NATURAL PRICE CODE BN21
W	16150

LINOC _____



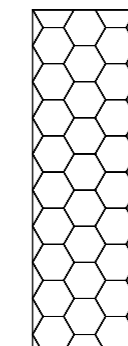
32 * 90 * 1,05 cm | 13 * 36"

RECTIFIED	NATURAL PRICE CODE BN36
W	18157

33 * 91 * 1,05 cm | 13 * 36"

NO RECTIFIED	NATURAL PRICE CODE BN25
W	18154

MAZE _____



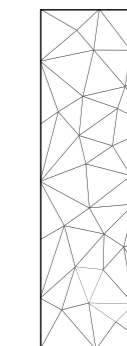
32 * 90 * 1,05 cm | 13 * 36"

RECTIFIED	NATURAL PRICE CODE BN36
W	16158

33 * 91 * 1,05 cm | 13 * 36"

NO RECTIFIED	NATURAL PRICE CODE BN25
W	16152

FIBER _____



32 * 90 * 1,05 cm | 13 * 36"

RECTIFIED	NATURAL PRICE CODE BN36
W	16161
G	16160

33 * 91 * 1,05 cm | 13 * 36"

NO RECTIFIED	NATURAL PRICE CODE BN25
W	16153
G	16151


OTLET _____



32 * 90 * 1,05 cm | 13 * 36"

RECTIFIED	NATURAL PRICE CODE BN36
W	18159

*D.ESTELAR _____



32 * 90 * 1,05 cm | 13 * 36"

RECTIFIED	NATURAL PRICE CODE P85
W	18460

* No se aconseja su uso en zonas con presencia de vapor. Not suitable for environments where water vapour is present.



20347 L. IRON ANTHRACITE _ 1,5 * 90 cm | 0,6 * 36" _ P38



20348 L. IRON MOCCHA _ 1,5 * 90 cm | 0,6 * 36" _ P38



07021 ACERO/90 _ 1,5 * 90 cm | 0,6 * 36" _ P30



07605 ALUMINIO/90 _ 0,5 * 90 cm | 0,2 * 36" _ P39


CARACTERÍSTICAS TÉCNICAS TECHNICAL CHARACTERISTICS		
joint	wall tiles	matt

EMBALAJE PACKING		(Los pesos aquí reflejados pueden sufrir ligeras variaciones en función del lote de producción. Weights shown here may slightly vary depending on the production lot.)							
Formato Sizes	Cajas Boxes	Pallet						Cont./20' 21500 kg.	Cont./20' 24000 kg.
cm	Piezas	m2/ sq.m	kg	Cajas	m2/ sq.m	kg	Tamaño cm aprox.	m2/ sq.m	m2/ sq.m
32 * 90 * 1,05	4	1,15	20,90	56	64,40	1194	120 * 80 * 105	1159,63	1294,47
33 * 91 * 1,05	4	1,20	21,80	51	61,20	1136	120 * 80 * 106	1158,27	1292,96
inch	Units	ft2	lb	Boxes	ft2	lb	Sizes inch approx.	ft2	ft2
12 5/8 * 35 7/16 * 7/16	4	12,38	46,08	56	693,20	2632,77	47 1/4 * 31 1/2 * 41 5/16	12482,27	13933,70
13 * 35 13/16 * 7/16	4	12,92	48,07	51	658,76	2504,88	47 1/4 * 31 1/2 * 41 3/4	12467,67	13917,40


Pure

White body wall tiles


25 * 75 cm | 10 * 30"



PURE White



PURE Sand



PURE Silver



PURE Black



PURE White | Decor Smith




PURE Sand | Decor Smith




PURE Silver | Decor Smith



PURE Black | Decor Smith



PURE White | Decor Alex



D.PURE MOSAIC

30 * 30 cm | 12 * 12"

NATURAL	PRICE CODE	P64
22332		

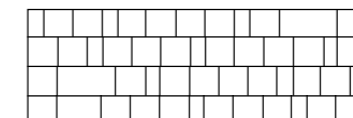
PURE _____



25 * 75 * 1,05 cm | 10 * 30"

NO RECTIFIED	NATURAL
	PRICE CODE BN16
WHITE	21786
SILVER	23171
SAND	23172
BLACK	23170


PURE DECOR SMITH _____



25 * 75 * 1,05 cm | 10 * 30"

NO RECTIFIED	NATURAL
	PRICE CODE BN20
WHITE	21788
SILVER	23174
SAND	23173
BLACK	23175

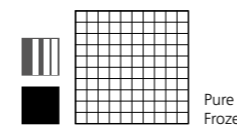
PURE DECOR ALEX _____



25 * 75 * 1,05 cm | 10 * 30"

NO RECTIFIED	NATURAL
	PRICE CODE BN20
WHITE	21787

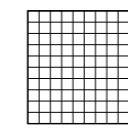
D.WHITE MIX MOSAIC _____



30 * 30 cm | 12 * 12"

NO RECTIFIED	NATURAL
	PRICE CODE P44
D.WHITE MIX MOSAIC	22615

D.PURE MOSAIC _____



30 * 30 cm | 12 * 12"

NO RECTIFIED	NATURAL
	PRICE CODE P44
SILVER	23531
SAND	23534
BLACK	23533

CARACTERÍSTICAS TÉCNICAS | TECHNICAL CHARACTERISTICS

joint	wall tiles	matt

EMBALAJE | PACKING

(Los pesos aquí reflejados pueden sufrir ligeras variaciones en función del lote de producción. Weights shown here may slightly vary depending on the production lot.)

Formato Sizes	Cajas Boxes			Pallet				Cont./20'	Cont./20'
	Piezas	m2/ sq.m	kg	Cajas	m2/ sq.m	kg	Tamaño cm aprox.	m2/ sq.m	m2/ sq.m
cm									
25 * 75 * 1,05	7	1,31	24,70	42	55,02	1061	120 * 80 * 90	1114,92	1244,56
inch	units	ft2	lb	Boxes	ft2	lb	Sizes Inch approx.	ft2	ft2
9 13/16 * 29 1/2 * 7/16	7	14,10	54,46	42	592,24	2339,51	47 1/4 * 31 1/2 * 35 7/16	12001,00	13396,46



20345 L. IRON SNUFF _ 1 * 75 cm | 0,4 * 30" _ P35



20346 L. IRON NATURAL _ 1 * 75 cm | 0,4 * 30" _ P35



11899 ALUMINIO/75 _ 0,5 * 75 cm | 0,2 * 30" _ P36